



# 90<sup>th</sup> ANNUAL SWIMMING CARNIVAL

2013 GPS Swimming Championships


COST: \$6.00 (Including GST)

# OFFICIAL PROGRAM

Brisbane Aquatic Centre, Friday 8th March 2013. Commencing at 3.00pm

# CONTENTS

<b>PAGE 1</b>	<b>Contents</b>
<b>PAGE 2</b>	<b>Competing Schools</b>
<b>PAGE 3</b>	<b>Schools Seating Plan</b>
<b>PAGE 4</b>	<b>Competitors Starting Instructions</b>
<b>PAGE 5</b>	<b>GPS Swimming Program (Order of Events)</b>
<b>PAGE 6 - 12</b>	<b>Program (Start List)</b>
<b>PAGE 12</b>	<b>Notes</b>
<b>PAGE 13</b>	<b>Champion School Points Scoring Table</b>
<b>PAGE 14</b>	<b>GPS Swimming Champion Schools</b>
<b>PAGE 15 - 41</b>	<b>GPS Swimming History of Results</b>
<b>PAGE 42 - 43</b>	<b>Records of Old Events</b>
<b>PAGE 44 - 47</b>	<b>GPS Premiers (Historical Records of other GPS Sports)</b>
<b>PAGE 48 - 50</b>	<b>Fire and Emergency Evacuation Procedures</b>
<b>PAGE 51</b>	<b>Map of Sleeman Sports Complex Parking Plan</b>
<b>PAGE 52</b>	<b>Acknowledgements</b>



# COMPETING SCHOOLS



## IPSWICH GRAMMAR SCHOOL

Established 1863

RED and WHITE



## BRISBANE GRAMMAR SCHOOL

Established 1867

LIGHT BLUE and DARK BLUE



## GREGORY TERRACE

Established 1875

RED and BLACK



## TOOWOOMBA GRAMMAR SCHOOL

Established 1875

BLUE and GOLD



## NUDGEE COLLEGE

Established 1891

ROYAL BLUE and WHITE



## THE SOUTHPORT SCHOOL

Established 1901

MAROON, NAVY BLUE and WHITE



## BRISBANE BOYS' COLLEGE

Established 1902

GREEN, WHITE and BLACK



## ANGLICAN CHURCH GRAMMAR SCHOOL

Established 1912

BLUE and GREY



## BRISBANE STATE HIGH SCHOOL

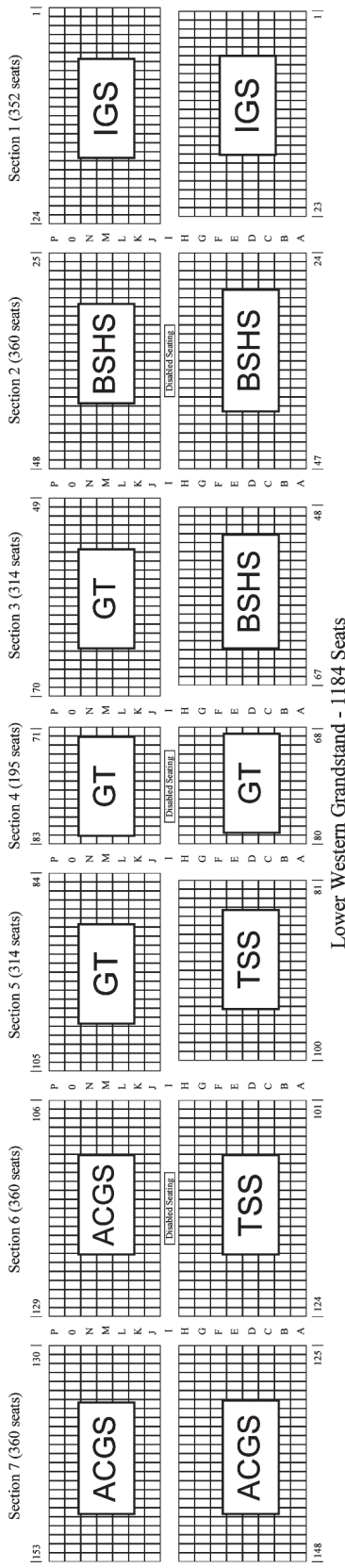
Established 1921

CERISE and BLUE

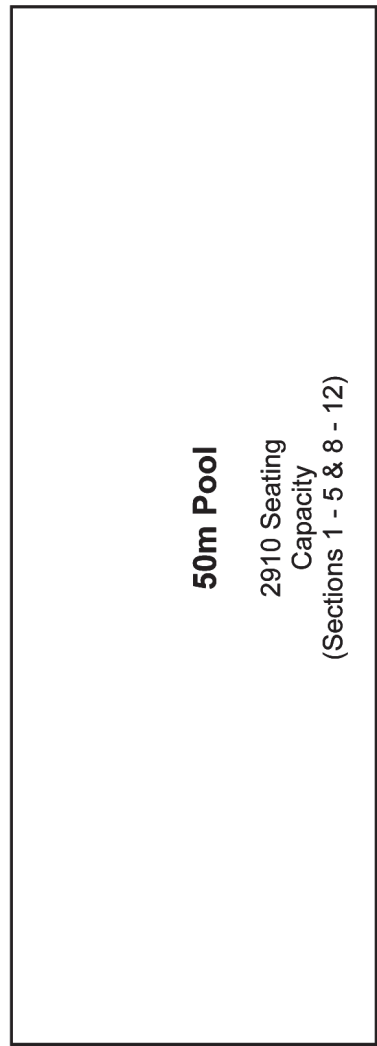


# Brisbane Aquatic Centre - 2013 GPS Swimming Seating Plan

## Upper Western Grandstand - 1071 Seats



## Lower Western Grandstand - 1184 Seats



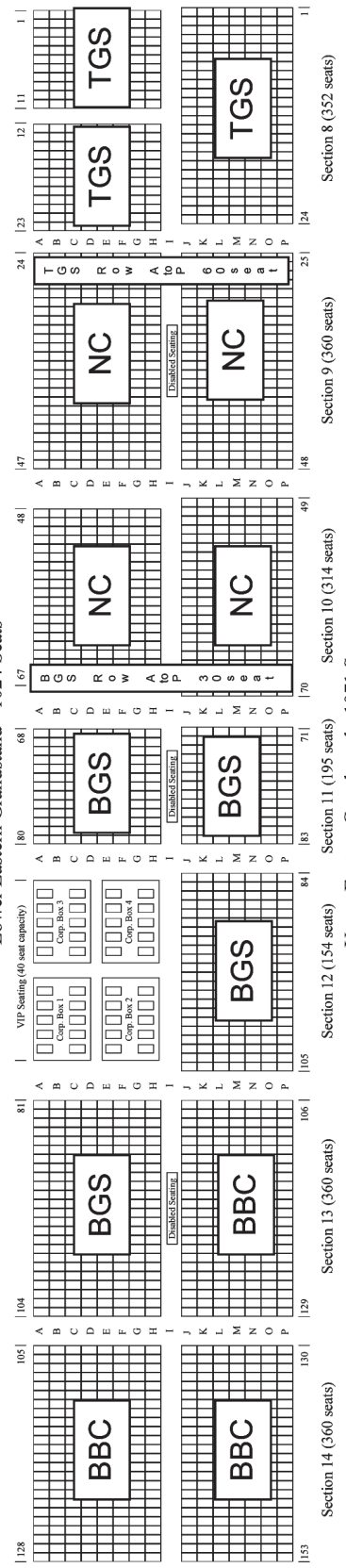
**50m Pool**

2910 Seating Capacity  
(Sections 1 - 5 & 8 - 12)

**4350 Total Seating Capacity**

**Dive Pool**  
1440 Seating Capacity  
(Sections 6, 7, 13, 14)

## Lower Eastern Grandstand - 1024 Seats



## Upper Eastern Grandstand - 1071 Seats

IGS	Ipswich Grammar School
BSHS	Brisbane State High School
GT	Gregory Terrace
TSS	The Southport School
ACGS	Anglican Church Grammar School

TGS	Toowoomba Grammar School
NC	Nudgee College
BGS	Brisbane Grammar School
BBC	Brisbane Boys' College



**GREAT VENUES → GOOD TIMES**

# COMPETITORS' STARTING INSTRUCTIONS

- (1) Consistent with the amended provisions of The Swimming Rules, the Starter will not necessarily brief competitors on his requirements before the Start.
- (2) The Referee will give a long, drawn out crescendo blast on the whistle to signal competitors to take up a position on their blocks, or, in the case of a Backstroke event, to come to their starting positions in the water
- (3) The False Start Rules will be applied in this way:
  - (a) A swimmer who dives into the pool before ASSUMING AND HOLDING his starting position prior to the signal to start is liable to disqualification on the recommendation of the Starter and with the concurrence of the Referee.
  - (b) A swimmer who is told to 'stand up' and who then wilfully dives into the pool after the order is given would contravene the "wilfully disobeying an order" rule and consequently is liable to disqualification on the recommendation of the Starter and the concurrence of the Referee.
  - (c) A swimmer who overbalances and falls into the pool after being told to 'stand up' is not, however, in contravention of the "wilfully disobeying an order" ruling.
- (4) When requested by the Check Starter, the competitors will move in a group onto the Pool-deck each to a position immediately behind his/her Lane Starting Block.
- (5) After the competitors have placed themselves behind their respective blocks, the announcer will make the appropriate introductions.
- (6) The Referee will give a long, drawn out crescendo blast on the whistle to signal competitors to take up a position on their blocks, or, in the case of a Backstroke event, to come to their starting positions in the water.
- (7) The Starter will give the precautionary command "Take your marks". Competitors will immediately take up their starting positions at the front of the starting block, or, in the case of a Backstroke event, their starting positions in the water, and REMAIN STATIONARY.
- (8) When all competitors are stationary the Starter will give the starting signal.
- (9) Competitors must finish in the lane in which they start. They will remain in the water in their lanes at the finish of the event until a signal is received from the Referee to leave the water.

In this meet, starts will be in accordance with the F.I.N.A. International Rules.

- **THE ONE START RULE SHALL APPLY THROUGHOUT THE WHOLE OF THE MEET.**
- **Feet first entry to the pool will apply to all backstroke events.**
- **Any relay team shall be disqualified from a race if a team member, other than the swimmer designated to swim that length, enters the water when the race is being conducted, before all swimmers of all teams have finished the race.**

**BARRACKING:** Shortly before the commencement of each event a whistle will be blown to serve as a request to all supporters to refrain from making any noise until the competitors have entered the water.

# GPS SWIMMING PROGRAM

## ORDER OF EVENTS

Event	Time	Name of event	Age group
1	3.00pm	400m Freestyle	All Age
2	3.09pm	200m Ind. Medley	All Age
3	3.15pm	50m Freestyle	U13
4	3.18pm	50m Freestyle	U14
5	3.21pm	50m Freestyle	U15
6	3.24pm	50m Freestyle	U16
7	3.27pm	50m Freestyle	Open
8	3.30pm	50m Backstroke	U13
9	3.33pm	50m Backstroke	U14
10	3.36pm	50m Backstroke	U15
11	3.39pm	50m Backstroke	U16
12	3.42pm	100m Backstroke	Open
13	3.45pm	100m Freestyle	U13
14	3.48pm	100m Freestyle	U14
15	3.51pm	100m Freestyle	U15
16	3.54pm	100m Freestyle	U16
17	3.57pm	100m Freestyle	Open
18	4.00pm	50m Breaststroke	U13
19	4.03pm	50m Breaststroke	U14
20	4.06pm	50m Breaststroke	U15
21	4.09pm	50m Breaststroke	U16
22	4.12pm	100m Breaststroke	Open
23	4.15pm	50m Butterfly	U13
24	4.18pm	50m Butterfly	U14
25	4.21pm	50m Butterfly	U15
26	4.24pm	50m Butterfly	U16
27	4.27pm	100m Butterfly	Open
28	4.30pm	200m Freestyle	U13
29	4.34pm	200m Freestyle	U14
30	4.38pm	200m Freestyle	U15
31	4.42pm	200m Freestyle	U16
32	4.46pm	200m Freestyle	Open
33	4.50pm	Medley Relay	U13
34	4.55pm	300m Freestyle Relay	U13
35	5.00pm	Medley Relay	U14
36	5.05pm	300m Freestyle Relay	U14
37	5.10pm	Medley Relay	U15
38	5.15pm	300m Freestyle Relay	U15
39	5.20pm	Medley Relay	U16
40	5.25pm	300m Freestyle Relay	U16
41	5.30pm	Medley Relay	Open
42	5.35pm	300m Freestyle Relay	Open
	5.45pm	Presentation of the Trophy to the Champion Team	

# GPS SWIMMING PROGRAM

## Event 1 400 LC Metre Freestyle

To start at 3.00pm

GPS Record: 3:51.94 1991 K J Perkins - BBC

Lane Name	Age	Team	Time
1 J Taylor	15	ACGS	---
2 L M Colquhoun	17	TSS	---
3 J Seawright	16	GT	---
4 C Galvin	16	BSHS	---
5 J T Scully	15	IGS	---
6 S D Pegg	17	BBC	---
7 M Petersen	14	BGS	---
8 N Carrick	16	NC	---
9 J K Pailthorpe	17	TGS	---

## Event 2 200 LC Metre IM

To start at 3.09pm

GPS Record: 2:05.91 2004 L Brodie - NC

Lane Name	Age	Team	Time
1 M Carleton	16	ACGS	---
2 B L Ashby	17	TSS	---
3 L Neill	16	GT	---
4 A Gough	16	BSHS	---
5 L M Roberts	17	IGS	---
6 T J Schuller	18	BBC	---
7 K Arcangeli	17	BGS	---
8 C Lewis	16	NC	---
9 A E Gibson	15	TGS	---

## Event 3 13 & Under 50 LC Metre Freestyle

To start at 3.15pm

GPS Record: 26.30 1999/2006 D S C Cramb - BBC / T G Sprenger - GT

Lane Name	Age	Team	Time
1 H Bennett	13	ACGS	---
2 K J Lowe	13	TSS	---
3 D Gigovic	13	GT	---
4 D Ashcroft	13	BSHS	---
5 J Lee	13	IGS	---
6 B M Carlyon	13	BBC	---
7 B Garbutt	13	BGS	---
8 J Prosser	13	NC	---
9 T J Wilson	13	TGS	---

## Event 4 14 & Under 50 LC Metre Freestyle

To start at 3.18pm

GPS Record: 24.96 2000 D S C Cramb - BBC

Lane Name	Age	Team	Time
1 H Abeya	14	ACGS	---
2 L V Pearce	14	TSS	---
3 K McNerney	14	GT	---
4 C Parberry	14	BSHS	---
5 T K Barnett	14	IGS	---
6 E R Mitchell	14	BBC	---
7 T Ryan	14	BGS	---
8 J Herbert	14	NC	---
9 B J Poon	14	TGS	---

## Event 5 15 & Under 50 LC Metre Freestyle

To start at 3.21pm

GPS Record: 24.42 1993 R A Powells - BSBS

Lane Name	Age	Team	Time
1 J Camp	15	ACGS	---
2 S H Mackay-Payne	15	TSS	---
3 L Townsend	15	GT	---
4 Z Shepherd	15	BSHS	---
5 M B Canham	15	IGS	---
6 B S Paties	15	BBC	---
7 C McKenna	15	BGS	---
8 B Jason	15	NC	---
9 B N McCarthy	15	TGS	---

## Event 6 16 & Under 50 LC Metre Freestyle

To start at 3.24pm

GPS Record: 23.98 1994 R A Powells - BSBS

Lane Name	Age	Team	Time
1 J Browne	16	ACGS	---
2 B T Heiniger	16	TSS	---
3 L Osborne	16	GT	---
4 T Rull	16	BSHS	---
5 J P McFerran	16	IGS	---
6 C M Watkins	16	BBC	---
7 E McCorley	16	BGS	---
8 D Parker	16	NC	---
9 C D Blackwood	16	TGS	---

## Event 7 50 LC Metre Freestyle

To start at 3.27pm

GPS Record: 23.36 1988 A J Baildon - TSS

Lane Name	Age	Team	Time
1 A Camp	15	ACGS	---
2 B O Smith	17	TSS	---
3 C Harvey	17	GT	---
4 R Parker	17	BSHS	---
5 C F Fasala	18	IGS	---
6 J P Tighe	17	BBC	---
7 B White	17	BGS	---
8 M Jones	17	NC	---
9 M J Sweeney	17	TGS	---

## Event 8 13 & Under 50 LC Metre Backstroke

To start at 3.30pm

GPS Record: 28.70 2006 H B Taylor - ACGS

Lane Name	Age	Team	Time
1 W Harris	13	ACGS	---
2 J T Rutherford	13	TSS	---
3 T Kerby	13	GT	---
4 C Oslington-Elliott	13	BSHS	---
5 M J Campbell	13	IGS	---
6 B M Carlyon	13	BBC	---
7 B Wang	13	BGS	---
8 X Pearson	13	NC	---
9 F J Stewart	13	TGS	---

PROGRAM CORRECT AT TIME OF PRINTING

Event 9 14 & Under 50 LC Metre Backstroke			
To start at 3.33pm			
GPS Record: 28.61 2007		H B Taylor - ACGS	
Lane Name	Age	Team	Time
1	H Abeya	14 ACGS	---
2	X C Bartlett	14 TSS	---
3	K McInerney	14 GT	---
4	B Milinkov	14 BSHS	---
5	J W Ford	14 IGS	---
6	A Gantimuroff	14 BBC	---
7	C Ormrod	14 BGS	---
8	B Woolf	14 NC	---
9	S J Dobbie	14 TGS	---

Event 13 13 & Under 100 LC Metre Freestyle			
To start at 3.45pm			
GPS Record: 57.02 2009		C F Fasala - IGS	
Lane Name	Age	Team	Time
1	W Harris	13 ACGS	---
2	K J Lowe	13 TSS	---
3	D Gigovic	13 GT	---
4	D Ashcroft	13 BSHS	---
5	J Lee	13 IGS	---
6	X Fletcher	13 BBC	---
7	B Wang	13 BGS	---
8	W Bhujel	13 NC	---
9	T J Wilson	13 TGS	---

Event 10 15 & Under 50 LC Metre Backstroke			
To start at 3.36pm			
GPS Record: 28.13 2009		Z J Whenuaroa - NC	
Lane Name	Age	Team	Time
1	J Findlay	15 ACGS	---
2	S H Mackay-Payne	15 TSS	---
3	K Osborne	15 GT	---
4	W Walsh	14 BSHS	---
5	M B Canham	15 IGS	---
6	A M Russell	15 BBC	---
7	H Stubbs	15 BGS	---
8	B Herrigan	15 NC	---
9	B N McCarthy	15 TGS	---

Event 14 14 & Under 100 LC Metre Freestyle			
To start at 3.48pm			
GPS Record: 54.79 2010		C F Fasala - IGS	
Lane Name	Age	Team	Time
1	Z Stubblety-Cook	14 ACGS	---
2	C Usher	14 TSS	---
3	K McInerney	14 GT	---
4	C McFaul	14 BSHS	---
5	J W Ford	14 IGS	---
6	E R Mitchell	14 BBC	---
7	M Adi	14 BGS	---
8	C Cox	14 NC	---
9	B J Poon	14 TGS	---

Event 11 16 & Under 50 LC Metre Backstroke			
To start at 3.39pm			
GPS Record: 27.34 2011		R C Gerlach - ACGS	
Lane Name	Age	Team	Time
1	J Browne	16 ACGS	---
2	D J Richardson	16 TSS	---
3	C Carsley	16 GT	---
4	A Gough	16 BSHS	---
5	J A Cornwell	16 IGS	---
6	E Zhou	16 BBC	---
7	D Lang	16 BGS	---
8	C Lewis	16 NC	---
9	C D Blackwood	16 TGS	---

Event 15 15 & Under 100 LC Metre Freestyle			
To start at 3.51pm			
GPS Record: 52.96 2004		D J van Velden - BBC	
Lane Name	Age	Team	Time
1	J Camp	15 ACGS	---
2	S H Mackay-Payne	15 TSS	---
3	K Osborne	15 GT	---
4	Z Shepherd	15 BSHS	---
5	J T Scully	15 IGS	---
6	B S Paties	15 BBC	---
7	E Crow	15 BGS	---
8	B Jason	15 NC	---
9	B J Oates	15 TGS	---

Event 12 100 LC Metre Backstroke			
To start at 3.42pm			
GPS Record: 57.94 2004		L Brodie - NC	
Lane Name	Age	Team	Time
1	A Camp	15 ACGS	---
2	B L Ashby	17 TSS	---
3	L Neill	16 GT	---
4	R Parker	17 BSHS	---
5	L C Whyte	17 IGS	---
6	P C Mills	17 BBC	---
7	J Parry	17 BGS	---
8	M Kwong	17 NC	---
9	T C Ludlow	16 TGS	---

Event 16 16 & Under 100 LC Metre Freestyle			
To start at 3.54pm			
GPS Record: 52.90 2012		C F Fasala - IGS	
Lane Name	Age	Team	Time
1	M Carleton	16 ACGS	---
2	B T Heiniger	16 TSS	---
3	J Seawright	16 GT	---
4	T Rull	16 BSHS	---
5	J A Cornwell	16 IGS	---
6	C M Watkins	16 BBC	---
7	S Young	16 BGS	---
8	D Parker	16 NC	---
9	B A May	15 TGS	---



**Event 17 100 LC Metre Freestyle**

To start at 3.57pm

GPS Record: 51.09 1988		A J Baildon - TSS		
Lane Name	Age	Team	Time	
1	A Camp	15	ACGS	---
2	B O Smith	17	TSS	---
3	G Windsor	17	GT	---
4	R Parker	17	BSHS	---
5	C F Fasala	17	IGS	---
6	P C Mills	17	BBC	---
7	B White	17	BGS	---
8	M Kwong	17	NC	---
9	J K Pailthorpe	17	TGS	---

**Event 21 16 & Under 50 LC Metre Breaststroke**

To start at 4.09pm

GPS Record: 30.29 1998		M E Riley - BGS		
Lane Name	Age	Team	Time	
1	I Freeman	16	ACGS	---
2	G J Bell	16	TSS	---
3	L Osborne	16	GT	---
4	J Powys	16	BSHS	---
5	D L Busch	16	IGS	---
6	E L Acworth	16	BBC	---
7	C Wyer	16	BGS	---
8	T Zappala	16	NC	---
9	A E Gibson	15	TGS	---

**Event 18 13 & Under 50 LC Metre Breaststroke**

To start at 4.00pm

GPS Record: 33.06 2012		Z Stubblety-Cook - ACGS		
Lane Name	Age	Team	Time	
1	M Binks	13	ACGS	---
2	J T Rutherford	13	TSS	---
3	D Bell	13	GT	---
4	D Ashcroft	13	BSHS	---
5	J Busch	13	IGS	---
6	Z J Nicol	13	BBC	---
7	B Garbutt	13	BGS	---
8	J Prosser	13	NC	---
9	F J Stewart	13	TGS	---

**Event 22 100 LC Metre Breaststroke**

To start at 4.12pm

GPS Record: 1:02.82 2003		C D Sprenger - GT		
Lane Name	Age	Team	Time	
1	R Brown	16	ACGS	---
2	L M Colquhoun	17	TSS	---
3	J Zuill	16	GT	---
4	A Baravi	17	BSHS	---
5	L M Roberts	17	IGS	---
6	N T Pace	17	BBC	---
7	J Bailey	17	BGS	---
8	N Carrick	16	NC	---
9	J K Pailthorpe	17	TGS	---

**Event 19 14 & Under 50 LC Metre Breaststroke**

To start at 4.03pm

GPS Record: 31.97 1992		R D Harrison - ACGS		
Lane Name	Age	Team	Time	
1	Z Stubblety-Cook	14	ACGS	---
2	S Goadby	14	TSS	---
3	C Windsor	14	GT	---
4	C Parberry	14	BSHS	---
5	R C Maskelyne	14	IGS	---
6	J White	14	BBC	---
7	M Adi	14	BGS	---
8	C Cox	14	NC	---
9	L T Reilly	14	TGS	---

**Event 23 13 & Under 50 LC Metre Butterfly**

To start at 4.15pm

GPS Record: 28.51 2003		J R Bruton - TSS		
Lane Name	Age	Team	Time	
1	W Harris	13	ACGS	---
2	J T Rutherford	13	TSS	---
3	D Gigovic	13	GT	---
4	L Gough	13	BSHS	---
5	J Lee	13	IGS	---
6	B M Carlyon	13	BBC	---
7	B Garbutt	13	BGS	---
8	J Prosser	13	NC	---
9	F J Stewart	13	TGS	---

**Event 20 15 & Under 50 LC Metre Breaststroke**

To start at 4.06pm

GPS Record: 30.88 2001		C D Sprenger - GT		
Lane Name	Age	Team	Time	
1	A Cumming	15	ACGS	---
2	C J van der Laan	14	TSS	---
3	L Townsend	15	GT	---
4	M Ng	14	BSHS	---
5	O J Pye	15	IGS	---
6	M Large	15	BBC	---
7	H Stubbs	15	BGS	---
8	J Donovan	15	NC	---
9	B J Oates	15	TGS	---

**Event 24 14 & Under 50 LC Metre Butterfly**

To start at 4.18pm

GPS Record: 27.18 2008		Z J Whenuaroa - NC		
Lane Name	Age	Team	Time	
1	H Abeya	14	ACGS	---
2	C Usher	14	TSS	---
3	J Ferguson	14	GT	---
4	C McFaul	14	BSHS	---
5	J W Ford	14	IGS	---
6	A Gantimuroff	14	BBC	---
7	M Adi	14	BGS	---
8	C Cox	14	NC	---
9	S J Dobbie	14	TGS	---

**Event 25 15 & Under 50 LC Metre Butterfly**

To start at 4.21pm

GPS Record: 26.09 2009 Z J Whenuaroa - NC

Lane Name	Age	Team	Time
1 J Camp	15	ACGS	---
2 M S Statham	15	TSS	---
3 R Kelly	15	GT	---
4 D McConnell	15	BSHS	---
5 M B Canham	15	IGS	---
6 B S Paties	15	BBC	---
7 N Ebzery	15	BGS	---
8 B Clough	15	NC	---
9 B N McCarthy	15	TGS	---

**Event 29 14 & Under 200 LC Metre Freestyle**

To start at 4.34pm

GPS Record: 2:01.51 1993 S C Kennedy - NC

Lane Name	Age	Team	Time
1 Z Stubblety-Cook	14	ACGS	---
2 C Usher	14	TSS	---
3 C Windsor	14	GT	---
4 J Lello	14	BSHS	---
5 T K Barnett	14	IGS	---
6 E R Mitchell	14	BBC	---
7 M Petersen	14	BGS	---
8 J Herbert	14	NC	---
9 B J Poon	14	TGS	---

**Event 26 16 & Under 50 LC Metre Butterfly**

To start at 4.24pm

GPS Record: 26.04 2011 A F Press - TSS

Lane Name	Age	Team	Time
1 J Browne	16	ACGS	---
2 D J Richardson	16	TSS	---
3 L Osborne	16	GT	---
4 A Gough	16	BSHS	---
5 J A Cornwell	16	IGS	---
6 C M Watkins	16	BBC	---
7 S Young	16	BGS	---
8 D Parker	16	NC	---
9 B A May	15	TGS	---

**Event 30 15 & Under 200 LC Metre Freestyle**

To start at 4.38pm

GPS Record: 1:57.22 2004 D J van Velden - BBC

Lane Name	Age	Team	Time
1 J Taylor	15	ACGS	---
2 M S Statham	15	TSS	---
3 L Townsend	15	GT	---
4 D McConnell	15	BSHS	---
5 O J Pye	15	IGS	---
6 A M Russell	15	BBC	---
7 E Crow	15	BGS	---
8 B Jason	15	NC	---
9 B J Oates	15	TGS	---

**Event 27 100 LC Metre Butterfly**

To start at 4.27pm

GPS Record: 55.62 2010 C Fedrick - IGS

Lane Name	Age	Team	Time
1 R Brown	16	ACGS	---
2 B L Ashby	17	TSS	---
3 L Neill	16	GT	---
4 T Williams	16	BSHS	---
5 S G Kawale	17	IGS	---
6 T J Schuller	18	BBC	---
7 N McGinley	17	BGS	---
8 M Kwong	17	NC	---
9 M J Sweeney	17	TGS	---

**Event 31 16 & Under 200 LC Metre Freestyle**

To start at 4.42pm

GPS Record: 1:55.86 2001 N R Sprenger - GT

Lane Name	Age	Team	Time
1 M Carleton	16	ACGS	---
2 J A Parrish	16	TSS	---
3 J Seawright	16	GT	---
4 T Rull	16	BSHS	---
5 J P McFerran	16	IGS	---
6 E L Acworth	16	BBC	---
7 S Young	16	BGS	---
8 C Lewis	16	NC	---
9 B A May	15	TGS	---

**Event 28 13 & Under 200 LC Metre Freestyle**

To start at 4.30pm

GPS Record: 2:04.49 1994 W B Guthrie - GT

Lane Name	Age	Team	Time
1 H Bennett	13	ACGS	---
2 K J Lowe	13	TSS	---
3 J Ruff	13	GT	---
4 L Gough	13	BSHS	---
5 M J Campbell	13	IGS	---
6 F J Morrison	13	BBC	---
7 B Wang	13	BGS	---
8 W Ellis	13	NC	---
9 T J Wilson	13	TGS	---

**Event 32 200 LC Metre Freestyle**

To start at 4.46pm

GPS Record: 1:52.29 2002 N R Sprenger - GT

Lane Name	Age	Team	Time
1 W Noble	17	ACGS	---
2 L M Colquhoun	17	TSS	---
3 G Windsor	17	GT	---
4 M Alati	17	BSHS	---
5 C F Fasala	17	IGS	---
6 P C Mills	17	BBC	---
7 K Arcangeli	17	BGS	---
8 N Carrick	16	NC	---
9 T C Ludlow	16	TGS	---

**Event 33 13 & Under 200 LC Metre Medley Relay**

To start at 4.50pm

GPS Record: 2:06.56 2011 TGS

Lane	Team	Relay	Time
1	ACGS		---
	1) B H Carleton 13	2) M Binks 13	
	3) W Harris 13	4) H Bennett 13	
2	TSS		---
	1) J T Rutherford 13	2) J P Hutchison 13	
	3) K J Lowe 13	4) C Moffat 13	
3	GT		---
	1) T Kerby 13	2) D Bell 13	
	3) D Gigovic 13	4) J Ruff 13	
4	BSHS		---
	1) C Oslington-Elliott 13	2) D Ashcroft 13	
	3) L Gough 13	4) J Currie 13	
5	IGS		---
	1) M J Campbell 13	2) J R Charles 13	
	3) J Lee 13	4) J Busch 13	
6	BBC		---
	1) C N Meyrick 13	2) M M Reilly 13	
	3) F J Morrison 13	4) C T Richmond 13	
7	BGS		---
	1) B Wang 13	2) B Garbutt 13	
	3) T Morgan 13	4) N Siganto 13	
8	NC		---
	1) X Pearson 13	2) T Carrick 13	
	3) W Ellis 13	4) A Tascheret 13	
9	TGS		---
	1) F J Stewart 13	2) T J Wilson 13	
	3) J G Anderson 13	4) A W Burge 13	

**Event 34 13 & Under 300 LC Metre Freestyle Relay**

To start at 4.55pm

GPS Record: 2:51.68 2005 BGS

Lane	Team	Relay	Time
1	ACGS		---
	1) S C Richardson 13	2) C J Brandon 13	
	3) W H Madders 13	4) Q R Rashford 13	
	5) N P Richards 13	6) Z Lam 13	
2	TSS		---
	1) L L Vine 13	2) C L Kennedy-Leverett 13	
	3) P N Murtagh 13	4) H S Lansdown 13	
	5) J G Giles 13	6) J Hopkins 13	
3	GT		---
	1) N House 13	2) R Townsend 13	
	3) J R Sparksman 13	4) D McCluskey 13	
	5) J Chung 13	6) N Egan 13	
4	BSHS		---
	1) C Williams 13	2) K Kruwinnus 13	
	3) L Haddock 13	4) A Nguyen 13	
	5) L Turner 13	6) A Gock 13	
5	IGS		---
	1) D P Johnston 13	2) W B Smith 13	
	3) E Koorts 13	4) C C Orrock 13	
	5) L B Danaher 13	6) F J Smart 13	
6	BBC		---
	1) Z J Nicol 13	2) X Fletcher 13	
	3) H Harvey 13	4) B Nahrung 13	
	5) M H Barnes 13	6) B M Carlyon 13	
7	BGS		---
	1) A Stilwell 13	2) L Forbes 13	
	3) S Tracjeski 13	4) J Bragg 13	
	5) E Baker 13	6) O Shepard 13	
8	NC		---
	1) F Nicholls 13	2) J Prosser 13	
	3) T McAlpine 13	4) T Grech 13	
	5) W Bhujel 13	6) W Martin 12	
9	TGS		---
	1) E J Rattray 13	2) A G Jakins 13	
	3) A I Waite 13	4) A H Perry 13	
	5) T Wagner 13	6) B L Winter 13	

**Event 35 14 & Under 200 LC Metre Medley Relay**

To start at 5.00pm

GPS Record: 1:58.64 2012 TGS

Lane	Team	Relay	Time
1	ACGS		---
	1) H Abeya 14	2) Z Stubblety-Cook 14	
	3) L Rowan 14	4) M McGregor 14	
2	TSS		---
	1) X C Bartlett 14	2) S Goadby 14	
	3) C Usher 14	4) L V Pearce 14	
3	GT		---
	1) J Ferguson 14	2) C Windsor 14	
	3) K McInerney 14	4) C Dollar 14	
4	BSHS		---
	1) B Milinkov 14	2) C Parberry 14	
	3) J Lello 14	4) C McFaul 14	
5	IGS		---
	1) J W Ford 14	2) R C Maskelyne 14	
	3) T K Barnett 14	4) B G Cawood 14	
6	BBC		---
	1) D R Beames 14	2) M j Patullo 14	
	3) J Gralton 14	4) O W Fitzpatrick 14	
7	BGS		---
	1) C Ormrod 14	2) M Adi 14	
	3) T Ryan 14	4) W Theile 14	
8	NC		---
	1) W Seebohm 14	2) J Bunney 14	
	3) B Woolf 14	4) T T Sykes 14	
9	TGS		---
	1) S J Dobbie 14	2) D S Stallman 14	
	3) B J Poon 14	4) L T Reilly 14	

**Event 36 14 & Under 300 LC Metre Freestyle Relay**

To start at 5.05pm

GPS Record: 2:40.34 2006 BGS

Lane	Team	Relay	Time
1	ACGS		---
	1) D Pool 14	2) M Goldberg 14	
	3) H Haddock 14	4) H Sharp 14	
	5) J Lavell 14	6) N Holt 14	
2	TSS		---
	1) J L Hardy 14	2) E D Cole 14	
	3) T A Redler 14	4) O W Morris 14	
	5) J M Eglington 14	6) R Hirose 14	
3	GT		---
	1) H Richards 14	2) W Zuill 14	
	3) L Monckton 14	4) M Carsley 14	
	5) A Smith 14	6) M Taraborrelli 14	
4	BSHS		---
	1) J Bayley 14	2) J Hogendoorn 14	
	3) J Freeman 14	4) W Brown 14	
	5) W Chan 14	6) F Bright 14	
5	IGS		---
	1) K J Bilzon 14	2) T A Pratt 14	
	3) A J Post 14	4) B J Parsonage 14	
	5) C D Kimmorley 14	6) J L Day 14	
6	BBC		---
	1) A Gantimuroff 14	2) B D Stubbs 14	
	3) K Strachan 14	4) J White 14	
	5) M A Rose 14	6) E R Mitchell 14	
7	BGS		---
	1) M Mower 14	2) E Gillan 14	
	3) M Petersen 14	4) I Stanislaus 14	
	5) D Johns 14	6) E Saxil 14	
8	NC		---
	1) O Price 14	2) B Woodward 14	
	3) C Cox 14	4) C Kimeklis 14	
	5) J Herbert 14	6) N Wilson 14	
9	TGS		---
	1) R U Morgan 14	2) C A McLoughlin 14	
	3) J A Hanna 14	4) K M Oates 14	
	5) S J Penhaligon 14	6) N B Jones 14	

PROGRAM CORRECT AT TIME OF PRINTING

**Event 37 15 & Under 200 LC Metre Medley Relay**

To start at 5.10pm

GPS Record: 1:54.27 2011 NC

Lane	Team	Relay	Time
1	ACGS		---
	1) J Findlay 15	2) A Cumming 15	
	3) J Camp 15	4) J Taylor 15	
2	TSS		---
	1) T A Underwood 15	2) C J van der Laan 14	
	3) M S Statham 15	4) S H Mackay-Payne 15	
3	GT		---
	1) N Mortensen 15	2) T Loudon 14	
	3) S McGuane 15	4) M McGuane 15	
4	BSHS		---
	1) W Walsh 14	2) M Ng 14	
	3) D McConnell 15	4) Z Shepherd 15	
5	IGS		---
	1) M B Canham 15	2) O J Pye 15	
	3) D W Wilson 15	4) J T Scully 15	
6	BBC		---
	1) H Mackenzie 15	2) C Starky 15	
	3) H R Evans 15	4) R MacNicol 15	
7	BGS		---
	1) H Stubbs 15	2) H Craw 15	
	3) N Ebzery 15	4) C McKenna 15	
8	NC		---
	1) B Herrigan 15	2) J Gilliland 15	
	3) B Clough 15	4) B J Fitzgerald 15	
9	TGS		---
	1) B N McCarthy 15	2) P R McNab 15	
	3) B J Oates 15	4) C J Carswell 15	

**Event 38 15 & Under 300 LC Metre Freestyle Relay**

To start at 5.15pm

GPS Record: 2:33.41 2007 BGS

Lane	Team	Relay	Time
1	ACGS		---
	1) E Bevan 15	2) H Gray 15	
	3) I Zelich 15	4) M Davenport 15	
	5) J MacMillan 15	6) N Cockerill 15	
2	TSS		---
	1) D J O'Neill 15	2) J R Cashman 15	
	3) T Aitchison 15	4) S I Sandeman 15	
	5) B R Thornburgh 15	6) J M Tonkin 15	
3	GT		---
	1) L Townsend 15	2) K Osborne 15	
	3) T Proberts 15	4) R Kelly 15	
	5) T Harden 15	6) D Moreland 15	
4	BSHS		---
	1) J Burgess 15	2) F Speare 14	
	3) L Rayner 15	4) J Davidson 14	
	5) D Galanos 15	6) M Nguyen 15	
5	IGS		---
	1) T J Searle 15	2) M Koorts 15	
	3) B F Noble 15	4) C B Fritz 15	
	5) D E Dreyer 15	6) A C Langdale 15	
6	BBC		---
	1) A M Russell 15	2) H T Finucan 15	
	3) M Large 15	4) S Hu 15	
	5) M K Van Dijk 15	6) B S Paties 15	
7	BGS		---
	1) F Cavallo 15	2) E Craw 15	
	3) L Somerville 15	4) J Stilwell 15	
	5) H Wyer 15	6) A Young 15	
8	NC		---
	1) B Jason 15	2) H Wardle 15	
	3) J Donovan 15	4) J O'Brien 15	
	5) C Pearson 15	6) H Foster 15	
9	TGS		---
	1) J W Loveday 15	2) F M Gourlay 15	
	3) T Bassingthwaighte 15	4) R M Waters 15	
	5) B D Saxton 15	6) J S Parkinson 15	

**Event 39 16 & Under 200 LC Metre Medley Relay**

To start at 5.20pm

GPS Record: 1:52.21 2012 TSS

Lane	Team	Relay	Time
1	ACGS		---
	1) M Carleton 16	2) J Browne 16	
	3) I Freeman 16	4) E Lavell 16	
2	TSS		---
	1) J K Kersten 16	2) G J Bell 16	
	3) D J Richardson 16	4) B T Heiniger 16	
3	GT		---
	1) H Frazer 15	2) L Derlagen 15	
	3) B O'Brien 16	4) J Lovie-Toon 16	
4	BSHS		---
	1) J Lye 16	2) M Byrne 16	
	3) M Head 15	4) M Hoadley 15	
5	IGS		---
	1) J A Cornwell 16	2) D L Busch 16	
	3) J P McFerran 16	4) A E Bachmann 16	
6	BBC		---
	1) L Reynolds 16	2) J Doring 16	
	3) W Gibson 16	4) T M Rech 16	
7	BGS		---
	1) D Lang 16	2) C Wyer 16	
	3) E McCorley 16	4) S Young 16	
8	NC		---
	1) C Lewis 16	2) T Zappala 16	
	3) A L Haines 16	4) D McMillan 16	
9	TGS		---
	1) C D Blackwood 16	2) A E Gibson 15	
	3) B A May 15	4) L B Jones 16	

**Event 40 16 & Under 300 LC Metre Freestyle Relay**

To start at 5.25pm

GPS Record: 2:30.99 2008 BGS

Lane	Team	Relay	Time
1	ACGS		---
	1) S Bardsley 16	2) J Murray 16	
	3) A Scott-Young 16	4) M Valentine 16	
	5) J Bennett 16	6) H Nucifora 16	
2	TSS		---
	1) J R Neilsen 16	2) J A Parrish 16	
	3) B T Lawson 16	4) S S Murray 16	
	5) J G Rees 16	6) C McKenzie 16	
3	GT		---
	1) L Osborne 16	2) J Seawright 16	
	3) C Carsley 16	4) H Havers 16	
	5) W Hefferan 16	6) P Whittaker 16	
4	BSHS		---
	1) A Gough 16	2) W Chan 16	
	3) C Galvin 16	4) B Denham 15	
	5) J Powys 16	6) T Rull 16	
5	IGS		---
	1) T J Brown 16	2) J P Koorts 16	
	3) M White 16	4) L R Samuela 16	
	5) C T Rafferty 16	6) C C Cawood 16	
6	BBC		---
	1) E Zhou 16	2) E L Acworth 16	
	3) L R Lyndon 16	4) J R Coulthard 16	
	5) T D Franey 16	6) C M Watkins 16	
7	BGS		---
	1) J Ryan 16	2) B Wang 16	
	3) S Torta 16	4) W Westmoreland 16	
	5) N Henderson 16	6) J Childs 16	
8	NC		---
	1) J Elmslie 16	2) C Ryan 16	
	3) J Lindsay 16	4) J Smith 16	
	5) W Richards 16	6) D Parker 16	
9	TGS		---
	1) B D Drew 16	2) J P Gordon 16	
	3) A H Jakins 16	4) J A Kuskie 16	
	5) S M Stevens 16	6) M G Orbell 16	

**Event 41 200 LC Metre Medley Relay**

To start at 5.30pm

GPS Record: 1:47.83 2007 TSS

Lane	Team	Relay	Time
1	ACGS		---
	1) A Camp 15	2) R Brown 16	
	3) T Peabody 17	4) B Cable 17	
2	TSS		---
	1) B L Ashby 17	2) L Bourne 17	
	3) S B Horton 17	4) B O Smith 17	
3	GT		---
	1) L Neill 16	2) J Zuill 16	
	3) G Windsor 17	4) C Harvey 17	
4	BSHS		---
	1) R Parker 17	2) A Baravi 17	
	3) T Williams 16	4) H Morris 17	
5	IGS		---
	1) C F Fasala 17	2) L M Roberts 17	
	3) S G Kawale 18	4) B T Leisemann 17	
6	BBC		---
	1) R C Lewis 17	2) H W Milne 18	
	3) F M Schilling 17	4) C J Johannsen 17	
7	BGS		---
	1) J Parry 17	2) J Bailey 17	
	3) N McGinley 17	4) B White 17	
8	NC		---
	1) J Whenuaroa 17	2) N Carrick 16	
	3) M Kwong 17	4) K Harvey 17	
9	TGS		---
	1) T C Ludlow 16	2) J K Pailthorpe 17	
	3) M J Sweeney 17	4) N T Drew 18	

**Event 42 300 LC Metre Freestyle Relay**

To start at 5.35pm

GPS Record: 2:25.80 2009 BGS

Lane	Team	Relay	Time
1	ACGS		---
	1) W Noble 17	2) W Bailey 17	
	3) J Suchting 17	4) Z Olsoon 17	
	5) M Bacon 17	6) D MacMillan 18	
2	TSS		---
	1) N L Ruan 17	2) L M Colquhoun 17	
	3) J Davis 17	4) H R Watson 18	
	5) H E Smith 18	6) M J Mincham 17	
3	GT		---
	1) M Barry 17	2) R Hegarty 17	
	3) J Kerby 17	4) N Cross 13	
	5) T Donnelly 17	6) M McMahon 17	
4	BSHS		---
	1) M Alati 17	2) T Massey 17	
	3) H Rayner 16	4) L Kinzett 17	
	5) K Barnes 17	6) C Lyon 17	
5	IGS		---
	1) J G Berry 17	2) L Fedrick 17	
	3) M L Sanderson 17	4) N R Payne 17	
	5) B J Cross 17	6) D Marcolin 17	
6	BBC		---
	1) P C Mills 17	2) T J Schuller 18	
	3) N T Pace 17	4) E D Mearns 17	
	5) J P Tighe 17	6) S D Pegg 17	
7	BGS		---
	1) K Arcangeli 17	2) K Mulcahy 17	
	3) B MacGinley 17	4) G Pullar 17	
	5) T Auer 17	6) F Halliday 16	
8	NC		---
	1) C Magnay 16	2) S Crichton 17	
	3) M Jones 17	4) I Freeman 17	
	5) J Hardy 18	6) C Charlton 17	
9	TGS		---
	1) M P Hunter 17	2) A Park 17	
	3) C B Oates 17	4) M R Ellis 17	
	5) D R Litzow 17	6) H R Freer 17	

**NOTES**



# CHAMPION SCHOOL

## SCORING SHEET

EVENT	LANE 1 ACGS	LANE 2 TSS	LANE 3 GT	LANE 4 BSHS	LANE 5 IGS	LANE 6 BBC	LANE 7 BGS	LANE 8 NC	LANE 9 TGS	TIME
400m Freestyle, All Age										
200m Ind. Medley, All Age										
50m Freestyle, U13										
50m Freestyle, U14										
50m Freestyle, U15										
50m Freestyle, U16										
50m Freestyle, Open										
50m Backstroke, U13										
50m Backstroke, U14										
50m Backstroke, U15										
50m Backstroke, U16										
100m Backstroke, Open										
100m Freestyle, U13										
100m Freestyle, U14										
100m Freestyle, U15										
100m Freestyle, U16										
100m Freestyle, Open										
50m Breaststroke, U13										
50m Breaststroke, U14										
50m Breaststroke, U15										
50m Breaststroke, U16										
100m Breaststroke, Open										
50m Butterfly, U13										
50m Butterfly, U14										
50m Butterfly, U15										
50m Butterfly, U16										
100m Butterfly, Open										
200m Freestyle, U13										
200m Freestyle, U14										
200m Freestyle, U15										
200m Freestyle, U16										
200m Freestyle, Open										
Medley Relay, U13										
300m Freestyle Relay, U13										
Medley Relay, U14										
300m Freestyle Relay, U14										
Medley Relay, U15										
300m Freestyle Relay, U15										
Medley Relay, U16										
300m Freestyle Relay, U16										
Medley Relay, Open										
300m Freestyle Relay, Open										
<b>TOTAL</b>										

# CHAMPION SCHOOLS - SWIMMING

## FIRST THREE SCHOOLS

1918	Gregory Terrace	1976	Brisbane Grammar School, Brisbane State High School, Church of Grammar School
1919	Gregory Terrace	1977	Brisbane Grammar School, Brisbane State High School, Ipswich Grammar School
1920	Brisbane Grammar School	1978	Brisbane State High School, Brisbane Grammar School, Gregory Terrace
1921	Gregory Terrace	1979	Brisbane State High School, Brisbane Grammar School, The Southport School
1922	The Southport School	1980	Brisbane State High School, Brisbane Grammar School, Gregory Terrace
1923	Nudgee College	1981	Brisbane State High School, Brisbane Grammar School, Gregory Terrace
1924	Brisbane Grammar School	1982	Brisbane State High School, Gregory Terrace, Brisbane Grammar School
1925	Brisbane Grammar School	1983	Brisbane State High School, Gregory Terrace, Brisbane Grammar School
1926	Brisbane Grammar School	1984	Brisbane State High School, Church of Grammar School, Brisbane Grammar School
1927	Brisbane Grammar School	1985	Brisbane State High School, Gregory Terrace, Brisbane Grammar School
1928	Brisbane Grammar School	1986	Brisbane State High School, Gregory Terrace, Brisbane Grammar School
1929	Brisbane Grammar School	1987	Gregory Terrace, Brisbane State High School, Brisbane Grammar School
1930	Church of England Grammar School	1988	Gregory Terrace, Brisbane Grammar School, Brisbane State High School
1931	Brisbane Grammar School	1989	Gregory Terrace, Brisbane State High School, Brisbane Grammar School
1932	No Competition	1990	Gregory Terrace, Brisbane State High School, Anglican Church Grammar School
1933	Brisbane State High School	1991	Gregory Terrace, Brisbane Grammar School, Anglican Church Grammar School
1934	Brisbane Grammar School	1992	Nudgee College, Brisbane State High School, Anglican Church Grammar School
1935	Toowoomba Grammar School	1993	Nudgee College, Brisbane State High School, Anglican Church Grammar School
1936	Brisbane Grammar School	1994	Nudgee College, Brisbane Grammar School, Gregory Terrace
1937	Church of Grammar School	1995	Nudgee College, Anglican Church Grammar School, Gregory Terrace
1938	No Competition	1996	Nudgee College, Gregory Terrace, Brisbane Grammar School
1939	Church of Grammar School	1997	Nudgee College, Brisbane Grammar School, Gregory Terrace
1940	Church of England Grammar School	1998	Nudgee College, The Southport School, Brisbane Grammar School
1941	Church of Grammar School	1999	Nudgee College, Brisbane Boys' College, Brisbane Grammar School
1942	No Competition	2000	Nudgee College, Brisbane Grammar School, Gregory Terrace
1943	Church of Grammar School	2001	Nudgee College, Brisbane Grammar School, Gregory Terrace
1944	Church of Grammar School	2002	Nudgee College, Brisbane Grammar School, Ipswich Grammar School
1945	Church of Grammar School	2003	Nudgee College, Ipswich Grammar School, The Southport School
1946	Church of Grammar School	2004	The Southport School, Nudgee College, Ipswich Grammar School
1947	Church of Grammar School	2005	The Southport School, Nudgee College, Brisbane Grammar School
1948	Church of Grammar School	2006	Nudgee College, The Southport School, Gregory Terrace
1949	Church of England Grammar School, Gregory Terrace	2007	The Southport School, Nudgee College, Gregory Terrace
1950	Church of Grammar School *No records of minor placings	2008	The Southport School, Nudgee College, Anglican Church Grammar School
1951	No Competition	2009	Nudgee College, The Southport School, Brisbane Grammar School
1952	Gregory Terrace *No records of minor placings	2010	Nudgee College, Brisbane Grammar School, The Southport School
1953	Gregory Terrace, Brisbane Boys' College, Church of Grammar School	2011	Nudgee College, Anglican Church Grammar School, The Southport School
1954	Gregory Terrace & Nudgee College (Tie first), Church of England Grammar School	2012	Nudgee College, The Southport School, Brisbane Grammar School
1955	Gregory Terrace, Church of Grammar School, Nudgee College		
1956	Church of Grammar School *No records of minor placings		
1957	Gregory Terrace *No records of minor placings		
1958	Gregory Terrace *No records of minor placings		
1959	Gregory Terrace *No records of minor placings		
1960	Church of England Grammar School, Gregory Terrace, Nudgee College		
1961	Church of Grammar School, Brisbane Grammar School, The Southport School		
1962	Church of Grammar School, Gregory Terrace, Brisbane Grammar School		
1963	Church of England Grammar School, Brisbane Grammar School, Gregory Terrace		
1964	Church of Grammar School, Nudgee College, Brisbane State High School		
1965	Church of Grammar School, Gregory Terrace, Brisbane State High School		
1966	No Competition		
1967	No Competition		
1968	Brisbane State High School, Gregory Terrace, Church of England Grammar School		
1969	Brisbane State High School, Church of Grammar School, Brisbane Grammar School		
1970	Gregory Terrace, Brisbane State High School, Brisbane Grammar School		
1971	Brisbane Grammar School, Gregory Terrace, Brisbane State High School		
1972	Brisbane Grammar School, Gregory Terrace, Church of England Grammar School		
1973	Brisbane Grammar School, Church of Grammar School, Gregory Terrace		
1974	Brisbane Grammar School, Gregory Terrace, Church of England Grammar School		
1975	Brisbane Grammar School, Brisbane State High School, Church of Grammar School		

•Prior to 1949 No Records of Minor Placings.

# GPS SWIMMING - HISTORY OF RESULTS

Note: No competition held in 1938, 1942, 1951, 1966, 1967. Current Record Holder = ®

## 400 Metre Freestyle - Open

Date	First	Second	Third	Fourth	Fifth	Time
1928	B. Butcher (TSS)	K. Sylow (BGS)	W. Harding (IGS)			6.52
1929	J. Cran (TSS)	R. Spencer (GT)	R. Fraser (CEGS)			6.291/5
1930	R. Canham (CEGS)	N. Wnght (TGS)	J. Crombie (TSS)			6.12 4/5
1931	R. Spencer (GT)	C. Harland (BGS)	J. Crombie (TSS)			6.21
1933	T. Long (BSHS)	K. McAlpine (TGS)	T. Barbat (BGS)			5.53 1/5
1934	W. Watts (BBC)	O.W. Salkeld (BGS)	J. Elliot (BSHS)			6.214/5
1935	J.A. Hayes (BGS)	B. Mulcahy (GT)	E. Muller (TGS)			6.27
1936	B. Muicaby (GT)	M. Gallagher (NC)	D. Bell (BGS)	F. Hughes (TSS)	D. Ryder (CEGS)	6.2 2/5
1937	W. Moreton (TGS)	R. Cilento (CEGS)	H. Mitchell (BGS)	E. Johnstone (NC)	E. Molle (TSS)	6.17
1938	No Competition					
1939	J. Mactaggart (CEGS)	E.J. Molle (TSS)	B. Keefle (NC)	R.H. Coates (BBC)	G.W. Volter (GT)	5.35 4/5
1940	R.A. McGregor (CEGS)	J.A. Bell (TSS)	T. Griffiths (TGS)	A. Hodel (NC)	R.J. Grant (GT)	6.5 1/5
1941	A. Davidson (CEGS)	J.A. Bell (TSS)	A. Hodel (NC)	R.G. Mitchell (BGS)	J. Parkinson (TGS)	5.49 4/5
1943	P. Mactaggart (CEGS)	C.A. Hoey (BBC)	R. Fogarty (TGS)	G.M. Pringle (IGS)		6.0
1944	C.A. Hoey (BBC)	A.I. Wright (CEGS)	B. Hall (NC)	G.B. Schooley (TSS)	F.W. Heron (BGS)	6.10 2/5
1945	J. Falconer (CEGS)	F. Gardiner (BGS)	J. Card (TGS)	C.L. Cilento (BBC)	J.N. Graham (GT)	5.59 4/5
1946	J. Falconer (CEGS)	W. Hanrick (TSS)	A.F. Hodgson (GT)	D. McAuliffe (NC)	W.R. Dowd (BBC)	6.103/10
1947	R.C. Rogers (CEGS)	T. Eady (TSS)	D. Michael (BSHS)	A.F. Hodgson (GT)	R. Colbert (TGS)	5.43 1/2
1948	R.C. Rogers (CEGS)	T. Eady (TSS)	R. Hogarth (BSHS)	M. Trennery (TGS)	L.A. Eady (BGS)	5.433/10
1949	Pl. Womham (CEGS)	N.R. Smith (BBC)	R. Hogarth (BSHS)	M. Trennery (TGS)	J. Boast (BGS)	5.42 4/5
1950	Pl. Womham (CEGS)	N.R. Smith (BBC)	T.A. Hickey (GT)	V.A. Doig (BGS)	D. Owens (NC)	5.44 8/10
1952	C.J. Weld (GT)	B. Griffiths (CEGS)	B. Cariton-Smith (NC)	E.G. Groom (BBC)	J. Kingston (TSS)	5.34 2/10
1953	C.J. Weld (GT)	E. Groom (BBC)	D. Conners (CEGS)	J. McCarthy (NC)	G. Quinn (BGS)	5.20 6/10
1954	N.M. Cooke (GT)	D. Conners (CEGS)	D.E. Palm (BBC)	A. Sharpe (IGS)	G. Quinn (BGS)	5.25 1/10
1955	P. Andersen (GT)	T.C. Cichero (BGS)	M. Barwick (NC)	T. Delugar (BBC)	J.W. Hanley (CEGS)	5.6 9/10
1956	T.C. Cichero (BGS)	R. Murray (GT)	J. McLeod (CEGS)	M. Barwick (NC)	R. Meyers (BBC)	5.103/5
1957	P. Andersen (GT)	J.C. McLeod (CEGS)	M. Barwick (NC)	D. McCarthy (BBC)	P.R. Beal (BGS)	5.3
1958	J. Dunsdon (GT)	K. Fredericks (NC)	P.C. Wippell (CEGS)	D. McCarthy (BBC)	N. Potts (BGS)	4.57 3/5
1959	J.T. Dunsdon (GT)	K. Fredericks (NC)	G. Wainwright (BGS)	E. Graham (BBC)	P. Wippell (CEGS)	4.53 1/5
1960	N.W. Reynolds (CEGS)	H. Orth (TGS)	J. Fingleton (GT)	R. McMahon (NC)	R. Beaver (BGS)	4.45 1/2
1961	H. Orth (IGS)	C. Leagh-Murray (BGS)	B. Munro (CEGS)	A. Long (TSS)	G. Banks (TGS)	4.55 7/10
1962	N.W. Reynolds (CEGS)	R. Simpson (BSHS)	M. Hay (TGS)	R. Fingleton (GT)	W. Bligh (TSS)	4.56 1/5
1963	N.W. Reynolds (CEGS)	R. Simpson (BSHS)	H. Robertson (TSS)	D. Milburn (GT)	J.A. Thorpe (BGS)	4:50
1964	P.J. Lacey (CEGS)	G. Rayner (BSHS)	J.E. Frayne (NC)	H. Robertson (TSS)	J.C. Dixon (IGS)	4:54.7
1965	G. Rayner (BSHS)	R.N. Sweetman (CEGS)	R. Baumann (BGS)	J. Dixon (IGS)	T.A. Lipscomb (NC)	4:53.7
1968	G. Feuerriegel (BSHS)	G.E. Short (BGS)	D.M. Ryland (BBC)	D.G. Goodchild (CEGS)	P.W. Morrow (TGS)	4:39.2
1969	G. Brough (TSS)	G. Short (BGS)	N. Proctor (GT)	D. Ryland (BBC)	P. Newbold (BSHS)	4:34.1
1970	P. Glasziow (BSHS)	R. Hutton (BGS)	N. Proctor (GT)	A. Shean (GT)	R. Frail (TSS)	4:29.9
1971	J. Van Opendenbosch (GT)	P. Glasziow (BSHS)	R. Hutton (BGS)	G.R. Langdon (BBC)	I.W. McAlister (CEGS)	4:27.4
1972	J. Van Opendenbosch (GT)	N.W. Martin (BGS)	S. Smith (BSHS)	R. Lalor (NC)	P. Reaburn (TSS)	4:23.2
1973	J. Van Opendenbosch (GT)	C. Crozier (BSHS)	C. Webb (BGS)	R. McPaul (CEGS)	W. Barrett (TGS)	4:20
1974	T. Monroe (BSHS)	R. Raeburn (TSS)	M. Gosney (CEGS)	R. McGregor (BGS)	C. Green (BBC)	4:41
1975	R. Jones (GT)	M. Steel (BSHS)	R. McGregor (BGS)	N.M. Kemp (CEGS)	C.D. Going (BBC)	4:35.8
1976	S. Harris (BSHS)	R. Thams (BGS)	C.D. Seawright (TGS)	S.R. Barber (TSS)	A. Eisentrager (GT)	4:24.4
1977	D.J. Atkins (BSHS)	G.A. Byram (CEGS)	G. Bendeich (BGS)	C.D. Seawright (TGS)	C. Johnson (GT)	4:39
1978	L.P. Hogg (BSHS)	A. Sambrook (BGS)	R. Morrison (GT)	A. Byram (CEGS)	J.W. Ardrin (IGS)	4:24.4
1979	R. Clarke (BSHS)	A. Sambrook (BGS)	J. Ardrin (IGS)	P. Duncan (NC)	L.C. Muir (TSS)	4:16.07
1980	L.P. Hogg (BSHS)	A. Sambrook (BGS)	A.M. MacLachlan (TSS)	A.G. Lee (CEGS)	J.W. Ardrin (IGS)	4:16.6
1981	A.M. Wilson (BSHS)	A.M. MacLachlan (TSS)	G.J. Trotman (NC)	C.G. Chapman (BGS)	J.W. Ardrin (IGS)	4:13.63
1982	H. Steel (BSHS)	A.M. MacLachlan (TSS)	B. Mulvihill (GT)	S. Chapman (BGS)	A. Woodward (NC)	4:11.52
1983	J.W. Lemberg (BSHS)	J.R. Plummer (IGS)	A.J. Smith (BGS)	A.G. Woods (BBC)	X.F. Clarke (GT)	4:05.01
1984	J.M. Brennan (BBC)	J.R. Plummer (IGS)	C.A. Forster (BSHS)	X.F. Clarke (GT)	D.A. Wiltshire (BGS)	4:16.69
1985	J.M. Brennan (BBC)	M.J. Mooney (IGS)	X.F. Clarke (GT)	A.I. Cribb (BGS)	E.D. Barry (ACGS)	4:09.24
1986	C.A. Logan (BSHS)	P.L. Quinn (GT)	A.I. Cribb (BGS)	E.D. Barry (ACGS)	F.H. Bentley (BBC)	4:05.31
1987	C.A. Logan (BSHS)	P.L. Quinn (GT)	T. Cronshaw (BGS)	E.D. Barry (ACGS)	F.H. Bentley (BBC)	4:06.47
1988	K.J. Perkins (BBC)	M.K. Fredencks (GT)	M. Gallen (NC)	K.D. Eldridge (ACGS)	S.W. Jacobsen (BSHS)	4:14.79
1989	K.J. Perkins (BBC)	C.C. Hackek (TSS)	K.D. Eldridge (ACGS)	R.K. Lyndon (GT)	J.S. Winter (BGS)	4:04.39
1990	K.D. Eldridge (ACGS)	K.J. Perkins (BBC)	R.K. Lyndon (GT)	T.W. Penrose (TSS)	D.R. Bitmead (IGS)	4:05.16
1991	K. Perkins (BBC)	K.D. Eldridge (ACGS)	M.K. Stewart (GT)	H.M. Collie (BSHS)	T.S. Carroll (NC)	3:51.94 ®
1992	K. Herrod (BSHS)	M.J. Stewart (GT)	S. Nash (NC)	L.M. Richmond (ACGS)	B. Dixon (TSS)	4:11.58
1993	L.M. Richmond (ACGS)	S.C. Kennedy (NC)	R.W. Stokes (BBC)	R.J. Gibson (GT)	B. Dixon (TSS)	4:11.78
1994	L.M. Richmond (ACGS)	S.C. Kennedy (NC)	W.B. Guthrie (GT)	R.W. Stokes (BBC)	S.M. Nothing (BGS)	4:09.17
1995	L.M. Richmond (ACGS)	W.B. Guthrie (GT)	M.G. Sara (BBC)	P.D. Brosgarth (NC)	S.M. Nothing (BGS)	4:04.49
1996	L.M. Richmond (ACGS)	J.B. Santacaterina (NC)	W.B. Guthrie (GT)	M.D.S. Thomas (TSS)	D. Holcombe (BSHS)	4:00.92
1997	R. Brosgarth (GT)	R.D. Faulkner (TSS)	J.V. Santacaterina (NC)	J. Wheeler (ACGS)	G. Heidke (TGS)	4:07.70
1998	R.D. Faulkner (TSS)	S.A. Bright (NC)	R. Brosgarth (GT)	D. Bemdt (BGS)	J. McAully (IGS)	4:02.78
1999	S.A. Bright (NC)	G.T. Scarce (TSS)	D.C. Muller (BBC)	P.A. Bures (GT)	B. Capell (BSHS)	4:08.91
2000	S.A. Bright (NC)	S. Morgan (BSHS)	S. Eckstein (TSS)	P.A. Bures (GT)	D.C. Muller (BBC)	4:06.07
2001	S. Morgan (BSHS)	R.P.S. McDonald (NC)	T. Cunningham (TSS)	A. Thompson (IGS)	A. Martin (BBC)	4:09.24
2002	N.R. Sprenger (GT)	A.J. Hutchinson (NC)	M.J. Morgan (TGS)	A. Thompson (IGS)	T. Cunningham (TSS)	4:00.96
2003	A.J. Hutchinson (NC)	D. Millwain (TSS)	A. Thompson (IGS)	S.J. Bassett (ACGS)	S.R.M. Taylor (BBC)	4:04.95
2004	D. Millwain (TSS)	D. Johnston (BSHS)	J. Chandler (IGS)	B.J. Donaldson (NC)	S.M. Sprenger (GT)	4:00.51
2005	C. Alderton (TSS)	E.M. Barry (GT)	M. Newman (IGS)	D.R. Price (NC)	T.J. Peterson (ACGS)	4:07.35
2006	D.J. Van Velden (BBC)	R. Charlesworth (TSS)	N.R. Johnston (NC)	M. Newman (IGS)	N.J. Rider (GT)	4:05.92
2007	J. Moorfoot (TSS)	E.M. Barry (GT)	A.J. Douglas (BGS)	H.W. Simmonds (ACGS)	M.J. Hilder (NC)	4:04.91
2008	G.P. O'Brien (GT)	C. Walker-Hebborn (TSS)	E.J. McKendry (BGS)	N.R. Johnston (NC)	H. Simmonds (ACGS)	4:01.88
2009	E.J. McKendry (BGS)	T. Parris (TSS)	L.L. Allan (BBC)	R. J. Donald (BSHS)	N.J. Rider (GT)	4:04.63
2010	A. Digby (TSS)	J.P. Merrilees (ACGS)	C.W. Gray (NC)	J.S. Macfarlan (BSHS)	J.A. Douglas (BGS)	4:16.46
2011	S.B. Horton (TSS)	O.J. Breakwell (BSHS)	J.P. Merrilees (ACGS)	J.A. McLoughlin (NC)	J.T. Seawright (GT)	4:10.42
2012	M.J. Mincham (TSS)	J.A. McLoughlin (NC)	J. Seawright (GT)	J.K. Pailthorpe (TGS)	M. Carleton (ACGS)	4:06.87

## 200 Individual Medley: All Age

Date	First	Second	Third	Fourth	Fifth	Time
1985-	J.M. Brennan (BBC)	B. Clatworthy (BSHS)	C.R. Mellin (IGS)	C.J. Davies (ACGS)	P.L. Quinn (GT)	2:15.30
1986-	X.F. Clarke (GT)	J.W. Deacon (BGS)	M.T. Lee (ACGS)	B. Clatworthy (BSHS)	B.V. Clarke (TGS)	2:17.85
1987-	A.B.J. Scriven (BGS)	M.T. Lee (ACGS)	D.J. Maclean (BBC)	A. Egorov (GT)	J.A. McKeering (NC)	2:15.94
1988-	J.C. Cooper (BSHS)	J. McKeering (NC)	A. Egorov (GT)	D.J. Maclean (BBC)	W.M. Friese (IGS)	2:13.89
1989-	D.A. Sheehan (BSHS)	J.A. McKeering (NC)	T. Staunton-Smith (BGS)	A.J. Weston (ACGS)	A.R. Lawson (BBC)	2:14.33
1990-	J.C. Cooper (BSHS)	N.J. Rollason (GT)	J.D. Griffith (ACGS)	M.S. Cruickshank (BGS)	J.R. Stokes (BBC)	2:13.41
1991-	N.J. Rollason (GT)	D.R. Bitmead (IGS)	J.C. McAllister (ACGS)	M. Knobel (TSS)	J.B. Forster (BSHS)	2:15.62
1992-	K. Herrod (BSHS)	J.C. McAllister (ACGS)	M.R. Chappel (GT)	J. Duggan (NC)	J.A. Baranoff (BGS)	2:11.75
1993-	J.D. Griffiths (ACGS)	M.R. Chappel (GT)	R.A. Baird (BSHS)	C.R. Thomas (BGS)	T.A. Goward (BBC)	2:14.62
1994-	D.J. Boxall (BSHS)	C.R. Thomas (BGS)	B.G. Connell (ACGS)	L.A. Wallace (GT)	H.E.A. Flouch (NC)	2:11.16
1995-	S.C. Kennedy (NC)	J.M. Winter (GT)	B.G. Connell (ACGS)	C.R. Thomas (BGS)	N. Baird (BSHS)	2:10.94
1996-	S.C. Kennedy (NC)	C. Thomas (BGS)	R. Brosgarth (GT)	S.K.C.Y. Liew (ACGS)	R. Cadd (IGS)	2:08.82
1997-	S.C. Kennedy (NC)	W.B. Guthrie (GT)	D.J. Over (ACGS)	S. Snelling (TGS)	M. Bell (BGS)	2:08.28
1998-	W.B. Guthrie (GT)	J.V. Santacaterina (NC)	G. Heidke (TGS)	A. Wah-Judi (TSS)	M. Riley (BGS)	2:09.82
1999-	M. Riley (BGS)	W.B. Guthrie (GT)	C.D.J. Flouch (NC)	G. Heidke (TGS)	N. Gourgaud (IGS)	2:08.89
2000-	M. Riley (BGS)	B.S. Rickard (NC)	P.D. Weatherley (ACGS)	S. McElroy (BSHS)	M.J. English (BBC)	2:10.63
2001-	S. Brodie (NC)	M. Lowry (BGS)	R. Beynon (IGS)	J. Ledgerwood (TSS)	D. Allen (ACGS)	2:09.45
2002-	M. Lowry (BGS)	S. Brodie (NC)	J. Ledgerwood (TSS)	C.D. Sprenger (GT)	S.B. Thomas (BBC)	2:12.89
2003-	L. Brodie (NC)	C.D. Sprenger (GT)	D. Johnston (BSHS)	A. Dickey (TSS)	A. Dickey (TSS)	2:09.54
2004-	L. Brodie (NC)	L.J. Wardley (TSS)	T. Evans (BSHS)	M. Newman (IGS)	E.M. Barry (GT)	2:05.91@
2005-	D. Waslin (TSS)	T. Evans (BSHS)	J.C. Houghton (ACGS)	B.F. Hutchinson (NC)	J. Hoek (IGS)	2:13.03
2006-	D. Coombs (TSS)	B.J. Donaldson (NC)	H. Samuela (BSHS)	E.M. Barry (GT)	J.C. Houghton (ACGS)	2:10.96
2007-	C. Walker-Hebborn (TSS)	J.A. Dewhurst (BGS)	J.L. DiBella (GT)	K.R. Hindmarsh (NC)	J.S. Houghton (ACGS)	2:11.49
2008-	R. Pavoni (TSS)	A. Cois (BGS)	M.J. Hilder (NC)	J. Achilles (ACGS)	T. Carlile (BSHS)	2:10.38
2009-	R. Pavoni (TSS)	B. Sykes (NC)	G.P.O'Brien (GT)	A. Cois (BGS)	L. Nattman (BSHS)	2:09.21
2010-	B. Sykes (NC)	Z.T. Dalby (ACGS)	A. Cois (BGS)	A.J. Mills (BBC)	T. Clarke (TSS)	2:08.97
2011-	B. Sykes (NC)	M.E. Pendall (ACGS)	M.J. Mincham (TSS)	F.H. Hope (BBC)	L.M. Roberts (IGS)	2:14.39
2012-	J.K. Mathews (NC)	B.L. Ashby (TSS)	P.R. Brittain (TGS)	M. Pendall (ACGS)	L. Neill (GT)	2:11.01

## 50 Metre Freestyle: Under 13

Date	First	Second	Third	Fourth	Fifth	Time
1965-	K.B. Nyberg (CEGS)	J. Cook (BSHS)	G.B. Langdon (BBC)	J. Salkeld (BGS)		31.5
1968-	N.J. Yeates (CEGS)	D. Bellamy (BSHS)	D. Smith (IGS), tie	R. Devlin (GT)	A.I. Barbour (BBC)	30.1
1969-	D. Cook (BSHS)	R. Mowen (NC)	A.D. Sturgess (BGS)	M. Jones (GT)	I. Fuller (CEGS)	31.8
1970-	R. Andronicus (TSS)	M. Tonelli (GT)	G. Richardson (BGS)	G. Scorer (BSHS)	R. McCowan (CEGS)	29.6
1971-	A. Wilson (BGS)	R.H. McCowan (CEGS)	R. Sager (BBC)	S. Silvestro (NC)	S. Crocker (BBC)	29.2
1972-	P. Spiro (BGS)	M.C. Patterson (CEGS)	R. Smith (GT)	W. Wakefield (BSHS)	A. Mott (NC)	28.3
1973-	G. Bendeich (BGS)	C.D. Charles (CEGS)	M. Crouch (GT)	C. Johnson (GT)	R. Stock (BSHS)	29.6
1974-	J. McNamara (BSHS)	S. Haberman (CEGS)	D.N. Yarrow (IGS)	A. Parker (GT)	J. McLeod (BBC)	30.0
1975-	J. Hooper (BSHS)	M. Hoey (BGS)	S. Hukins (BGS)	M. Green (GT)	M.T. Pearce (TSS)	29.5
1976-	L. Hogg (BSHS)	L. Hall (NC)	R. Spork (CEGS)	L. Muir (TSS)	B.R. Cranstoun (CEGS)	29.3
1977-	D.S. Frail (TSS)	D.W. Campbell (IGS)	M. Glanford (BGS)	J.R. Shaw (BBC)	B. Elliot (BGS)	28.9
1978-	R. Kahler (BGS)	C.L. Miller (BSHS)	M.A. Packman (BSHS)	B.D. Summer (IGS)	J.D. Hamilton (NC)	28.8
1979-	R. Thiele (BGS)	J. Sieben (BSHS)	D.C. Harvey (CEGS)	D. Mills (TSS)	A. Woods (BBC)	28.71
1980-	R.S. Leighton (TSS)	C.V. Tobin (BSHS)	G. Hansen (GT)	M.W. Blackwell (CEGS)	A. Savage (BGS)	29.76
1981-	J. Brennan (BBC)	M. Mastromichele (BSHS)	C. Robertson (GT)	S. Moore (CEGS)	K.M. Terris (IGS)	27.90
1982-	M. Packman (BSHS)	A. Middleton (IGS)	A.J. Kurth (BGS)	D. Craig (CEGS)	T. Russell (GT)	28.50
1983-	D.W. King-Christopher (TSS)	D.A. Dnummond (BSHS)	R. Pym (BGS)	D.J. Lawrance (CEGS)	A. Munday (BBC)	26.69
1984-	A.J. Baidon (TSS)	T. Cronshaw (BGS)	J.W. Fredericks (GT)	S.W. Anderson (CEGS)	C.R. Ford (TGS)	28.21
1985-	S.P. Burton (BSHS)	C.J. Polla-Mounter (IGS)	A.J. Lobie (BSHS)	D.S. Croke (BGS)	B.G. Lawrance (ACGS)	28.60
1986-	S.E. Lewis (BSHS)	D.G. Fenton (BBC)	T. Sayer (TSS)	J.A. Molloy (NC)	B.G. Lawrance (ACGS)	28.29
1987-	D.A. Sheehan (BSHS)	M. Williams (TSS)	P.T. Clancy (GT)	M.J. Kearney (NC)	D.J. Leventis (BBC)	28.18
1988-	S. Stahn (BGS)	J.E. Glasson (ACGS)	R.K. Lyndon (GT)	D.J. Clifford (GT)	D. Gaffney (IGS)	28.14
1989-	P.J. Gibson (GT)	S.M. Logan (BSHS)	A. Dickson (NC)	B.O. Nothling (ACGS)	C.M. Ballinger (BBC)	27.88
1990-	T.A.L. Nicholson (ACGS)	L.A. Wallace (GT)	J.A. Baranoff (BGS)	R.A. Powells (BSHS)	B. McMahon (TSS)	28.16
1991-	R.A. Powells (BSHS)	J. English (BBC)	J.R. English (BBC)	T.P. Nixon (BGS)	T.M. Smith (TSS)	27.00
1992-	D. Gooda (NC)	D. Holcombe (BSHS)	J.M. Carter (GT)	K.H. Skyring (BBC)	L.A. Donald (GT)	26.94
1993-	B.J. Andersen (NC)	C.R.J. Kenman (BGS)	A.P. Challen (BGS)	T. Harris (IGS)	D.L. Scutt (GT)	27.68
1994-	T.A. VanVeen (BBC)	B.M. Sprenger (GT)	A.J. Clifford (BSHS)	B.J. Gourlay (TSS)	H.M. Day (BGS)	27.37
1995-	H. Leung (ACGS)	M.E. Smith (NC)	M. Nowland (IGS)	N. Gourgaud (IGS)	C.A. Besley (BBC)	26.87
1996-	L.C. McBean (TSS)	J.M. Weber (GT)	P.R. Melloy (BGS)	A. Tumer (TGS)	D.C. Muller (BBC)	27.29
1997-	D.A. Pat (NC)	E. McGregor (BSHS)	W.W. Dening (NC)	L. Stanton (BGS)	J.C. Hey (TSS)	27.95
1998-	B.A. Dawson (NC)	N.L. Williams (BBC)	M. Skroblin (BBC)	S. Metyard (IGS)	H. Kikkawa (BGS)	27.09
1999-	D.S.C. Cramb (BBC)	J. Johnson (IGS)	A.D. Jeffenes (TSS)	B. Sheedy (TGS)	J.J.C. McGregor (ACGS)	26.30 @
2000-	S. James (BGS)	M. Roe (IGS)	W. Sellars (BGS)	B.L. Wheldon (ACGS)	K.M. Richardson (NC)	26.80
2001-	D. Linde (IGS)	M. Lewis (BSHS)	T.M. O'Shea (GT)	J.B. Tuton (GT)	A.R. Carlton (BBC)	26.85
2002-	A. Lewandowski (BGS)	B.J. Donaldson (NC)	C. Young (BGS)	N. Whitburn (BSHS)	M. Newmann (IGS)	27.41
2003-	J.R. Brutton (TSS)	C.H. Morrison (ACGS)	M.J. Gregory (BBC)	P. Hawkins (BSHS)	D. Habermann (IGS)	26.83
2004-	X. Crawford (TSS)	K.M. Tumata (NC)	D. Young (BGS)	R.L. Gilbert (GT)	L.J. Clentsmith (ACGS)	26.95
2005-	H. Perkins (TSS)	W.T. McGahan (GT)	C.T. Lane (NC)	M. Roettler (IGS)	W. Schoch (BGS)	27.34
2006-	T.G. Sprenger (GT)	E. Smith (IGS)	E.W. Thornely (BGS)	M. Crawford (TSS)	L.E. Grout (ACGS)	26.30 @
2007-	Z. Featherstone (TSS)	S. Taylor (BSHS)	H.R. Hawker (TGS)	J. Joliffe (IGS)	F.J. Thompson (NC)	27.45
2008-	A. Press (TSS)	J.M. Gilliland (NC)	D.L. Matthews (BSHS)	J.T. Pye (IGS)	X.M. Power (GT)	27.37
2009-	R.J. Parker (BSHS)	B. Smith (TSS)	L.T. Takau (IGS)	T.W. Peabody (ACGS)	N.T. Pace (BBC)	26.94
2010-	T. C. Rull (BSHS)	L. J. Neill (GT)	C. K. Magnay (NC)	E. J. McCorley (BGS)	J. T. Browne	27.39
2011-	B.J. Oates (TGS)	J.H. Chen (IGS)	B.S. Paties (BBC)	H.T. Issac (GT)	C.A. McKenna (GT)	27.47
2012-	C.J. Parbery (BSHS)	J.W. Ford (IGS)	A. Gantimuroff (BBC)	J. B. Herbert (NC)	W. Theile (BGS)	27.19



## 50 Metre Freestyle: Under 14

Date	First	Second	Third	Fourth	Fifth	Time
1927-	C. Wells (BGS)	E. Thynne (NC)	R. Overell (TSS)			37 2/5
1928-	B. Fogg (BSHS)	S.J. Stephens (CEGS)	D. Wightman (GT)			38 2/5
1929-	P. Haig (BGS)	D. Williams (CEGS)	W. Douglas (BBC)			38
1930-	M. Windsor (GT)	G. Moore (NC)	R. Caffyn (BGS)			35 4/5
1931-	T. Long (BSHS)	N. O'Neill (NC)	N. Munroe (TSS)			32 3/5
1933-	T.H. Shaw (BGS)	P. Crowley (GT)	H. McCallum (CEGS)			351/5
1934-	J. Venning (GT)	R. Wright (BBC)	T.J. Singleton (CEGS)			31 2/5
1935-	B. Bruce-Smith (CEGS)	C. Roden (BGS)	L. Tedford (BBC)			34
		J. Petersman (IGS), tie				
1936-	J. Rivett (TGS)	D. Wiley (BBC)	W. Gardner (BGS)	R. Laws (CEGS)	H. Young (NC)	35
1937-	R. Grant (GT)	N. Cain (NC)	J. Ruddle (BGS)	P. Mitchell (CEGS)	W. Ash (BBC)	35 3/5
1939-	C.E. Speed (BGS)	G.M. Darcy (GT)	P. Mactaggart (CEGS)	W. Broadfoot (TGS)	S. Roden (BBC)	341/5
1940-	J. Wills (TGS)	G.L. Jones (CEGS)	W. Somerville (TSS)	J. Row (IGS)	J.F. Ashby (BGS)	33 3/5
1941-	E.R. Oulity (GT)	D.J. Duthie (CEGS)	B.S. Tickle (BGS)	B. Lawne (IGS)	W. McCabe (NC)	33 3/5
1943-	R.J. Hodgson (BGS)	P. Taylor (CEGS)	B. Davies (GT)	R. Boyce (TGS)	E. Walters (NC)	36 2/5
1944-	R.C. Rodgers (CEGS)	B. Davies (GT)	K. Morgan (TSS)	B.W. Chapple (TGS)	J. McKendry (NC)	33
1945-	R. Colbert (TGS)	R. Gale (CEGS)	H. Nicholson (NC)	J. Boast (BGS)	B.E. Carroll (GT)	32
1946-	J. Bartlett (CEGS)	N. Schwartz (TGS)	N. Kenny (NC)	R.F. Wadley (GT)	W.B. Whitelock (BBC)	322/5
1947-	K. Wacker (BGS)	B. Schmidt (NC)	K. Waller (CEGS)	J.W. Duane (GT)	V.R. Parslow (IGS)	362/5
1948-	H.A. Weld (GT)	C. Arnold (CEGS)	R. Hobler (BBC)	R. Tritton (TSS)	C.J. Massie (BGS)	30 4/5
1949-	D. Trenery (TGS)	C.J. Weld (GT)	B.J. Chalk (CEGS)	D.E. Palm (BBC)	C. Thorne (BSHS)	29
1950-	C. Weid (GT)	A.R. Jones (BBC)	W.N.M. Arnold (CEGS)	J. McCarthy (NC)	R. McAllister (TSS)	301/10
1952-	T. Brandon (BBC)	J. Lavarack (NC)	R. Larkin (CEGS)	J. Wilson (GT)	B. Elsley (TGS)	32 6/10
1953-	T. Brandon (BBC)	R. Andersen (GT)	N. Phillips (NC)	T. Lindenmeyer (BGS)	N.R. McCoombes (IGS)	30.6
1954-	M. Dyer (NC)	R. Erikson (CEGS)	D. McCarthy (BBC)	B. Campbell (GT)	B.S. Hosier (TSS)	31 9/10
1955-	V. Huxley (TSS)	E.K. Vance (CEGS)	I. McNaught (GT)	R. Wickham (NC)	R. Hilderbrand (BGS)	29 3/5
1956-	J. Fingleton (GT)	R. Carson (CEGS)	N. Bomford (NC)	A. Nott (BBC)	R. Haigh (BGS)	31 2/5
1957-	J. Fingleton (GT)	R. Mant (NC)	F. Graham (BBC)	R. Stitz (IGS)	D. Shaw (TSS)	30 1/5
1958-	P. Taylor (BBC)	W.M. Oley (GT)	G.A. Sampson (BGS)	E. Power (NC)	G. Layt (BSHS)	301/5
1959-	N.W. Reynolds (CEGS)	D.G. Milburn (GT)	C. Dunne (BGS)	J. Potts (TSS)	R. Clarke (BBC)	293/10
1960-	J.W. Krimmer (CEGS)	D. Milburn (GT)	C.S. Gregory (BBC)	H. Robertson (TSS)	J. Power (NC)	291/10
1961-	A. McLeod (BGS)	J. Chapman (GT)	D. Balmer (CEGS)	D. Martin (TGS)	A. Christensen (TSS)	28 3/5
1962-	R.R. Birch (BGS)	W.F. Luya (CEGS)	A. Carrick (NC)	R. Kerkenezov (TSS)	J. Sexton (GT)	29 2/5
1963-	G. Gardiner (NC)	D.J.M. Marriott (CEGS)	J. Sexton (GT)	S.R. Booker (BGS)		29.5
		D. Graham (CEGS), tie				
1964-	C.B. Stitz (IGS)	M.C. Beatty (NC)	N.J. Hooper (BGS)	J.G. Fraser (CEGS)	R.D. Hamilton (GT)	28.8
1965-	A.W. Clark (GT)	G.J. Brough (TSS)	G. Reid (BGS)	F. Clarke (IGS)	G.P. Cameron (NC)	28.0
1968-	G.R. Langdon (BBC)	K. Lascelies (BSHS)	P.F. Raward (TSS)	R. Arundell (BGS)	W.D. Gardiner (IGS)	28.7
1969-	D. Bellamy (BSHS)	R. Devlin (GT)	N. Yeates (CEGS)	T. Sawtell (IGS)	P. Dingle (BGS)	28.0
1970-	D. Hall (NC)	B. Fitzwalter (GT)	R. French (BSHS)	G. Leathur (BGS)	B. Johnson (BBC)	29.5
1971-	R. Andronicus (TSS)	H. Tonelli (GT)	G.L. Vann (BGS)	P. Sager (BBC)	W. Clemenis (BSHS)	29.2
1972-	R.H. McCowan (CEGS)	A. Wilson (BGS)	P. Smith (GT)	S.J. Crocker (BBC)	J. Cameron (BSHS)	28.0
1973-	R. Spiro (BGS)	G. Charles (CEGS)	D. Yarrow (IGS)	C. Johnston (GT)	P. Stock (NC)	27.4
1974-	G. Bendeich (BGS)	D. Yarrow (IGS)	R. Logan (BSHS)	R. McLellan (BBC)	C. Charles (CEGS)	28.5
1975-	C. Charles (CEGS)	J. McNamara (BSHS)	N. Maranta (GT)	P. Beardmore (BGS)	A. Phillips (NC)	27.8
1976-	J. Hooper (BSHS)	M. Hoey (BGS)	C.J. Powell (IGS)	P. Roberts (GT)	B.A. Spork (CEGS)	28.1
1977-	M. Gianfors (BGS)	C.T. Hall (NC)	L.P. Hogg (BSHS)	N. O'Hare (GT)	L.W.S. Leech (IGS)	28.2
1978-	D.S. Frail (TSS)	B. Elliot (BGS)	R. Sydes (GT)	M. D. McNeilly (CEGS)	M.A. Packman (BSHS)	27.5
1979-	C. Miller (BSHS)	R. Kahler (BGS)	A. Dietz (TSS)	S. O'Kane (GT)	B. Summerville (IGS)	27.09
1980-	W. Mortensen (GT)	J.S. Sieben (BSHS)	J. Bush (NC)	R. Thiele (BGS)	D.J. Hamilton (TGS)	27.20
1981-	C.V. Tobin (BSHS)	M.C. O'Brien (GT)	A.E. Savage (BGS)	J.A. Young (IGS)	M. Blackwell (CEGS)	27.79
1982-	P. Wright (BSHS)	K. Terriss (IGS)	P. Menzies (BGS)	K. Van As (CEGS)	J. Bennett (BBC)	27.80
1983-	M.R. Packman (BSHS)	R.D. Pym (BGS)	A.D. Sole (BGS)	A.P. Middleton (IGS)	D.H. Craig (CEGS)	27.24
1984-	D. King-Christopher (TSS)	D.A. Drummond (BSHS)	D.J. Lawrance (CEGS)	W.J. Fredericks (GT)	J.G. Plummer (IGS)	25.89
1985-	A. Egorov (GT)	T.J. Somes (BBC)	G.L. Cotter (BSHS)	S.W. Anderson (ACGS)	M.J. Gallen (NC)	27.32
1986-	S.P. Burton (BSHS)	T. Staunton-Smith (BGS)	J.A. McKeering (NC)	T.A. Sayer (TSS)	C.R. Watson (IGS)	27.22
1987-	I.G. Fenton (BBC)	B.G. Lawrance (ACGS)	J.E. Lewis (BSHS)	J.A. Molloy (NC)	J.D. O'Neill (BGS)	26.36
1988-	D.A. Sheehan (BSHS)	R.K. Lyndon (GT)	A.J. Mowbray (TSS)	M.S. Cruickshank (BGS)	M. Kearney (NC)	27.01
1989-	S. Stahn (BGS)	J.E. Glasson (ACGS)	C.R. Swainson (BSHS)	D.J. Clifford (GT)	B. Final (IGS)	27.06
1990-	P.J. Gibson (GT)	S.M. Logan (BSHS)	J.A. Baranoff (BGS)	E.J. Doyle (IGS)	S.D.S. Quarterman (ACGS)	26.26
1991-	T.A.L. Nicholson (ACGS)	D.J. Boxali (BSHS)	L. Robertson (BBC)	L.A. Wallace (GT)	B.J. Dittmar (NC)	26.00
1992-	R. Powells (BSHS)	J.R. English (BBC)	J.M. Carter (GT)	T.M. Smith (TSS)	C.R. Thomas (BGS)	25.40
1993-	S.D. Gooda (NC)	D.L. Holcombe (BSHS)	L.A. Donald (GT)	A.R. Challen (BGS)	H.M. Simson (TSS)	26.20
1994-	T. Harris (IGS)	C.R.J. Kenman (BGS)	B.J. Andersen (NC)	P.D. Scutt (GT)	R.A.F. Kelly (ACGS)	26.59
1995-	S.T. Talbot-Cameron (NC)	B.M. Sprenger (GT)	B.A. Norris (ACGS)	H.M. Day (BGS)	B. Gourlay (TSS)	26.36
1996-	H. Leung (ACGS)	M.E. Smith (NC)	G.R. Davies (BBC)	M.J. Hamlin (GT)	J.A. Pope (TSS)	26.22
1997-	L.C. McBean (TSS)	W.W.H. Dening (NC)	J.M. Weber (GT)	A. Turner (TGS)	C. Votan (BGS)	25.95
1998-	D.J. Campbell (NC)	E. McGregor (BSHS)	J.C. Hey (TSS)	M. Manin (IGS)	M.G. Skroblin (BBC)	25.81
1999-	B.A. Dawson (NC)	B. Usher (ACGS)	T.L. Cunningham (TSS)	S. Meteyard (BSHS)	A.F. Barclay (BBC)	26.26
2000-	D.S.C. Cramb (BBC)	G. Sparrow (TSS)	S.A. Clark (NC)	W. Sellars (BGS)	A. Thompson (IGS)	24.96 @
2001-	S. James (BGS)	A.J. Doyle (NC)	T.M. O'Shea (GT)	M. Holt (BSHS)	P.J. Gleeson (BBC)	25.63
2002-	D. Linde (IGS)	M. Lewis (BSHS)	S. Clyde (TGS)	J.R. Murray (NC)	M. Dewhurst (BGS)	26.03
2003-	A. Lewandowski (BGS)	N. Whitburn (IGS)	C.R. Holgar (ACGS)	M. Brookes (BSHS)	S. Davies (TSS)	26.04
2004-	J.R. Bruton (TSS)	C.H. Morrison (ACGS)	D.R. Price (NC)	M.J. Gregory (BBC)	S. Moore (BGS)	25.85
2005-	X. Crawford (TSS)	B.J. Walkington (NC)	D. Young (BGS)	H.W. Simmonds (ACGS)	N.J. Rider (GT)	25.99
2006-	H. Perkins (TSS)	W.T. Schoch (BGS)	M. Roettler (IGS)	W.T. McGahan (GT)	D.P. O'Keefe (NC)	26.07
2007-	T.G. Sprenger (GT)	M. Crawford (TSS)	J.A. Saunders (BGS)	E. Smith (IGS)	S.D. Blakeway (ACGS)	26.06
2008-	A. Digby (TSS)	S.A. Taylor (BSHS)	H.R. Hawker (TGS)	C.R. Lloyd (IGS)	N. Groeneveld (ACGS)	25.85
2009-	A. Press (TSS)	M.D. Zammit (IGS)	J.D. Hardy (NC)	X.M. Power (GT)	A.L. Saunders (BGS)	25.43
2010-	R. J Parker (BSHS)	J. D. Whenuaroa (NC)	B. P. White (BGS)	J. Davies (TSS)	J. E. Roach	25.34
2011-	T.C. Rull (BSHS)	E.J. McCorley (BGS)	C.R. Lewis (NC)	J.R. Neilsen (TSS)		26.33
				E. Zhou (BBC), tie		
2012-	B.J. Oates (TGS)	B. Paties (BBC)	M.B. Canham (IGS)	B.I. Jason (NC)	C. McKenna (BGS)	26.12



## 50 Metre Freestyle: Under 15

Date	First	Second	Third	Fourth	Fifth	Time
1927-	W. Stephens (CEGS)	H. Vierow (BSHS)	R. Colbert (BGS)			36
1928-	R. Overell (TSS)	C. Wells (BGS)	J. Venning (GT)			34
1929-	L.A. Stephens (CEGS)	T. Wright (BBC)	W. Risley (BGS)			33
1930-	B. Ingram (TGS)	W. Haylett (BGS)	M. Spark (CEGS)			32
1931-	M. Windsor (GT)	T. Long (BSHS)	R.C. Valmadre (NC)			33 2/5
1933-	I. Sanderson (BSHS)	T. Muller (TGS)	D. Hannaford (BBC)			32 2/5
1934-	J. Venning (GT)	W. Stuart (TGS)	N.E. Watts (TSS)			313/5
1936-	J. Parkinson (CEGS)	L. Tidford (BBC)	J. Stuart (TGS)	C. Hinckley (IGS)	F. Miller (BSHS)	31 1/5
1937-	J. Rivett (TGS)	G. Wiley (BBC)	W. Gardner (BGS)	R. Laws (CEGS)	G. Gourley (GT)	331/5
1939-	B. Dowling (BGS)	I. Hinwood (BBC)	L. Smith (BSHS)	G.W. Curtis (CEGS)	F. Dunn (NC)	31 3/5
1940-	A.W. Robertson (BGS)	R.M. Jones (CEGS)	S.E. Roden (BBC)	G. M. Darcy (GT)	J. Gallagher (NC)	31 3/5
1941-	B.A. Christensen (CEGS)	J.L. Willis (TGS)	R. Lambert (BSHS)	D. Solomon (IGS)	R. McConnon (NC)	32 2/5
1943-	G. Carpenter (GT)	D. Batchen (CEGS)	I.D. Brown (BGS)	J. Morris (NC)	D. Robertson (TGS)	33 2/5
1944-	R.C. Boyce (TGS)	D. Clauston (TSS)	M. Hart (NC)	C.C. Thompson (BBC)	J.D. Cleeve (CEGS)	32 4/5
1945-	D. Ferrier (CEGS)	T. Jones (BSHS)	R.C. Armstrong (BBC)	J. McKendry (NC)	R. Chapple (TGS)	321/5
1946-	R. Colbert (TGS)	J.R. Boast (BGS)	S.A. Nimmo (TSS)	R.R. Hitchcock (CEGS)	B.E. Carroll (GT)	304/5
1947-	G. Newton (BSHS)	J. Bartlett (CEGS)	J. O'Neill (NC)	N. Schwartz (TGS)	R. Dowling (TSS)	30 2/5
1948-	D.O. Mason (CEGS)	K.G. Wacker (BGS)	J. Murphy (NC)	J. Carmichael (TGS)	J.W. Duane (GT)	30
1949-	H.A. Ward (GT)	C.H. Arnold (CEGS)	F. Hopkins (TGS)	P. Hobler (BBC)	K. O'Donnell (BSHS)	29 1/5
1950-	D. Trenerry (TGS)	L. Armstrong (BGS)	P. Mason (CEGS)	S. Norris (BSHS)	R.H. Hardy (TSS)	284/10
1951-	No Competition					
1952-	B. Hawkins (CEGS)	N.M. Cooke (GT)	D.E. Palm (GT)	A. Cockerill (TSS)	G. Hilderbrand (BGS)	29 8/10
1953-	B. Martin (BBC)	J. Cox (GT)	J. Mocatta (CEGS)	A. Sharpe (IGS)	J.R. MacDonald (TSS)	31.4
1954-	J. Blatchford (NC)	L. O'Connor (GT)	N. Chambers (BSHS)	R. Delmores (BBC)	M. Hooper (CEGS)	29 1/5
1955-	P.L. Eriksen (CEGS)	J. Shay (NC)	P. Gibson (BBC)	B. Campbell (GT)	A.J. White (BGS)	29 3/5
1956-	E.K. Vance (CEGS)	V. Huxley (TSS)	D. Daly (NC)	J. Cox (BBC)	J. Enoght (GT)	283/10
1957-	E. Richards (GT)	N. Bomford (NC)	A. Nott (BBC)	I.E. Keys (CEGS)	R. Clarkson (BSHS)	292/5
1958-	P. McMahon (NC)	R. Stitz (IGS)	J. A. Fingleton (GT)	R.N. Armstrong (CEGS)	P. Gatt (BBC)	28 1/5
1959-	D. Glen (CEGS)	P. Taylor (BBC)	G.H. Mountseer (GT)	T. McMahon (NC)	G. Simpson (BGS)	27 4/5
1960-	N.W. Reynolds (NC)	R. Fingleton (GT)	G. Dunne (BGS)	J. Potts (TSS)	G. Akauma (TGS)	
1961-	J. Krimmer (CEGS)	H. Robertson (TSS)	D. Milburn (GT)	S. Gregory (BBC)	P. Morgan (BSHS)	
1962-	G. Rayner (BSHS)	A. MacLeod (BGS)	J. Chapman (GT)	R. Miria (TGS)	D. R. Balmer (CEGS)	
1963-	R.R. Birch (BGS)	D. White (GT)	A. Carrick (NC)	T. Herbert (TSS)		28
		V. Ole (IGS), tie				
1964-	B.R. Chambers (NC)	D.J. Lloyd (CEGS)	C. McLaughlin (CEGS)	J.G. Sexton (GT)	T.L. Eastman (TSS)	26.7
1965-	C. Stitz (IGS)	M.C. Beatty (NC)	H. Hooper (BGS)	E.D. Cole (BBC)	J.G. Fraser (CEGS)	28.0
1968-	A. Shean (GT)	B. McGregor (TGS)	J.H. McCubbery (TSS)	B. Carter (BSHS)	M. White (BBC)	27.4
1969-	G.R. Langdon (BBC)	P. Raward (TSS)	R. Arundel (BGS)	B. Cooper (BSHS)	J. Willis (CEGS)	27.8
1970-	D. Bellamy (BSHS)	J. Van Opdenbosch (GT)	N. Martin (BGS)	N. Yeates (CEGS)	S. Howen (NC)	27.0
1971-	D. Hall (NC)	R. Mowen (CEGS)	G. Frost (BSHS)	B. Fitzwalter (GT)	C.R. Webb (BGS)	27.8
1972-	M. Tonelli (GT)	P.A. Sager (BBC)	W. Clements (BSHS)	K.R. Brumpton (CEGS)	G. Vann (BGS)	28.5
1973-	A. Wilson (BGS)	R. McCowan (CEGS)	R. McLellan (BBC)	B. Yarrow (IGS)	A. Palm (NC)	27.1
1974-	R. Thams (BGS)	M. Patterson (CEGS)	W. Wakefield (BSHS)	P. McLeod (BBC)	A. Van de Velde (GT)	26.6
1975-	P. Jones (BGS)	D. Atkins (BSHS)	A.G. Thompson (BBC)	M. Harradine (CEGS)	C. Johnson (GT)	27.1
1976-	C.D. Charles (CEGS)	J. McNamara (BSHS)	S. Habermann (BGS)	A. Philipps (NC)	M. Maranta (GT)	26.6
1977-	M. Green (GT)	I. Simpson (BGS)	G.J. Powell (IGS)	P. Adams (TSS)	J.N. Hooper (BSHS)	26.8
1978-	M. Glanford (BGS)	B.R. Cranstoun (CEGS)	S.J. Moffatt (BBC)	L.P. Hall (NC)	M.O'Hare (GT)	27.6
1979-	D.S. Frail (TSS)	B. Elliot (BGS)	R. Sydes (GT)	M. McNeilly (CEGS)	M. Sanderson (BSHS)	26.20
1980-	C.L. Miller (BSHS)	R. Kahler (BGS)	A.D. Dietz (TSS)	J. McNamee (GT)	D.C. Harvey (CEGS)	26.52
1981-	W. Mortensen (GT)	J.S. Sieben (BSHS)	A.J. Thelle (BGS)	G.D. Trenerry (TGS)	J. Bush (NC)	25.33
1982-	M. O'Brien (GT)	B. McDonald (IGS)	C. Tobin (BSHS)	L. Boevink (NC)	G. McKinnon (TSS)	26.25
1983-	P.J. Wright (BSHS)	B. Parer (NC)	P.A. Menzies (BGS)	K.N. VanAs (CEGS)	K.M. Terriss (IGS)	26.52
1984-	P.W. Budon (BSHS)	A.D. Sole (GT)	R.D. Pym (BGS)	A.P. Middleton (IGS)	N.R. Magnusson (CEGS)	26.30
1985-	D. King-Christopher (TSS)	D.A. Dnummond (BSHS)	J.W. Fredericks (GT)	S.A. Reilke (TGS)	A.B.J. Scriven (BGS)	25.71
1986-	A.J. Baidon (TSS)	T.J. Somes (BBC)	D.A. Richardson (ACGS)	M.J. Russell (GT)	A.W. Bale (BGS)	25.10
1987-	T. Staunton-Smith (BGS)	T. Sayer (TSS)	W.D. Fredericks (GT)	B.T. Arnold (BBC)	G.M. Higgins (NC)	26.86
1988-	D.G. Fenton (BBC)	B.G. Lawrance (ACGS)	C.R. Patterson (BSHS)	J.D. O'Neill (BGS)	P.T. Clancy (GT)	25.57
1989-	A.R. Vary (BSHS)	M. Kearney (NC)	A.J. Mowbray (TSS)	D.J. Collins (GT)	B.B. Cohn (BGS)	25.24
1990-	S. Stahn (BGS)	A.D. Dickson (NC)	M.J. Stewart (NC)	D.L. Gaffney (IGS)	B.C. Hiddlestone (BBC)	26.46
1991-	P.J. Gibson (GT)	P.F. O'Rourke (TSS)	J.A. Baranoff (BGS)	R.M. Collie (BSHS)	R.M. Duggan (NC)	25.69
1992-	T.A.L. Nicholson (ACGS)	L.A. Wallace (GT)	L.F. Robertson (BBC)	J. Partis (BSHS)	A. McGregor (NC)	25.12
1993-	R.A. Powells (BSHS)	J.R. English (BBC)	T.M. Smith (TSS)	J.M. Carter (GT)	T.P. Dudley (BGS)	24.42 @
1994-	D.S. Gooda (NC)	D.J. Holcombe (BSHS)	L.A. Donald (GT)	H.M. Simson (TSS)	T.J.M. Thynne (BGS)	26.08
1995-	T. Harris (IGS)	R.R. Court (NC)	M.P. Gallagher (GT)	C.R.J. Kenman (BGS)	M.D. Wilke (ACGS)	25.58
1996-	B.M. Sprenger (GT)	D.M. Bush (NC)	H. Day (BGS)	B. Gourlay (TSS)	A. Wallace (BSHS)	25.88
1997-	M.E. Smith (NC)	H. Leung (ACGS)	S. Stewart (BGS)	C. Besley (BBC)	B.A. Yates (TSS)	25.78
1998-	L.C. McBean (TSS)	A. Turner (TGS)	W.W.H. Denning (NC)	M. Moran (BGS)	R. TeKloot (ACGS)	25.32
1999-	D.J. Campbell	M.G. Skroblin (BBC)	A. Fraser (BGS)	M. Martin (IGS)	A.W. Seward (TSS)	25.48
2000-	B.A. Dawson (NC)	J. Bird (TSS)	B. Usher (ACGS)	A.F. Barclay (BBC)	T. Beadle (BGS)	25.52
2001-	D.S.C. Cramb (BBC)	D. Johnston (BSHS)	S.J.M. Clark (NC)	Z. Wright (IGS)	M. Katia (GT)	24.63
2002-	S. James (BGS)	K.M. Richardson (NC)	R.I. Russell (GT)	P.J. Gleeson (BBC)	K. Boughen (IGS)	24.93
2003-	D. Linde (IGS)	M. Dewhurst (BGS)	M. Lewis (BSHS)	H.R. Clentsmith (ACGS)	T. Wright (TSS)	25.06
2004-	R.C. Jovanovich (NC)	M. Brookes (BSHS)	N. Whitburn (IGS)	T. McKendry (BGS)	M.C. Holgar (ACGS)	25.08
2005-	J.R. Bruton (TSS)	S. Moore (BGS)	B.R. Ison (ACGS)	M.J. McGahan (GT)	D.R. Price (NC)	24.80
2006-	B.J. Walkington (NC)	X. Crawford (TSS)	D.A. Young (BGS)	J. Reston (BSHS)	H.W. Simmonds (ACGS)	25.48
2007-	H. Perkins (TSS)	W.T. Schoch (BGS)	W.T. McGahan (GT)	C.W. Gray (NC)	M. Rottler (IGS)	25.05
2008-	J.A. Saunders (BGS)	S. Blakeway (ACGS)	E.D. Smith (IGS)	Z.A. Taylor (NC)	B. King (TSS)	26.13
2009-	Z.J. Whenuaroa (NC)	Z. Featherstone (TSS)	S.A. Taylor (BSHS)	H.J. Coburn (GT)	H. Hawker (TGS)	24.82
2010-	R. C. Gerlach (ACGS)	A. Press (TSS)	M. D. Zammit (IGS)	J. A. McLoughlin (NC)	A. L. Saunders	24.72
2011-	R.J. Parker (BSHS)	B.P. White (BGS)	P.J. Soalheira (ACGS)	M.S. Denny (TGS)	J.D. Whenuaroa (NC)	24.82
2012-	J.A. Cornell (IGS)	T.C. Rull (BSHS)	A. Innes (ACGS)	B.T. Heiniger (TSS)	E. McCorley (BGS)	25.64

## 50 Metre Freestyle: Under 16

Date	First	Second	Third	Fourth	Fifth	Time
1937-	B. Bruce-Smith (CEGS)	L. Hoey (BBC)	J. Petemman (IGS)	J. Stuart (TGS)	E. Mollie (TSS)	32
1939-	R.J.K. Grant (GT)	R.W. Mitchell (CEGS)	T. McGrath (NC)	G.J. Stuart (TGS)	J. Wollam (BGS)	32
1940-	I. A. Hinwood (BBC)	B.H. Dowling (BGS)	D.G. Hill (CEGS)	R. Westcott (IGS)	B. Parkinson (TGS)	31
1941-	A.W. Robinson (BGS)	P. Mactaggart (CEGS)	G.M. D'Arcy (GT)	J. Gallagher (NC)	V.G. Sneyd (BBC)	303/5
1943-	I. Wright (CEGS)	A. Hunter (BSHS)	N.B. Poulsen (BGS)	W. Hindler (TGS)	B. Cahill (NC)	30 1/5
1944-	E.Wilton (TGS)	J. Morfis (NC)	C. Carpenter (GT)	R. Liddle (BSHS)	D. Batchen (CEGS)	31 1/5
1945-	R.C. Rogers (CEGS)	W. Aitken (TGS)	G. Sheil (TSS)	K.T. Spillane (GT)	E.P. Robinson (BGS)	29 9/10
1946-	R. Ferrier (CEGS)	T. Jones (BSHS)	R. Akers (TSS)	G.M. Skinner (BGS)	F.P. Sullivan (GT)	30 1/10
1947-	J.R. Boast (BGS)	M. Trenerry (TGS)	S. Nimmo (TSS)	H. Nicholson (NC)	R. Hogarth (BSHS)	29 1/5
1948-	J.D. Bartlett (CEGS)	M. Crittenden (TSS)	J. O'Neill (NC)	N. Schwartz (TGS)	N.R. Smith (BBC)	299/10
1949-	D. Mason (CEGS)	J. Murphy (NC)	K. Wacker (BGS)	J. Cammichael (TGS)	D. Bird (BBC)	28 8/10
1950-	H.A. Weld (GT)	C.H. Arnold (CEGS)	D. Quinn (BSHS)	J. Bumie (BBC)	F. Hopkins (TGS)	29
1952-	C.J. Weld (GT)	W. Arnold (CEGS)	P. Duggan (NC)	W.R. Raymond (TGS)	J. Williamson (TSS)	27
1953-	B. Hawkins (CEGS)	D. Palm (BBC)	R.E. Lindenmeyer (BGS)	N.M. Cooke (GT)	R.C. Wakely (TSS)	28 2/10
1954-	J. O'Brien (NC)	P. Anderson (GT)	A. Dowling (BGS)	K.L. Tritton (TSS)	M. Maker (BSHS)	29 9/10
1955-	R. Murray (GT)	M.K. Hooper (CEGS)	L. Blatchford (NC)	P. Delmodes (BBC)	G. Davidson (TSS)	293/5
1956-	P. Eriksen (CEGS)	D. McCarthy (BBC)	J. Shay (NC)	J. Handy (GT)	A. White (BGS)	27 9/10
1957-	D.C. Applebee (CEGS)	I. McNaught (GT)	V.K. Huxley (TSS)	K. Fredericks (NC)	G.R. Wainwright (BGS)	28 2/5
1958-	E.B. Richards (GT)	N. Bomford (NC)	R. Brown (BGS)	R. Clarkson (BSHS)	J.C. Morison (TSS)	281/2
1959-	P. Catt (BBC)	J. Fingleton (GT)	P. McMahon (NC)	R. Stitz (IGS)	P. Buckle (BGS)	27 3/10
1960-	D.W.J. Glen (CEGS)	G. Mountseer (GT)	O. Robbins (BGS)	R.B. Taylor (BBC)	A. Atkins (BSHS)	26 9/10
1961-	J. Potts (TSS)	N. Reynolds (CEGS)	R. Fingleton (GT)	G. Dunne (BGS)	M. Chagoury (NC)	26 4/10
1962-	N.W. Reynolds (CEGS)	R. Fingleton (GT)	D.Anning (TSS)	I.R. Affleck (BGS)	G. Lawson (BBC)	254/5
1963-	N.W. Reynolds (CEGS)	R. Fingleton (GT)	D.A. Robbins (BGS)	H. Robertson (TSS)	R. Cooper (NC)	25.7
1964-	RG Mitchell (CEGS)	G. Rayner (BSHS)	I.F. Woods (BBC)	R. Lockhart (TSS)	J.C. Lipscomb (NC)	26.6
1965-	RE Lockhart (TSS)	G. Rayner (BSHS)	R.E. Walker (CEGS)	I.F. Woods (BBC)	M. Hutton (BGS)	26.1
1968-	R.H. Fry (CEGS)	D.M. Forster (BBC)	A. Clarke (GT)	G. Mitchell (BSHS)	N.R. Kelly (BGS)	25.9
1969-	G. Brough (TSS)	N. Proctor (GT)	G. McFarland (IGS)	J. Holloway (CEGS)	G. Want (BGS)	25.8
1970-	J. Henderson (NC)	N. Proctor (GT)	R. Watts (BGS)	A. Shean (CEGS)	R. Newman (IGS)	26.3
1971-	J. VanOpdenbosch (GT)	R. Hutton (BGS)	G.R. Langdon (BBC)	A. Shean (BSHS)	G.R. Warfield (CEGS)	26.5
1972-	J. VanOpdenbosch (GT)	N.W. Martin (BGS)	M.F. Bolt (TSS)	S. Smith (BSHS)	S.M. Mowen (CEGS)	26.2
1973-	S. Smith (BSHS)	J. VanOpdenbosch (GT)	B.Mowens (CEGS)	I. Want (TSS)	J. Chang (IGS)	26.1
1974-	M. Tonelli (GT)	M. McEniery (NC)	A. Raeburn (TSS)	B. Stubbs (BGS)	A. Aspland (IGS)	25.4
1975-	R. McLellan (BBC)	N. Kemp (CEGS)	R. Thams (BGS)	R. Smith (GT)	J. Potts (BSHS)	26.5
1976-	R. Bendeach (BGS)	R.W. McLellan (BBC)	W. Wakefield (BSHS)	B. Abrahams (GT)	S.J. Hart (CEGS)	25.9
1977-	R. Jones (BGS)	R.R. Fryer (BBC)	R.F. Spurrier (IGS)	M.E. Elliot (CEGS)	M. Meehan (GT)	26.0
1978-	M. Green (GT)	R. Milroy (BGS)	C.J. Williams (CEGS)	B.R. Victor (TGS)	B.D. Hickey (TSS)	26.7
1979-	S. Moffatt (BBC)	F. Van Der Zant (BSHS)	N. Alcorn (BGS)	B. Cranstoun (CEGS)	L. Hall (NC)	26.91
1980-	M.A. Packman (BSHS)	M. Agnew (NC)	T. Dodson (GT)	D.N. Hines (IGS)	D.S. Frai (TSS)	25.93
1981-	R.A. Scheib (TSS)	C.A. Parkyn (BSHS)	R.J. Kahler (BGS)	M.H. Holmes (GT)	A.G. Wallace (TGS)	26.05
1982-	J. Sieben (BSHS)	R. Thiele (BGS)	W. Mortensen (GT)	J. Bush (NC)	G. Trenerry (TGS)	25.09
1983-	G. Boevink (NC)	M.C. O'Brien (GT)	B.R. MacDonald (IGS)	C.V. Tobin (BSHS)	M.R. Magnusson (CEGS)	25.42
1984-	R.J. Wright (BSHS)	S.N. Ponton (IGS)	I.D. Swinton (BGS)	S.D. Alton (GT)	J.A. Bennet (BBC)	25.65
1985-	A.M. O'Donoghue (GT)	J. MacTaggart (TSS)	R.D. Pym (BGS)	R.W. Burton (BSHS)	N.R. Magnusson (ACGS)	25.61
1986-	A.B.J. Scriven (BGS)	J.W. Fredericks (GT)	S.A. Reinke (TGS)	M.R. Boevink (NC)	D.A. Drummond (BSHS)	25.61
1987-	A. Baildon (TSS)	T.S. Somes (BBC)	D.A. Richardson (ACGS)	G.L. Cotter (BSHS)	M.J. Russell (GT)	24.24
1988-	S.P. Burton (BSHS)	D.J. Wadley (GT)	B.T. Arnold (BBC)	B.W. Duff (ACGS)	T. Staunton-Smith (BGS)	26.18
1989-	D.G. Fenton (BBC)	J.D. O'Neill (BGS)	T.W. Penrose (TSS)	M.J. Buhaj (GT)	C.R. Patterson (BSHS)	25.19
1990-	A.R. Vary (BSHS)	M.J. Keamey (NC)	D.J. Collins (GT)	B.B. Cohn (BGS)	A.J. Mowbray (TSS)	24.24
1991-	D.A. Carter (GT)	M. Logan (BGS)	J.E. Glasson (ACGS)	A.D. Dickson (NC)	B. Hiddlestone (BBC)	25.18
1992-	S. Logan (BSHS)	T. Mahony (NC)	R.J. Gibson (GT)	R.F. O'Rourke (TSS)	R.R. Blue (BGS)	24.80
1993-	T.A.L. Nicholson (ACGS)	L.E. Robertson (BBC)	L.A. Wallace (GT)	A.L.A. McGregor (NC)	C.R. Mowbray (TSS)	24.79
1994-	R.A. Powells (BSHS)	J.R. English (BBC)	J.M. Carter (GT)	T.M. Smith (BGS)	N.C. Rickard (NC)	23.98 @
1995-	S.C. Kennedy (NC)	E.J. Hutchison (BGS)	L.A. Donald (GT)	H.J.H. Jackson (BBC)	H.N. Simpson (TSS)	25.18
1996-	T. Harris (IGS)	C. Kenman (BGS)	E.M. Gallagher (GT)	C.G. Sullivan (NC)	S. Snelling (TGS)	24.98
1997-	H. Day (NC)	B. Gourlay (TSS)	C.D.J. Flouch (NC)	B.M. Sprenger (GT)	D.J. Taylor (ACGS)	24.89
1998-	M.E. Smith (NC)	S. Stewart (BGS)	S.E. Dwyer (GT)	H. Leung (ACGS)	G.R. Davies (BBC)	24.96
1999-	R.P. McDonald (NC)	A. Turner (TGS)	T.R. Veitch (BBC)	P.D. Weatherley (ACGS)	J. O'Brien (BGS)	24.84
2000-	D.J. Campbell (NC)	A. Seward (TSS)	E. Hinschen (IGS)	E. McGregor (BSHS)	M.S. Chan (ACGS)	24.79
2001-	A.F. Barclay (BBC)	A.J. Hutchinson (NC)	J. Bird (TSS)	B. Usher (ACGS)	A. Brown (BGS)	24.97
2002-	D.S.C. Cramb (BBC)	R.J. Hayes (NC)	D. Johnston (BSHS)	Z. Wright (IGS)	T. Collins (TSS)	24.24
2003-	S. James (BGS)	K.M. Richardson (NC)	J. Chandler (IGS)	R.I. Russell (GT)	B.J. O'Bryan (TSS)	24.78
2004-	D. Linde (IGS)	H.R. Clentsmith (ACGS)	C. Clarke (BSHS)	J.M. Wacker (NC)	T. Wright (TSS)	25.16
2005-	D.J. Van Velden (BBC)	R. Webber (IGS)	M. Brooks (BSHS)	C.R. Holgar (ACGS)	J.D. Mechielson (GT)	24.27
2006-	S.H. Moore (BGS)		M.J. McGahan (GT)	D.R. Price (NC)	J. Taylor (BSHS)	24.87
2007-	J.R. Bruton (TSS), tie	D.A. Young (BGS)	X. Crawford (TSS)	J. Furfinger (IGS)	N.G. O'Brien (GT)	24.90
2008-	B.J. Walkington (NC)	C.Dreghorn (TSS)	T.McGriffin (ACGS)	A.Robinson (NC)		24.74
	W.T. Schoch (BGS)			W.T. McGagan (GT), tie		
2009-	C.M. McKiernan (NC)	J.A. Saunders (BGS)	E.D. Smith (IGS)	A. Williams (TSS)	L.E. Grout (ACGS)	25.40
2010 -	Z.J.Whenuaroa (NC)	S.A. Taylor (BSHS)	S.J. Greene (BGS)	M. van Velden (BBC)	S.D. Reiser (GT)	24.58
2011-	A.F. Press (TSS)	M. Kwong (NC)	P.R. Brittain (TGS)	J.W Mills (BBC)	X.M. Power (GT)	24.35
2012-	R.J. Parker (BSHS)	B.O. Smith (TSS)	M.H. Kwong (NC)	P. Soalheira (ACGS)	B. White (BGS)	24.46

# 50 Metre Freestyle: Open

Date	First	Second	Third	Fourth	Fifth	Time
1927-	F. Vincent (BGS)	R. Scanlan (NC)	B. Butcher (TSS)			30 2/5
1928-	F. Vincent (BGS)	J. Forster (CEGS)	B. Butcher (TSS)			30
1929-	F. Vincent (BGS)	I. White (CEGS)	- Betts (TSS)			29 1/5
1930-	H. Stephens (CEGS)	R.E. Scanlan (NC)	G. Finemore (BGS)			31 1/5
1931-	L. Stephens (CEGS)	G. Haigh (BGS)	B. McMennamin (NC)			29 4/5
1933-	T. Long (BSHS)	R. Valmadre (NC)	V. Neihl (BGS)			30 2/5
1934-	T. Muller (TGS)	C.N. Crompton (BGS)	E.R. Nelht (BGS)			30
1935-	T. Muller (TGS)	J.W. Clark (BGS)	M.H. Moray (CEGS)			292/5
1936-	J. Venning (GT)	J.W. Clark (BGS)	J. McCalium (CEGS)	S. Hawgood (BBC)	M. Gallagher (NC)	29 3/5
1937-	J. Parkinson (CEGS)	C. Bernays (TGS)	D. Bell (BGS)	R. Wnght (BBC)	D. Sparkes (BSHS)	29 2/5
1939-	J.S. Parkinson (CEGS)	J.C. Rivett (TGS)	A.J. Radcliffe (TSS)	W.H. Irving (BGS)	G. Barr (BSHS)	28 3/5
1940-	R.J. Grant (GT)	G.L. Hando (CEGS)	J. Hart (BGS)	G. Barr (BSHS)	J. Miller (NC)	30 4/5
1941-	I. A. Hinwood (BBC)	F. Campbell (BSHS)	A. Hodel (NC)	B.H. Dowling (BSHS)	G.J. Stuart (TGS)	30 3/5
1943-	A. Russell (CEGS)	F.W. Heron (CEGS)	H.W. Tait (TGS)	K. Collins (BSHS)	C.A. Hoey (BBC)	29 4/5
1944-	A.I. Wright (CEGS)	C.A. Hoey (BBC)	R.J. Scott (TGS)	J. Duthie (BSHS)	B. Cahill (NC)	30 2/5
1945-	J. Card (TGS)	W. Chandler (BBC)	I.G. Brown (BGS)	J. Falconer (CEGS)	F.J. Williams (GT)	35 3/5
1946-	R.C. Rogers (CEGS)	E.R. Robinson (BGS)	W. Aiken (TGS)	W. Harwick (TSS)	W.R. Dowd (BBC)	29
1947-	R.C. Rogers (CEGS)	T. Eady (TSS)	F.R. Sullivan (GT)	J. McKendry (NC)	G.M. Skinner (BGS)	281/2
1948-	J.R. Boast (BGS)	G. Newton (BSHS)	R. Rogers (CEGS)	T.E. Eady (TSS)	F.R. Sullivan (GT)	28 2/5
1949-	J.R. Boast (BGS)	R. CriKenden (TSS)	N.R. Smith (BBC)	J. O'Neill (NC)	J.D. BartleK (CEGS)	28 3/5
1950-	D.O. Mason (CEGS)	N.R. Smith (BBC)	J. O'Neill (NC)	A. Tonkins (BGS)	J.G. Prentice (GT)	277/10
1952-	J.R. Barrek (GT)	D. Trenery (TGS)	C. Arnold (CEGS)	J.H. Burnie (BBC)	J.S. Wamer (TSS)	28
1953-	C.J. Weld (GT)	W. Arnold (CEGS)	R. Kirkcaldie (BBC)	R. Duggan (NC)	J.A. Kingston (TSS)	26 8/10
1954-	L. Jones (NC)	B. Hawkins (CEGS)	J. Byrne (GT)	R.K. Kirkcaldie (BBC)	R.C. Wakeley (TSS)	27 4/5
1955-	R. Murray (GT)	B.W. Hawkins (CEGS)	A.C. Dowling (BGS)	R. Wakely (TSS)	R. Mossop (NC)	28 3/10
1956-	R. Eriksen (CEGS)	R. Murray (GT)	A. Dowbry (BGS)	R. Bently (NC)	R. Lawson (BBC)	27 3/10
1957-	R. Murray (GT)	R.L. Eriksen (CEGS)	J. Shay (NC)	D. McCarthy (BBC)	R. Bryce (IGS)	271/5
1958-	D. McCarthy (BBC)	R. Wickham (GT)	R. Enright (NC)	E.K. Vance (CEGS)	N.R. Kelly (BGS)	27 2/5
1959-	K. Fredericks (NC)	E. Richards (GT)	G. Miller (CEGS)	V. Huxley (TSS)	J. Bennett (BGS)	26 4/5
1960-	H. Orth (IGS)	E. Richards (NC)	G.H. Miller (CEGS)	R. Cooke (GT)	R.B. East (BBC)	267/10
1961-	H. Orth (IGS)	D. Glen (CEGS)	R. McMahon (NC)	C. Leagh-Murray (BGS)	D. Sexton (GT)	26 3/10
					J. Lyndon (BBC), tie	
1962-	N.W. Reynolds (CEGS)	R. Fingleton (GT)	D. Anning (TSS)	I.R. Atfleck (BGS)	G. Lawson (BBC)	25 4/5
1963-	N.W. Reynolds (CEGS)	R. Fingleton (GT)	D.A. Robbins (BGS)	H. Robertson (TSS)	R. Cooper (NC)	25.7
1964-	R.G. Mitchell (CEGS)	G. Rayner (BSHS)	I.F. Woods (BBC)	R. Lockhart (TSS)	J.C. Lipscomb (NC)	26.6
1965-	R.E. Lockhart (TSS)	G. Rayner (BSHS)	R.E. Walker (CEGS)	I.F. Woods (BBC)	M. Huhon (BGS)	26.1
1968-	R.H. Fry (CEGS)	D.M. Forster (BBC)	A. Clarke (GT)	G. Mitchell (BSHS)	N.R. Kelly (BGS)	25.9
1969-	G. Brough (TSS)	N. Proctor (GT)	G. McFarland (IGS)	J. Holloway (CEGS)	G. Want (BGS)	25.8
1970-	J. Henderson (NC)	N. Proctor (GT)	R. Watts (BGS)	A. Shean (CEGS)	R. Newman (IGS)	26.3
1971-	J. Van Opdenbosch (GT)	R. HuKon (BGS)	G.R. Langdon (BBC)	A. Shean (BSHS)	G.R. Warfield (CEGS)	26.5
1972-	J. Van Opdenbosch (GT)	N.W. Martin (BGS)	M.F. Bolt (TSS)	S. Smith (BSHS)	S.M. Mowen (CEGS)	26.2
1973-	S. Smith (BSHS)	J. Van Opdenbosch (GT)	B. Mowens (CEGS)	I. Want (TSS)	J. Chang (IGS)	26.1
1974-	M. Tonelli (GT)	M. McEniery (NC)	A. Raeborn (TSS)	B. Stubbs (BGS)	A. Aspland (IGS)	25.4
1975-	R. McLellan (BBC)	N. Kemp (CEGS)	R. Thams (BGS)	R. Smith (GT)	J. Potts (BSHS)	26.5
1976-	R. Bendeich (BGS)	R.W. McLellan (BBC)	W. Wakefield (BSHS)	A. Abrahams (GT)	S.J. Hart (CEGS)	25.9
1977-	R. Jones (BGS)	R.R. Fryer (BBC)	M.J. Spurrier (IGS)	M.E. Elliott (CEGS)	M. Meehan (GT)	26.0
1978-	T. McCawley (GT)	S. Habemman (BGS)	G.S. Crow (CEGS)	J.T. McNamara (BSHS)	B. Battersby (TSS)	26.09
1979-	T. McCawley (GT)	R. Milroy (BGS)	M.Green (GT)	B. Battersby (TSS)	J. McLeod (BBC)	26.52
1980-	R. Duncan (NC)	S.D. Fidler (BSHS)	N. Alcorn (BGS)	M. Waller (GT)	B.R. Cranstoun (CEGS)	25.91
1981-	M.A. Packmann (BSHS)	M. Agnew (NC)	A.J. Waddell (BBC)	D.N. Hines (IGS)	D.S. Frail	25.11
1982-	T. Dodson (GT)	R. Kahler (BGS)	C. Parkyn (BSHS)	M. Agnew (NC)	A. Dietz (TSS)	25.73
1983-	J.S. Sieben (BSHS)	W.R. Mortensen (GT)	E. Clementson (BGS)	D.J. Garner (TGS)	J. Bush (NC)	24.17
1984-	M.C. O'Brien (GT)	M.R. Magnusson (CEGS)	G.M. Boevink (NC)	T.E. Hart (TSS)	B.P. MacDonald (IGS)	24.67
1985-	R.A. Cameron (BBC)	I.D. Swinton (BGS)	S.N. Ponton (IGS)	S.J. Cotter (BSHS)	S.M. Dalton (GT)	24.99
1986-	T.J. Russell (GT)	R.W. Burton (BSHS)	N.G. Magnusson (ACGS)	J. Simmonds (ACGS)	A.P. Middleton (IGS)	25.41
1987-	J.W. Fredericks (GT)	P.A. Hamilton (TGS)	P.A. Stone (BBC)	D.J. Lawrance (ACGS)	A.B.J. Scriven (BGS)	25.34
1988-	A.J. Baildon (TSS)	J.W. Fredericks (GT)	D.A. Richardson (ACGS)	S.R. Steindl (BGS)	D. Fiorini (NC)	23.36 @
1989-	M.K. Fredericks (GT)	D.J. Helgeson (BGS)	T.A. Sayer (TSS)	B.W. Duff (ACGS)	D.O. Fiorini (NC)	24.92
1990-	W.D. Fredericks (GT)	C.C. Hackett	S.E. Lewis (BSHS)	A.B. McCready (ACGS)	A. Stott (IGS)	24.85
1991-	M.J. Keamey (NC)	T. Clayton (BBC)	N.J. Rollason (GT)	A.B. McCready (ACGS)	M. Knobel (TSS)	24.85
1992-	D.A. Carter (GT)	M. Logan (BGS)	M. Knobel (TSS)	B. McGregor (NC)	P. Smerdon (BSHS)	24.54
1993-	S.M. Logan (BSHS)	P.F. O'Rourke (TSS)	T.K. Mahony (NC)	T.E. Clayton (BGS)	A.J. Sexton (GT)	24.23
1994-	B.O. Nothling (BGS)	T.A.L. Nicholson (ACGS)	L.A. Wallace (GT)	L.F. Robertson (BBC)	B.R. Cooper (NC)	23.99
1995-	N.C. Rickard (NC)	T.A.L. Nicholson (ACGS)	T.M. Smith (BGS)	J.M. Carter (GT)	A.M. Craven (BBC)	24.11
1996-	N.C. Rickard (NC)	J.M. Winter (GT)	H.M. Simson (TSS)	G. Chandler (TGS)	K. Evans (BSHS)	23.91
1997-	D.M. Walker (NC)	G. Chandler (TGS)	E.M. Gallagher (GT)	T. Harris (IGS)	C.D. Clegg (TSS)	24.07
1998-	B. Gourlay (TSS)	C.D.J. Flouch (NC)	H. Day (BGS)	M.D. Chisholm (GT)	N. Murphy (ACGS)	24.44
1999-	M.E. Smith (NC)	C.A. Besley (BBC)	D.J. Taylor (ACGS)	S. Stewart (BGS)	D. Gynther (BSHS)	24.55
2000-	M.E. Smith (NC)	R.B. Norris (ACGS)	R.J. Maitland (GT)	P. Priest (BSHS)	A. Turner (TGS)	24.48
2001-	D.J. Campbell (NC)	A. Seward (TSS)	P. Priest (BSHS)	A. Frazer (BGS)	M. Chan (ACGS)	24.22
2002-	A.F. Barclay (BBC)	A. Brown (BGS)	J. Bird (TSS)	C.R. Hillan (NC)	B. Usher (ACGS)	24.45
2003-	C.R. Hillan (NC)	D.S.C. Cramb (BBC)	J. Turnham (IGS)	S.J. Bassett (ACGS)	W. Clewett (TGS)	23.98
2004-	K.M. Richardson (NC)	S. James (BGS)	B. O'Bryan (TSS)	M. Black (IGS)		24.23
				E.M. Douglas (GT), tie		
2005-	E. Hannant (TSS)	D. Linde (IGS)	R.J. Hilder (NC)	H.R. Clentsmith (ACGS)	M. Dewhurst (BGS)	24.61
2006-	M. Brooks (BSHS)	A. Braun (TSS)	S.M. Robertson (BBC)	J. Hoek (IGS)	J.D. Mechlielsen (GT)	23.76
2007-	M. Brooks (BSHS)	M.A. Kressibucher (GT)	C. Fox (TSS)	K.M. Crawford (NC)	S.W. Wacker (BGS)	23.82
2008-	A.Cois (BGS)	B.J. Walkington (NC)	T.Parris (TSS)	J.J. McDonald (GT)	J.Achilles (ACGS)	24.44
2009-	A.L. Cois (BGS)	H. Perkins (TSS)	N.J. Rider (GT)	T.D. McGriffin (ACGS)	A.R. Robinson (BBC)	24.14
2010 -	L. Bailey (BGS)	A. Williams (TSS)	L.E. Grout (ACGS)	E.D. Smith (IGS)	C.W. Gray (NC)	24.68
2011-	Z.J. Whenuaroa (NC)	L.W. Percy (TSS)		M.Van Velden (BBC)	D.J. Brown (ACGS)	24.14
		S.J. Greene (BGS), tie				
2012-	A.F. Press (TSS)	Z.J. Whenuaroa (NC)	J. McMahon (GT)	S. Green (BGS)	W.H. Lane (TGS)	23.68



## 50 Metre Backstroke: Under 13

Date	First	Second	Third	Fourth	Fifth	Time
1965-	K.P. McGregor (TGS)	K.B. Nyberg (CEGS)	L. Heathcote (BSHS)	A.J. Shean (GT)	B. Martin (BGS)	35.5
1968-	N.W. Martin (BGS)	G. Frost (BSHS)	W. Fisher (GT)	R.A. Lacaze (CEGS)	A.I. Barbour (BBC)	34.8
1969-	W. Fisher (GT)	R. Mowen (NC)	N. Barrett (TGS)	R. Hicks (CEGS)	B. Collinson (BBC)	37.1
1970-	M. Toneili (GT)	R. McCarthy (BSHS)	R. McCowan (CEGS)	M. Beli (TSS)	R. Egerton (BGS)	35.3
1971-	A. Wilson (BGS)	R.H. McCowan (CEGS)	W. Stone (BBC)	J. Cameron (BSHS)	A. Paim (NC)	34.0
1972-	R. Thams (BGS)	B.T. Donovan (CEGS)	A. Van de Velde (GT)	S. Harris (BSHS)	T. McCawley (NC)	32.9
1973-	J. Perkins (BGS)	R. Logan (BSHS)	C. Johnston (GT)	S.A. Habermann (CEGS)	D.N. Yarrow (IGS)	33.9
1974-	R. Beardmore (BGS)	T. McCawley (GT)	G. Byram (CEGS)	I. Van Haeringen (BSHS)	C. McMillan (TGS)	35.2
1975-	J. Yule (BGS)	D. Nottingham (BSHS)	G. Seawright (TGS)	N. Thompson (BBC)	M. Pearce (TSS)	35.3
1976-	M. Glanford (BGS)	R. Clarke (BSHS)	G. Gibbons (GT)	D.J. Hoyal (CEGS)	S.L. Muir (TSS)	36.2
1977-	D.S. Verenkemp (IGS)	M. Xavier (BGS)	A. Packman (BSHS)	G. Gibbons (GT)	C.D. Carlyon (CEGS)	35.4
1978-	R. Cope (BGS)	R.L. Down (BSHS)	S.J. Burton (TSS)	G.D. Trenerry (TGS)	J. McNamee (GT)	34.1
1979-	J. Sieben (BSHS)	W. Mortensen (GT)	G. Trenerry (TGS)	C. Deacon (BGS)	D. Hancock (TSS)	33.77
1980-	G. Boevink (NC)	G. Edwards (BSHS)	G. Hepple (TGS)	A. Savage (BGS)	A. Scott (TSS)	35.72
1981-	A.J. Kurth (BGS)	S.J. Cotter (BSHS)	R.R. Bumie (TGS)	K.M. Terriss (IGS)	J. Austin (BBC)	32.59
1982-	J. Ives-Plunkett (BSHS)	J. Deacon (BGS)	C. Finlay (BBC)	T. Young (IGS)	R. Trenerry (TGS)	32.89
1983-	C.A. Logan (BSHS)	M.T. Lee (CEGS)	K.T. O'Donoghue (GT)	C.J. Lawrence (TSS)	T.J. Somes (BBC)	32.73
1984-	A. Egorov (BSHS)	T. Cronshaw (BGS)	D.J. MacLean (BBC)	D.G. Hobart (TSS)	D. Watson-Brown (GT)	33.66
1985-	J.C. Cooper (BSHS)	A.J. Weston (ACGS)	R.T. Clancy (GT)	M. Van Oostrum (IGS)	D.S. Cooke (BGS)	32.35
1986-	T.M. Boevink (NC)	C.J. McInerney (GT)	A.B. McCready (ACGS)	A.J. Cooper (ACGS)	D.J. Lodge (BGS)	33.74
1987-	S.J. Richards (BGS)	A.G. Cook (GT)	G.J. Taylor (ACGS)	K.D. Eldridge (BSHS)	B.J. Leventis (BBC)	32.66
1988-	A. Dickson (NC)	B.F. Martin (ACGS)	M.J. Stewart (GT)	S.K. Chng (BSHS)	J.P. Margerison (BGS)	34.12
1989-	A.H. Flaskas (ACGS)	B. Mulder (BGS)	R.S. Ch'ng (BSHS)	M.R. Chappel (GT)	M. T O'Rourke (TSS)	33.00
1990-	L.A. Wallace (GT)	D.J. Boxall (BSHS)	B.W. Jones (ACGS)	C. Bradshaw (TGS)	L.F. Robertson (BBC)	31.58
1991-	R. A. Powells (BSHS)	G. B. Pearce (TSS)	S.K.C.Y. Liew (ACGS)	S. M. Nothing (BGS)	J.P. Hoolveld (GT)	30.98
1992-	D. Holcombe (BSHS)	S. Kennedy (NC)	A.J. Lacey (TSS)	D.A. Rogers (BGS)	K.H. Skynning (BBC)	32.36
1993-	T.C. Weingarth (NC)	A.R. Athanasiov (TGS)	C.R.J. Kenman (BGS)	G. Astill (IGS)	J.D.C. Mornson (ACGS)	33.08
1994-	T.A. VanVeen (BBC)	J.W. McCourt (NC)	B.M. Sprenger (GT)	M.O.G. Bell (BGS)	G. Astill (IGS)	31.16
1995-	A.D. Timms (NC)	N. Gourgard (IGS)	M. Parkinson (BSHS)	P.R. Melloy (BGS)	B.J. Norns (ACGS)	32.98
1996-	L.C. McBean (TSS)	M.W. Dening (NC)	M.J. English (BBC)	A. Hutton-Young (BGS)	C. Thornton (BSHS)	31.48
1997-	R.G. Barker (NC)	E. Hinschen (IGS)	A. Leeder (TGS)	A. Woodgate (BGS)	J.C. Hey (TSS)	32.68
1998-	T.W.T. Jones (NC)	T. Beadle (BGS)	A.J. Hosking (BBC)	J. Russ (ACGS)	K. Mitton (IGS)	32.24
1999-	L.H.M. Lyons (BBC)	A. Dickey (TGS)	J. Johnson (IGS)	A.W. Talbot (NC)	T.D. Garnaut (GT)	31.00
2000-	J. Young (BGS)	M.R. Delbridge (NC)	D. Linde (IGS)	C. Falknau (TGS)	R.I. Russell (GT)	33.07
2001-	E. Hannant (TSS)	D.E. Murphy (NC)	M.J. Massey (BBC)	S. Streefer (IGS)	L. Klein (BGS)	32.67
2002-	B.J. Donaldson (NC)	M. Rudolph (IGS)	M.C. Close (ACGS)	M.J. Gregory (BBC)	A. Miller (BGS)	31.72
2003-	J. Kibby (IGS)	M.J. Gregory (BBC)	P. Hawkins (BSHS)	M.L. Wilson (NC)	S. Moore (BGS)	32.46
2004-	X. Crawford (TSS)	T.L. James (BBC)	L.J. Clentsmith (ACGS)	A.J. Hughes (NC)	R. Alcorn (IGS)	31.62
2005-	H. Perkins (TSS)	A.J. Hughes (NC)	D.R. Powell (ACGS)	T. Wood (IGS)	G.P. O'Brien (GT)	32.08
2006-	H.B. Taylor (ACGS)	E. Smith (IGS)	Z.A. Taylor (NC)	J.P. Herd (GT)	H. Dolan (TSS)	28.70 @
2007-	Z. Featherstone (TSS)	T.T. Leung (BBC)	C. Lloyd (IGS)	H.J. Coburn (GT)	M.W. Stafford-Smith (ACGS)	32.15
2008-	A. Press (TSS)	J.M. Jilliland (NC)	R. Smith (ACGS)	M.D. Zammit (IGS)	S. Pratt (BBC)	32.63
2009-	R.J. Parker (BSHS)	D.J. Lang (BGS)	P.C. Mills (BBC)	J. Brown (TSS)	I.J. Freeman (NC)	32.45
2010 -	L.J. Neill (GT)	C.R. Lewis (NC)	D. J. Lang (BGS)	J.P. Gordon (TGS)	E. Zhou (BBC)	32.44
2011-	B.N. McCarthy (NC)	H.W. Stubbs (ACGS)	A.E. Gibson (TGS)	D.W. Wilson (IGS)	J.W. Burgess (BSHS)	32.29
2012-	J.W. Ford (IGS)	B.J. Woolf (NC)	W.P. Walsh (BSHS)	M. Adi (BGS)	A. Gantimuroff (BBC)	31.48

## 50 Metre Backstroke: Under 14

Date	First	Second	Third	Fourth	Fifth	Time
1947-	K. Waller (CEGS)	J. Murphy (NC)	D.K. Phillips (IGS)	A. Jeffrey (BSHS)	M. Law (TGS)	44 4/5
1948-	N. Jacklin (NC)	B.B. Loel (CEGS)	P.J. Trafford (GT)	R. Hobler (BBC)	S. Harns (BGS)	40 2/5
1949-	D. Trenerry (TGS)	R.V. Biggs (GT)	G. Whitehouse (CEGS)	L. Woodgate (NC)	A. Usher (TGS)	38 1/5
1950-	C. Weld (GT)	C.J. Whitehouse (CEGS)	A.R. Jones (BBC)	W. Evans (NC)	R. Geddes (TGS)	378/10
1952-	T. Brandon (BBC)	R. Clarke (NC)	M. Carlton-Smith (GT)	W. Christie (CEGS)	M.R. Litzow (IGS)	414/10
1953-	R. Brandon (BBC)	N. McCoombes (IGS)	J. Cox (GT)	J. Beare (NC)	A. Padgen (TGS)	38.2
1954-	J. McLeod (CEGS)	A. Fingleton (GT)	T. Jacobsen (NC)	J. Stathes (IGS)	P. Gibson (BBC)	40 1/10
1955-	E.K. Vance (CEGS)	J. Fingleton (GT)	R. Kelly (TSS)	J. Thorley (NC)	W. Stubbs (TGS)	38 1/2
1956-	J. Fingleton (GT)	I.E. Keyes (CEGS)	P. McMahon (NC)	R. Colclough (BGS)	R. Morrison (TSS)	37
1957-	A. Fingleton (GT)	R.D. Marnie (TSS)	P. McMahon (NC)	F. Graham (BBC)	B. Dunn (BGS)	35 1/5
1958-	T. McMahon (NC)	G.A. Sampson (BGS)	R.G. Fingleton (GT)	R. Taylor (BBC)	W.A. Watts (TSS)	35 1/5
1959-	G. Dunne (BGS)	N. Reynolds (CEGS)	R. Fingleton (GT)	M. Chagoury (NC)	P. Rolfe (TSS)	36 1/5
1960-	J.W. Knmmer (CEGS)	J. Chapman (GT)	R. Simpson (TGS)	S.C. Gregory (BBC)	D. Jenkins (TSS)	35 1/2
1961-	J. Chapman (GT)	A. MacLeod (BGS)	R. Gregory (BBC)	R. Miria (TSS)	P. Downie (CEGS)	36 1/10
1962-	W.F. Luya (CEGS)	B. McMahon (GT)	R.R. Birch (BGS)	P. Davies (NC)	R. Gregory (BBC)	36
1963-	B. McMahon (GT)	J. Walmsley (NC)	D.J. Lloyd (CEGS)	S.R. Booker (BGS)	B. Bell (BSHS)	35.5
1964-	P.D. Hamilton (GT)	D.M. Rylance (BBC)	N.J. Hooper (BGS)	J.G. Fraser (CEGS)	M.C. Beatty (NC)	35.7
1965-	G. Reid (BGS)	G.J. Brough (TSS)	A.A. Hogue (CEGS)	F. Clarke (IGS)	D.M. Forster (BBC)	34.8
1968-	G.J. Sanders (TGS)	G.R. Langdon (BBC)	P. Raward (TSS)	G.J. Short (BGS)	W.D. Gardiner (IGS)	33.1
1969-	N. Martin (BGS)	G. Frost (BSHS)	P. Lacaze (CEGS)	P. Lalor (NC)	N. Spike (GT)	33.6
1970-	R. Mowen (NC)	A. Carstensen (BSHS)	W. Barrett (TGS)	A. Birchley (CEGS)	J. Lowes (GT)	34.6
1971-	M. Tonelli (GT)	R. McCarthy (BSHS)	M.J. Bell (TSS)	S. Holland (CEGS)	R. Stubbs (BGS)	32.4
1972-	R.H. McCowan (CEGS)	A. Wilson (BGS)	W.J. Stone (BBC)	A. Palm (NC)	R. Jones (GT)	32.3
1973-	R. Thams (BGS)	B. Donovan (CEGS)	W. Wakefield (BSHS)	R. Boneham (GT)	P.J. McLeod (BBC)	32.0
1974-	J. Perkins (BGS)	M.J. Spurrier (IGS)	R. Logan (BSHS)	C. Seawright (TGS)	J. Ford (GT)	32.6
1975-	P. Beardmore (BGS)	T. McCawley (GT)	W. Greenhalgh (TSS)	S. Habermann (CEGS)	M. Woodrow (BSHS)	32.7
1976-	J. Yule (BGS)	G.R. Seawright (TGS)	N.D. Thompson (BBC)	J.D. Petersen (IGS)	D. Nottingham (BSHS)	34.0
1977-	R. Clarke (BSHS)	M. Glanford (BGS)	D.R. Orbell (IGS)	S.J.H. Moffatt (BBC)	D.J. Hoyal (CEGS)	32.0
1978-	M. Xavier (BGS)	M.A. Packman (BSHS)	D.S. Verenkemp (IGS)	D.B. McKinstry (TGS)	G. Gibbons (GT)	34.1
1979-	S. Clarke (BSHS)	S. Burton (TSS)	R. Cope (BGS)	J. McNamee (GT)	A. Finlay (BBC)	31.01
1980-	W. Moretensen (GT)	S.A. Ponton (IGS)	S.A. Hay (BSHS)	P.W. Hammond (TSS)	G. Dalton (BGS)	30.90
1981-	G. Boevink (NC)	G. Edwards (BSHS)	A.E. Savage (BGS)	M.C. O'Brien (GT)	G.J. Hepple (TGS)	32.08
1982-	A. Kurth (BGS)	M. Mastromichele (BSHS)	B. Burnie (TGS)	R. Boman (GT)	R. Gilroy (IGS)	32.23
1983-	J.S. Ives-Plunkett (BSHS)	J.W. Deacon (BGS)	C.J. Finlay (BBC)	A.M. O'Donoghue	R.F. Trenerry (TGS)	32.15
1984-	C.A. Logan (BSHS)	M.T. Lee (CEGS)	K.T. O'Donoghue (GT)	A.A. Brightwell (TSS)	A.B.J. Scriven (BGS)	30.26
1985-	J.D. Paetzholdt (BGS)	J.M. Dean (ACGS)		D.A. Hannon-Brown (GT)	R.H. Gilroy (IGS)	33.53
1986-	J.C. Cooper (BSHS)	D.J. Maclean (BBC), tie				
1987-	C.R. Patterson (BSHS)	A.J. Weston (ACGS)	L. Maguire (NC)	R.R. Pollard (BBC)	M. Van Oostrum (IGS)	30.59
1988-	A.G. Cook (GT)	D.J.G. Little (BGS)	T.M. Boevink (NC)	C.J. McInerney (GT)	K.J. Perkins (BBC)	32.11
1989-	A.D. Dickson (NC)	M. Knobel (TSS)	G.J. Taylor (ACGS)	S.J. Richards (BGS)	J.R. Forster (BSHS)	31.38
1990-	S.M. Logan (BSHS)	M.J. Stewart (GT)	S.P. Rowe (BBC)	C.W. Forster (BSHS)	B.F. Martin (ACGS)	32.36
1991-	D.J. Boxall (BSHS)	A.H. Flaskas (ACGS)	T.E. Clayton (GT)	B. Mulder (BGS)	I.G. Ware (IGS)	30.62
1992-	R.A. Powells (BSHS)	L.A. Wallace (GT)	L. Robertson (BBC)	K.A. Lacin (BGS)	C. Bradshaw (TGS)	30.16
		K.A. Lacin (BGS)	M. Roland (NC)	B.G. Connell (ACGS)	T.J. Lingham (BBC)	29.47

## 50 Metre Backstroke: Under 14 (Continued)

1993-	N.B. Baird (BSHS)	D.A. Rogers (BGS)	D.G. Smith (NC)	T.W. Rogers (IGS)	D.W. Guthrie (GT)	30.04
1994-	A. Athanasiov (TGS)	T.C. Weingarth (NC)	C.R.J. Kenman (BGS)	M.P. Gallagher (GT)	R. Cadd (IGS)	31.09
1995-	J.W. McCourt (NC)	A.T. Yates (TSS)	B.M. Sprenger (GT)	M.Q.G. Bell (BGS)	N.R. Murphy (ACGS)	30.34
1996-	N. Gourgaud (IGS)	A.D. Timm (NC)	B.J. Norris (ACGS)	P. Melloy (BGS)	M.J. Hamlin (GT)	31.93
1997-	L. C. McBean (TSS)	W. W. H. Dening (NC)	M. English (BBC)	C. Votan (BGS)	M. deKloot (ACGS)	33.88
1998-	E. Hinschen (IGS)	I. Goh (TSS)	M.G. Skroblin (BBC)	R.G. Barker (NC)	A. Woodgate (BGS)	30.47
1999-	N.R. Sprenger (GT)	T. Beadle (BGS)	A.J. Hosking (BBC)	T.W.T. Jones (NC)	J.W. Ledgerwood (TSS)	30.39
2000-	L.H.M. Lyons (BBC)	J. Johnson (IGS)	C. Partridge (TSS)	A.W. Talbot (NC)	T.D. Garnaut (GT)	30.10
2001-	M.R.T. Delbridge (NC)	J. Young (BGS)	R.A. Hayes (BBC)	M. Fox (TSS)	A.J. Tellam (GT)	31.12
2002-	E. Hannant (TSS)	J.R. Murray (NC)	M.J. Massey (BBC)	S.M. Sprenger (GT)	L. Klein (BGS)	31.12
2003-	B.J. Donaldson (NC)	L. Burns (IGS)	M.C. Close (ACGS)	W.H. Han (TSS)	A. Miller (BGS)	29.81
2004-	P. Hawkins (BSHS)	R.J. Fogarty (GT)	B. Cunningham (TSS)	M.J. Gregory (BBC)		30.48
			S. Moore (BGS), tie			
2005-	R.R. Ryan (NC)	J. Bailey (TSS)	T.L. James (BBC)	L.J. Clentsmith (ACGS)	R. Alcorn (IGS)	29.95
2006-	H. Perkins (TSS)	A.J. Hughes (NC)	G.P. O'Brien (GT)	T. Wood (IGS)	B.G. Hewitt (BGS)	30.36
2007-	H.B. Taylor (ACGS)	M. Larkin (BGS)	Z.A. Taylor (NC)	C. Fedrick (IGS)	S.M. O'Neill (GT)	28.61 @
2008-	Z. Featherstone (TSS)	W.J. Whenuaroa (NC)	S.A. Taylor (BSHS)	H.W. Strathdee (IGS)	C.P. Rostom (GT)	29.01
2009-	A. Press (TSS)	M.D. Zammit (IGS)	J.M. Gilliland (NC)	L.M. Cronin (GT)	P.J. Soalheira (BSHS)	30.13
2010 -	D. V. Oliver (NC)	R.J. Parker (BSHS)	P.J. Soalheira (ACGS)	J.R. Brown (TSS)	M.J. Sweeney (TGS)	29.73
2011-	M.A. Carleton (ACGS)	C.R. Lewis (NC)	D.J. Richardson (TSS)	E. Zhou (BBC)	L.J. Neill (GT)	30.98
2012-	B.N. McCarthy (TGS)	M.B. Canham (IGS)	H. Stubbs (BGS)	S.H. Macky-Payne (TSS)	B.T.Herrigan (NC)	30.13

## 50 Metre Backstroke: Under 15

Date	First	Second	Third	Fourth	Fifth	Time
1948-	D.O. Mason (CEGS)	F. Guilford (NC)	D. Bird (BBC)	D. Phillips (IGS)	A. Jeffrey (BSHS)	36
1949-	C.H. Arnold (CEGS)	W.J. Murray (GT)	N. Jacklin (NC)	P. Hobler (BBC)	K. Henry (BSHS)	37 2/5
1950-	D. Trenery (TGS)	S. Norris (BSHS)	P.S. Mason (CEGS)	J.R. Barren (GT)	R. Woodgate (NC)	34 1/10
1952-	M. Mason (CEGS)	I. McBain (NC)	I. Freeman (BGS)	T. Byrne (GT)	H. Morrow (TSS)	38 4/10
1951-	W. Cox (GT)	N. McCoombes (IGS)	K. Wainwright (CEGS)	J. Beare (NC)	G. Bell BSHS)	36 1/10
1955-	R. Leong (NC)	A. Fingleton (GT)	G. Derrick (BBC)	R. Hopkins (BGS)	R. Dart (TSS)	36 7/10
1956-	P. Enright (NC)	J. Enright (GT)	D. Applebee (CEGS)	R. Dart (TSS)	D. Clarke (BGS)	36
1957-	P. Cooke (GT)	B. McPhee (BBC)	I.E. Key (CEGS)	R. Brown (BGS)	D. Whikle (TGS)	36 1/10
1958-	J.A. Fingleton (GT)	P. McMahon (NC)	R.D. Mamie (TSS)	P. Lobegeiger (IGS)	F. Graham (BBC)	33 7/10
1959-	T. McMahon (NC)	B. Munro (CEGS)	G. Simpson (BGS)	B. Fingleton (GT)	P. Taylor (BBC)	32 7/10
1960-	N.W. Reynolds (CEGS)	R. Fingleton (GT)	G. Dunne (BGS)	M. Chagoury (NC)	R.E. Wilson (BBC)	33 3/5
1961-	D. Jenkinson (TSS)	R. Trevethan (CEGS)	D. Milburn (GT)	S. Gregory (BBC)	D. Forster (BGS)	35 4/10
1962-	G. Rayner (BSHS)	J.M. Covacevich (BGS)	J.Chapman (GT)	D. Yeates (TSS)	J.H. Hines (CEGS)	32 7/10
1963-	W.F. Luya (CEGS)	D. White (GT)	B. Aplin (BBC)	R.R. Birch (BGS)	A. Carrick (NC)	32.9
1964-	G.L. Gardiner (NC)	B.F. McMahon (GT)	D.J. Lloyd (CEGS)	J. McGavin (BSHS)	R.K. Williams (BGS)	32.6
1965-	D.M. Rylance (BBC)	N. Hooper (BGS)	R.D. Hamilton (GT)	J.G. Fraser (CEGS)	J. Lloyd (TSS)	34.4
1968-	A. Shean (GT)	B. McGregor (TGS)	R. Perry (BSHS)	J.S. Henderson (NC)	T. Hoskin (BBC)	30.9
1969-	G.R. Langdon (BBC)	B. Cooper (BSHS)	G. Sanders (TGS)	R. Raward (TSS)	G. Short (BGS)	31.7
1970-	N. Martin (BGS)	J. Van Opdenbosch (GT)	G. Frost (BSHS)	R. Lacaze (CEGS)	M. Thomas (TGS)	31.5
1971-	G. Frost (BSHS)	A. Cook (BGS)	C. Jones (GT)	G.A. Roberts (TSS)	A.J. Birchley (CEGS)	32.3
1972-	M. Tonelli (GT)	W. Clements (BSHS)	S.R. Holland (CEGS)	B. Stubbs (BGS)	G.J. Boyd (TSS)	31.5
1973-	A. Wilson (BGS)	R. McCowan (CEGS)	W. Stone (BBC)	M. Kelly (NC)	R. Smith (GT)	31.2
1974-	R. Thams (BGS)	W. Wakefield (BSHS)	A. VandeVelde (GT)	B. Donovan (CEGS)	R. Gniffiths (TGS)	31.1
1975-	J. Perkins (BGS)	T. Bettenay (BSHS)	M. Spurrier (IGS)	C. Johnston (GT)	D. Moffat (BBC)	31.5
1976-	R. Beardmore (BGS)	T. McCawley (GT)	W. Greenhaigh (TSS)	G.A. Byram (CEGS)	I. Van Haeringen (BSHS)	31.8
1977-	J. Yule (BGS)	G.R. Seawright (TGS)	M.D. Thompson (BBC)	M.T. Pearce (TSS)	A.J. Anderson (BSHS)	32.3
1978-	R. Clarke (BSHS)	D.R. Orbell (IGS)	M. Glanford (BGS)	D.J. Hoyal (CEGS)	S.C. Falconer (TGS)	30.8
1979-	M. Packman (BSHS)	G. Trotman (NC)	M. Xavier (BGS)	R. Gibson (BBC)	D. Verrenkamp (IGS)	31.41
1980-	S.E. Clarke (BSHS)	G. Beikoff (BGS)	S.J. Burton (TSS)	A.M. Finlay (BBC)	S.A. Lisle (TGS)	29.65
1981-	W. Moretensen (GT)	S.A. Hay (BSHS)	S.A. Ponton (IGS)	R.W. Hammond (TGS)	G.M. Piastiras (BGS)	28.99
1982-	L. Boevink (NC)	M. O'Brien (GT)	G. Edwards (BSHS)	M. Magnusson (CEGS)	G. Heppie (TGS)	29.57
1983-	A.J. Kurth (BGS)	S.J. Cotter (BSHS)	R. Boman (GT)	R.R.L. Burnie (TGS)	R.R. Gilroy (IGS)	30.86
1984-	M.R. Packman (BSHS)	J.W. Deacon (BGS)	A.M.O'Donoghue (GT)	C.J. Finlay (BBC)	C.J. Davies (CEGS)	30.10
1985-	C.A. Logan (BSHS)	M.T. Lee (ACGS)	K.T. Donoghue (GT)	S.A. Reinke (TGS)	A. Brighwell (TSS)	30.11
1986-	T. Cronshaw (BGS)	L.A. Waters (BSHS)	D.A. Watson-Brown (GT)	D.J. Maclean (BBC)	R.H. Gilroy (IGS)	32.13
1987-	J.C. Cooper (BSHS)	A.J. Weston (ACGS)	J.A. McKeering (NC)	D.S. Cooke (BGS)	M. Van Oostnum (IGS)	29.37
1988-	C.J. Mcinemy (GT)	D.J.G. Little (BGS)	A.B. McCready (ACGS)	C.R. Patterson (BSHS)	K.J. Perkins (BBC)	30.78
1989-	M. Knobel (TSS)	D.C. Plumpton (BSHS)	S.J. Richards (BGS)	A.G. Cook (GT)	G.J. Taylor (ACGS)	29.68
1990-	C.W. Forster (BSHS)	A.D. Dickson (NC)	J.D. Griffith (ACGS)	S.J. Russell (GT)	D.J. Best (IGS)	30.68
1991-	S.M. Logan (BSHS)	A.H. Flaskas (ACGS)	T.E. Clayton (GT)	B. Mulder (BGS)	C.A. Mounsey (NC)	30.23
1992-	L.A. Wallace (GT)	D. Boxall (BSHS)	L.F. Robertson (BBC)	B. Glide (NC)	B.W. Jones (ACGS)	29.14
1993-	R.A. Powells (BSHS)	K.A. Lacia (BGS)	T.J. Lingham (BBC)	L.F. Brown (NC)	B.G. Connell (ACGS)	28.16
1994-	N.B. Baird (BSHS)	S.K.C.Y. Liew (ACGS)	D.W. Guthrie (GT)	D.A. Rogers (BGS)	D.G. Smith (NC)	28.63
1995-	M.R. Gallagher (GT)	A. Athanasiov (TGS)	T.C. Weingarth (NC)	C.R.J. Kenman (BGS)	D. Allen (IGS)	29.96
1996-	J.W. McCourt (NC)	W.B. Guthrie (GT)	M. Bell (BGS)	G. Astill (IGS)	R.F. McCallum (TSS)	29.62
1997-	H. Leung (ACGS)	N. Gourgaud (IGS)	J.E. Chamman (NC)	M. Riley (BGS)	M. Howarth (BBC)	29.70
1998-	L.C. McBean (TSS)	M.J. English (BBC)	W.W.H. Dening (NC)	M. TeKloot (AGCS)	C. Votan (BGS)	28.36
1999-	E. Hinschen (IGS)	R.G. Barker (NC)	M.G. Skroblin (BBC)	A. Leeder (TGS)	I. Goh (TSS)	29.68
2000-	N.R. Sprenger (GT)	T. Beadle (BGS)	A.J. Hutchinson (NC)	A.J. Hosking (BBC)	R. Church (IGS)	29.17
2001-	L.H.M. Lyons (BBC)	A.W. Talbot (NC)	J. Johnson (IGS)	T.D. Garnaut (GT)	R. Muller (BGS)	28.45
2002-	M.R.T. Delbridge (NC)	B. O'Bryan (TSS)	J. Young (BGS)	A. Tellam (GT)	R.A. Hayes (BBC)	29.79
2003-	T. Wright (TSS)	J.R. Murray (NC)	M.J. Massey (BBC)	M. Rudolph (IGS)	S.M. Sprenger (GT)	29.50
2004-	D.J. van Velden (BBC)	L. Burns (IGS)	B.J. Donaldson (NC)	M.C. Close (ACGS)	M. Brookes (BSHS)	28.57
2005-	C.H. Morrison (ACGS)	N. Johnson (NC)	P. Hawkins (BSHS)	J.R. Bruton (TSS)	R.J. Fogarty (GT)	29.11
2006-	R.R. Ryan (NC)	L.J. Clentsmith (ACGS)	J. Bailey (TSS)	J.R. Cornish (GT)	R. Alcorn (IGS)	28.38
2007-	H. Perkins (TSS)	R. Smith (TGS)	A.J. Hughes (NC)	G.P. O'Brien (GT)	M. Rafton (BSHS)	29.18
2008-	Z. A. Taylor (NC)	A. Mills (BBC)	C.M. Raven (IGS)	A. Cois (BGS)	T. Clarke (TSS)	29.28
2009-	Z.J. Whenuaroa (NC)	Z. Featherstone (TSS)	A.S. Prasad (BSHS)	T.T. Leung (BBC)	H.J. Pullar (BGS)	28.13 @
2010 -	R.C. Gerlach (ACGS)	J. Gilliland (NC)	A. Press (TSS)	D.S. Timbs (TGS)	Z. W. Welfare (IGS)	28.36
2011-	D.V. Oliver (NC)	R.J. Parker (BSHS)	J.L. Parry (BGS)	C.M. Harvey (GT)	P.J. Soalheira (ACGS)	28.31
2012-	J.A. Cornell (IGS)	C.R. Lewis (NC)	L. Osborne (GT)	M. Carleton (ACGS)	D. Lang (BGS)	28.79



## 50 Metre Backstroke: Under 16

Date	First	Second	Third	Fourth	Fifth	Time
1939-	D. Wilson (CEGS)	G.J. Stuart (TGS)	G.M. D'Arcy (GT)	W. Ash (BBC)	R. Ryan (NC)	41 3/5
1940-	G. Thursby (CEGS)	G.M. D'Arcy (GT)	B.H. Dowling (BGS)	I.A. Hinwood (BBC)	L. Smith (BSHS)	39
1941-	G.M. D'Arcy (GT)	R. Nixon-Smith (CEGS)	S.Scott (NC)	D.L. Cowan (TGS)	J.T. Duhig (BBC)	38 4/5
1942-	No Competition				N.C. Perkins (BGS). tie	
1943-	T. Chapple (TGS)	N.E. Parker (CEGS)	N. Eaves (GT)	J. Stubbs (BSHS)	G. Clarke (NC)	41 2/5
1944-	I.D. Brown (BGS)	G.M. Carr (TGS)	W.R. Chandler (TSS)	J.H. Epps (CEGS)	K. Campbell (GT)	37 4/5
1945-	K. Graham (BSHS)	F. Gardner (BGS)	J. Tyrell (CEGS)	T. Boyce (TGS)	C.C. Thompson (BBC)	36 1/5
1947-	R.N. Gaie (CEGS)	M. Trennery (TGS)	H. Nicholson (NC)	D. Wells (TSS)	G. Baker (BSHS)	36 3/5
1948-	J.D. Bartlett (CEGS)	J. O'Neill (NC)	H. Schwartz (TGS)	E.H. Benjamin (BGS)	M.J. Haren (GT)	35 3/10
1949-	D.O. Mason (CEGS)	B. Tatham (NC)	M. Benstead (BSHS)	J.F. Harrington	V. Hinton (TGS)	34 3/10
1950-	A.H. Arnold (CEGS)	W.J. Murray (GT)	F. Smith (NC)	P. Hobler (BBC)	J. Frew (BGS)	35 3/10
1952-	C.J. Weld (GT)	C. Whitehouse (CEGS)	R. Duggan (NC)	R. Kirkelle (BBC)	W.R. Raymond (TGS)	33 9/10
1953-	N.M. Cooke (GT)	B. Hawkins (CEGS)	D. Dobbie (BBC)	A.H. Morrow (TSS)	B. Parton (BSHS)	36 8/10
1954-	R. O'Donoghue (NC)	B.A. Martin (BBC)	R. Horton (GT)	W. Christie (CEGS)	A. Dowling (BGS)	36 1/2
1955-	J. Cox (GT)	M.K. Hooper (CEGS)	J. Delahunty (NC)	D.I. Madden (BGS)	D. Petty (TGS)	
1956-	A. Fingleton (GT)	J. McLeod (CEGS)	R. Leong (NC)	P. Hopkins (BGS)	G. Denick (BBC)	33
1957-	P. Enright (NC)	J. Enright (GT)	D.C. Applebee (CEGS)	R.J. Kelly (TSS)	N. Potts (BGS)	34 2/5
1958-	T. McMahon (NC)	P.K. Cooke (GT)	R. Brown (BGS)	D.A. Hordern (TSS)	I. McPhee (BBC)	34
1959-	J. Fingleton (GT)	F. Graham (BBC)	P. McMahon (NC)	C. Creatorix (CEGS)	P. Lobegeiger (IGS)	32 4/5
1960-	B.J. Munro (CEGS)	T. McMahon (NC)	T. Affleck (BGS)	R.S. Gregory (BBC)	R. Bligh (BBC)	32 4/5
1961-	N. Reynolds (CEGS)	R. Fingleton (GT)	G. Dunne (BGS)	M. Rumer (TGS)	J. Potts (TSS)	32
1962-	P.J. Treveltham (CEGS)	D. Milburn (GT)	S. Gregory (BBC)	D. Jenkinson (TSS)	B. Madsen (BSHS)	33 1/5
1963-	J.M. Covacevich (BGS)	G. Rayner (BSHS)	J. Chapman (GT)	R.A. Downie (CEGS)	J.C. Dixon	31.4
1964-	W.F. Luva (CEGS)	B.R. Apin (BBC)	D.M. White (GT)	R. Birch (BSHS)	R.G. Hogarth (TSS)	32.6
1965-	G.L. Gardiner (NC)	B.F. McMahon (GT)	B.D. Moon (TSS)	J.N. Carter (CEGS)	J. McGavin (BSHS)	32.0
1968-	K.P. McGregor (TGS)	E.R. Clarke (CEGS)	B. Fisher (GT)	L. Heathcote (BSHS)	P.J. Langdon (BBC)	30.2
1969-	A. Shean (CEGS)	B. McGregor (TGS)	T. Hoskin (BBC)	W. Frost (BSHS)	P. Ramsay (TSS)	30.2
1970-	B. Cooper (BSHS)	G.R. Langdon (BBC)	G. Sanders (TGS)	P. Raward (TSS)	G. Short (BGS)	29.8
1971-	N.W. Madin (BGS)	G. Sanders (TGS)	D. Bellamy (BSHS)	P. Lalor (NC)	R. McL. Davidson (CEGS)	30.4
1972-	G. Frost (BSHS)	D. McGovern (TGS)	C. Jones (GT)	A. Winlaw (IGS)	B. Collinson (BBC)	31.8
1973-	M. Tonelli (GT)	S. Holland (CEGS)	W. Clements (BSHS)	B. Stubbs (BGS)	A. Reabum (TSS)	29.0
1974-	A. Wilson (BGS)	W. Stone (BBC)	P. Smith (GT)	R. McCowan (CEGS)	M. Kelly (NC)	30.9
1975-	W. Wakefield (BSHS)	C.J. Loel (CEGS)	M. Beardmore (BGS)	A. Van Der Velde (GT)	B. Green (BBC)	31.8
1976-	J. Perkins (BGS)	T. Bettenay (BSHS)	P.A. Waddington (CEGS)	D.K. Moffatt (BBC)	C. Johnson (GT)	31.2
1977-	P. Beardmore (BGS)	G.K. Orbell (IGS)	T. McCawley (GT)	W. Greenhalgh (TSS)	M.W. Evans (BSHS)	30.2
1978-	J. Yule (BGS)	G.R. Seawright (TGS)	N.D. Thomson (BBC)	J.M. Hooper (BSHS)	G.J.T. Kenny (CEGS)	31.6
1979-	D. Orbell (IGS)	R. Clarke (BSHS)	M. Glanford (BGS)	T. Karydis (IGS)	P. Hancock (TSS)	29.85
1980-	M. Xavier (BGS)	A.J. Watts (BSHS)	G. Trotman (NC)	R.L. Gibson (BBC)	D.S. Verrenkamp (IGS)	31.02
1981-	S.E. Clarke (BSHS)	S.J. Burton (TSS)	G.B. Beikoff (BGS)	M.J. Holmes (GT)	S.A. Lisle (TGS)	29.07
1982-	J. Sieben (BSHS)	W. Mortensen (GT)	P. Hammond (TGS)	S. Ponton (IGS)	D. Hancock (TSS)	29.59
1983-	G. Boevink (NC)	M.C. O'Brien (GT)	G.J. Hepple (TGS)	M.R. Magnusson (CEGS)	T.E. Hart (TSS)	29.86
1984-	A.J. Kurth (BGS)	S.J. Cotter (BSHS)	S. Dalton (GT)	S.T. Gillespie (NC)	P.R.L. Burnie (TGS)	30.41
1985-	M.R. Packman (BSHS)	J.W. Deacon (BGS)	A.M. O'Donoghue (GT)	C.J. Finlay (BBC)	J. MacTaggart (TSS)	29.33
1986-	C.A. Logan (BSHS)	M.T. Lee (ACGS)	S.A. Reinke (TGS)	K.T. O'Donoghue (GT)	A.A. Brightwell (TSS)	29.79
1987-	D.S. Watson-Brown (GT)	R.H. Gilroy (IGS)	D.J. Maclean (BBC)	M. Hanwood (BGS)	S.W. Anderson (ACGS)	31.29
1988-	J.C. Cooper (BSHS)	A.J. Weston (ACGS)	J. McKeering (NC)	S.I. Bnmmblecombe (TGS)	W.D. Fredericks (GT)	28.73
1989-	K.J. Perkins (BBC)	C.J. Mcinemy (GT)	T.W. Penrose (TSS)	C.R. Patterson (BSHS)	D.J.G. Little (BGS)	30.18
1990-	D.A. Sheehan (BSHS)	M. Knobel (TSS)	S.J. Richards (BGS)	G.J. Taylor (ACGS)	A.G. Cook (GT)	28.85
1991-	A.D. Dickson (NC)	J.D. Griffith (ACGS)	A.P. Rollason (GT)	S.W. Bender (BGS)	R. Gordon (BBC)	30.38
1992-	S. Logan (BSHS)	A.H. Flaskas (ACGS)	T.E. Clayton (GT)	J. Duggan (NC)	B. Mulder (BGS)	28.27
1993-	D.J. Boxall (BSHS)	L.A. Wallace (GT)	B.C. Glide (NC)	B.W. Jones (ACGS)	J.A. Christopher (TSS)	28.32
1994-	R.A. Powells (BSHS)	T.J. Lingham (BBC)	B. Biggam (IGS)	N.C. Rickard (NC)	B.G. Connell (ACGS)	27.60
1995-	N. Baird (BSHS)	S.K.C.Y. Liew (ACGS)	M.G. Bush (NC)	H.J.H. Jackson (BBC)	A.J. Lacey (TSS)	29.02
1996-	T.C. Weingarh (NC)	E.M. Gallagher (GT)	A. Athanaslov (TGS)	J. Wheeler (ACGS)	C. Kenman (BGS)	29.05
1997-	W. B. Guthrie (GT)	J. W. McCourt (NC)	P. F. McCallum (TSS)	M. Bell (BGS)	G. Astill (IGS)	29.78
1998-	P. Melloy (BGS)	N. Gourgaud (IGS)	J.E. Charman (NC)	H. Leung (AGCS)	M.D. Howarth (BBC)	29.22
1999-	L.C. McBean (TSS)	R.P. McDonald (NC)	M.J. English (BBC)	P.D. Weatherley (ACGS)	R. Church (IGS)	27.71
2000-	M.G. Skroblin (BBC)	E. Hinschen (IGS)	R.G. Barker (NC)	D. Collins (TSS)	A. Woodgate (BGS)	29.61
2001-	N.R. Sprenger (GT)	A.F. Barclay (BBC)	T. Beadle (BGS)	T.W.T. Jones (NC)	M. Playford (TGS)	28.36
2002-	L. Lyons (BSHS)	L. Brodie (NC)	A.R. Dickey (TGS)	D.S.C. Cramb (BBC)	C. Briscoe (ACGS)	28.39
2003-	M.R.T. Delbridge (NC)	M. Black (IGS)	P.J. Gleeson (BBC)	B. O'Bryan (TSS)	T. Aitken (GT)	28.28
2004-	T. Wright (TSS)	M.J. Massey (BBC)	B.F. Hutchinson (NC)	W. Fellowes (IGS)	L. Klein (BGS)	29.33
2005-	B.J. Donaldson (NC)	M.C. Close (ACGS)	R. Webber (IGS)	B. Ball (TSS)	M. Thornely (BGS)	28.18
2006-	C.S. Dunne (NC)	P. Hawkins (BSHS)	C.H. Morrison (ACGS)	R.J. Fogarty (GT)	J. Kibby (IGS)	28.36
2007-	R.R. Ryan (NC)	J.R. Cornish (GT)	X. Crawford (TSS)	R. Alcorn (IGS)	R. Donald (BSHS)	28.12
2008-	A.J. Hughes (NC)	H. Perkins (TSS)	C. Fedrick (IGS)	B.G. Hewitt (BGS)	C.T. Smith (GT)	28.70
2009-	H.B. Taylor (BSHS)	Z.A. Taylor (NC)	A.J. Mills (BBC)	A. Cois (BGS)	E.D. Smith (IGS)	28.04
2010 -	Z. Whenuaroa (NC)	J. Merriliees (ACGS)	C. P. Robusto (GT)	T. T. Leung (BBC)	H. W. Strathdee (IGS)	28.42
2011-	R.C. Gerlach (ACGS)	J.M. Gilliland (NC)	P.R. Brittain (TGS)	Z.W. Welfare (IGS)	B.M. Willoughby (TSS)	27.34
2012-	D.V. Oliver (NC)	B.L. Ashby (TSS)	J. Parry (BGS)	R.J. Parker (BSHS)	M.J. Sweeney (TGS)	27.94

## 100 Metre Backstroke: Open

Date	First	Second	Third	Fourth	Fifth	Time
1947-	D. Michael (BSHS)	A. Bumett (BBC)	I. Hatherell (TGS)	M. Foote (CEGS)	D. McAuliffe (NC)	77 3/5
1948-	D. Michael (BSHS)	R.N. Gale (CEGS)	M. Trennery (TGS)	D. Weil (TSS)	J. Nash (BGS)	76 1/10
1949-	J.D. Bartlett (CEGS)	M. Trennery (TGS)	R. Hogarth (BSHS)	J. O'Neill (NC)	T.A. Hickey (GT)	80
1950-	J.D. Bartlett (CEGS)	J. O'Neill (NC)	T.A. Hickey (GT)	R. Wiles (BGS)	R. Lacaze (TGS)	80
1952-	J.R. Barrett (GT)	D. Trenery (TGS)	B. Griffith (CEGS)	A. Scarabosia (NC)	D.V. Campbell (BBC)	1:15 3/10
1953-	C.J. Weld (GT)	I. McBain (NC)	R. Kirkcaldie (BBC)	C.M. Porter (CEGS)	J.S. Stephensen (TSS)	1:14 6/10
1954-	R. O'Donoghue (NC)	D. Connors (CEGS)	J. Byrne (GT)	R.K. Kirkcaldie (BBC)	G. Quinn	1:19 3/10
1955-	R. O'Donoghue (NC)	M. Cooke (GT)	M. Litzow (IGS)	B. Martin (BBC)	J.A. Noble (CEGS)	1:17 1/10
1956-	A. Fingleton (GT)	R. O'Donoghue (NC)	F. Lamb (CEGS)	A. Dowbry (BGS)	G. Davidson (TSS)	1:12
1957-	J. Fingleton (GT)	J.G. McLeod (CEGS)	K. Williams (NC)	G.J. Nall (BGS)	G. Derrick (BBC)	1:9 2/5
1958-	J.J. Enright (GT)	A.J. Nall (BGS)	P. Enright (NC)	J.R. Nobb (CEGS)	R.J. Kelly (TSS)	1:14 1/5
1959-	J.J. Enright (GT)	J.R. Noble (CEGS)	R. Brown (BGS)	M. Lynch (NC)	R. O'Brien (BBC)	1:15 3/5
1960-	J. Fingleton (GT)	G.S. Groatix (CEGS)	R. Brown (BGS)	I.B. McPhee (BBC)	P. Foxton (TSS)	1:10 1/2
1961-	G. Groatix (CEGS)	T. McMahon (NC)	P. Foxton (TSS)	P. Lever (BGS)	M. Oley (GT)	1:10 9/10
1962-	B.J. Munro (CEGS)	T. McMahon (NC)	R. Fingleton (GT)	I.R. Affleck (BGS)	D. Whitehead (BSHS)	1:11
1963-	B.J. Munro (CEGS)	R. Fingleton (GT)	S.C. Gregory (BBC)	R. Timmins (BSHS)	P.G. Baxter (IGS)	1:9.9
1964-	J.M. Covacevich (BGS)	R.A. Downe (CEGS)	G. Rayner (BSHS)	J.M. Chapman (GT)	J.C. Dixon (IGS)	1:12.4
1965-	W.F. Luya (CEGS)	J. Covacevich (BGS)	J. Dixon (IGS)	B.P. Thompson (BBC)	R. Birch (BSHS)	1:9.7
1968-	G.J. Reid (BGS)	T.J. Stewart (CEGS)	D.M. Ryland (BBC)	G. Lowes (GT)	R. Holden (BSHS)	68.4
1969-	K. McGregor (TGS)	G. Brough (TSS)	D. Stewart (CEGS)	R. Perry (BSHS)	D. Forster (BBC)	66.9
1970-	A. Shean (CEGS)	B. McGregor (TGS)	R. Ramsay (TSS)	A. MacDiarmid (BBC)	A. Fox (BGS)	62.8

## 100 Metre Backstroke: Open (Continued)

1971-	A. Shean (BSHS)	J. Van Opdenbosch (GT)	G.R. Langdon (BBC)	G.J. Short (IGS)	P. Morrow (TGS)	63.6
1972-	N.W. Martin (BGS)	J. Van Opdenbosch (GT)	P. Lalor (NC)	W. D. Barren (TGS)	D.J. Wilson (CEGS)	64.6
1973-	D. McGovern (TGS)	D. Wilson (CEGS)	C. Jones (GT)	M. Beardmore (BGS)	M. Hibbs (BSHS)	69.6
1974-	M. Tonelli (GT)	M. Beardmore (BGS)	R. Anning (TSS)	M. Gosney (CEGS)	J. James (BSHS)	60.2
1975-	R. Thams (BGS)	W.L. Stone (BBC)	R. Barry (BSHS)	S. Jackson (CEGS)	R.W. Griffiths (TGS)	1:08.0
1976-	R. Thams (BGS)	A. Van DeVelde (GT)	W.J. Stone (BBC)	P. Barry (BSHS)	R.W. Griffiths (TGS)	69.1
1977-	J. Perkins (BGS)	W.B. Barry (BSHS)	C.B.J. Jackson (CEGS)	A.G. Thomson (BBC)	G. Hampson (GT)	68.7
1978-	D.J. Orbell (IGS)	G.A. Breakwell (BSHS)	P. Beardmore (BGS)	R.E. Dawes (TSS)	G. Hampson (GT)	1:05.2
1979-	G. Orbell (IGS)	G. Breakwell (BSHS)	R. Nagal (BGS)	D.R. Bradford (TSS)	T. Gibbons (GT)	1:04.78
1980-	R. Clarke (BSHS)	S.J. Moffatt (BBC)	T. Karydis (TGS)	D.W. Pradwos (IGS)	A.M. MacLachlin (TSS)	1:05.91
1981-	A.M. Wilson (BSHS)	M.A. Xavier (BGS)	D.S. Verrenkamp (IGS)	G. Trotman (NC)	A. Waddell (BBC)	64.94
1982-	A. Watts (BSHS)	R. Percival (BGS)	S. Burton (TSS)	S. Lisle (TGS)	M. Holmes (GT)	1:06.32
1983-	S.E. Clark (BSHS)	W.R. Mortensen (GT)	R.W. Hammond (TGS)	S.A. Ponton (IGS)	C.J. Deacon (BGS)	1:02.25
1984-	G.M. Boevink (NC)	G.J. Heppie (TGS)	T.E. Hart (TSS)	B. O'Donoghue (GT)	A.J. St. Baker (CEGS)	1:02.25
1985-	J.M. Brennan (BBC)	A.L.J. Cross (BGS) tie	I.R. Edwards (BSHS)	R. Boman (GT)	A.J. St. Baker (ACGS)	1:03.83
1986-	J.W. Deacon (BGS)	A.M. O'Donoghue (GT)	M.R. Packman (BSHS)	G.J. Finlay (BBC)	B.G. Walker (NC)	62.60
1987-	M.T. Lee (ACGS)	K.T. O'Donoghue (GT)	B.G. Walker (NC)	S.A. Reinke (TGS)	D.G. Clark (BBC)	1:02.09
1988-	D.J. Maclean (BBC)	D.A. Watson-Brown (GT)	A.B. Nelson (BGS)	R.H. Gilroy (IGS)	M. Sawtell (NC)	1:06.31
1989-	A.J. Weston (ACGS)	J.A. McKeering (NC)	S.I. Brimblecombe (TGS)	D.J. Evans (TSS)	M. Humphreys (BBC)	1:04.74
1990-	C.J. McInemey (GT)	T.W. Penrose (TSS)	K.J. Perkins (BBC)	D.J. LiHle (BGS)	C.R. PaRerson (BSHS)	1:03.64
1991-	K. Perkins (BBC)	M. Knobel (TSS)	S.J. Richards (BGS)	A.G. Cook (GT)	D.C. Plumpton (BSHS)	1:00.75
1992-	M. Knobel (TSS)	J.D. Griffiths (ACGS)	M.J. Stewart (GT)	A. Dickson (NC)	C. Forster (BSHS)	1:02.45
1993-	S.M. Logan (BSHS)	T.E. Clayton (BGS)	A.H. Flasks (ACGS)	A.R. Rollason (GT)	A.J. Jones (NC)	1:00.37
1994-	D.J. Boxall (BSHS)	B.W. Jones (ACGS)	L.A. Wallace (GT)	T.E. Clayton (BGS)	L.F. Brown (NC)	1:00.28
1995-	C.R. Thomas (BGS)	B.G. Connell (ACGS)	L.F. Brown (NC)	B. Biggam (IGS)	G.M. Steggall (GT)	1:00.74
1996-	G. Chandler (TGS)	H.J.H. Jackson (BBC)	M.G. Sara (GT)	C. Thomas (BGS)	M.G. Bush (NC)	1:01.65
1997-	G. Chandler (TGS)	D. M. Walker (NC)	J. Wheeler (ACGS)	M. Trenchard (BBC)	E.M. Gallagher (GT)	1:00.61
1998-	W.B. Guthrie (GT)	J.V. Santacaterina (NC)	G. Heidke (TGS)	R.F. McCallum (TSS)	M. Bell (BGS)	59.55
1999-	W.B. Guthrie (GT)	P. Melloy (BGS)	N. Gourgaud (IGS)	P.F. McCallum (TSS)	M.D. Howarth (BBC)	59.33
2000-	L. McBean (TSS)	R.P. McDonald (NC)	M.J. English (BBC)	P.D. Weatherley (ACGS)	J. Bond (IGS)	58.60
2001-	M.G. Skroblin (BBC)	R. Beynon (IGS)	R.G. Barker (NC)	D. Collins (TSS)	A. Woodgate (BGS)	1:02.43
2002-	N.R. Sprenger (GT)	T. Beadle (BGS)	T.W.T. Jones (NC)	R. Beynon (IGS)	A.F. Barclay (BBC)	58.99
2003-	L. Brodie (NC)	L. Lyons (BSHS)	A. Dickey (TGS)	L.J. Wardley (TSS)	J. Turnham (IGS)	59.27
2004-	L. Brodie (NC)	S. Le Couilliard (TSS)	M. Black (IGS)	N. Cusack (BSHS)	P.J. Gleeson (BBC)	57.94 @
2005-	L. Burns (IGS)	D. Coombs (TSS)	B.F. Hutchinson (NC)	N. Cusack (BSHS)	M.J. Massey (BBC)	59.03
2006-	M. Loughran (TSS)	B.J. Donaldson (NC)	B. Freese (IGS)	M.C. Close (ACGS)	M.J. Thornely (BGS)	58.93
2007-	M. Loughran (TSS)	R.F. Fogarty (GT)	J. Kibby (IGS)	J. Taylor (BSHS)	K.R. Hindmarsh (NC)	58.87
2008-	C. Walker-Hebborn (TSS)	R.R. Ryan (NC)	R. Gallagher (ACGS)	R.J. Donald (BSHS)	J.R. Cornish (GT)	59.07
2009-	A. Harrington (TSS)	L. Nattman (BSHS)	G.P. O'Brien (GT)	C. Fedrick (IGS)	R.J. Gallagher (ACGS)	59.74
2010-	A.J. Mills (BBC)	Z.T. Dalby (ACGS)	Z. A. Taylor (NC)	T. Clarke (TSS)	E. D. Smith (IGS)	1:02.59
2011-	Z.J. Whenuaroa (NC)	H.J. Pullar (BGS)	J.P. Merrilees (ACGS)	A.S. Prasad (BSHS)	D.S. Timbs (TGS)	1:00.60
2012-	R. Gerlach (ACGS)	Z.J. Whenuaroa (NC)	L. Neill (GT)	D. S. Timbs (TGS)	O. Gillott (BBC)	59.81

## 100 Metre Freestyle: Under 13

Date	First	Second	Third	Fourth	Fifth	Time
1965-	K.B. Nyberg (CEGS)	L. Heathcote (BSHS)	J. Salkeld (BGS)	D.L. Fisher (GT)	P. Ramsay (TSS)	70.3
1968-	D. Bellamy (BSHS)	N.W. Martin (BGS)	P.R. Raeborn (TSS)	R. Devlin (GT)	N.J. Yeates (CEGS)	66.4
1969-	D. Cook (BSHS)	R. Mowen (NC)	W. Fisher (GT)	D. Speight (TGS)	M. Reabum (TSS)	69.4
1970-	M. Tonelli (GT)	M. Reabum (TSS)	G. Scorer (BSHS)	R. McCowan (CEGS)	N. McEniery (NC)	65.2
1971-	R.H. McCowan (CEGS)	A. Wilson (BGS)	M. Crouch (GT)	J. Cameron (BSHS)	W. Stone (BBC)	65.8
1972-	P. Spiro (BGS)	A. Van de Velde (GT)	M.C. Patterson (CEGS)	S. Harris (BSHS)	P.J. McLeod (BBC)	64.0
1973-	G. Bendeich (BGS)	C.D. Charles (BGS)	D.N. Yarrow (IGS)	J. Reabum (BSHS)	C. Johnston (GT)	66.3
1974-	T. Cawley (GT)	J. McNamara (BSHS)	T. Bendeich (BGS)	S. Haberman (CEGS)	R. Brandon (BBC)	68.2
1975-	J. Hooper (BSHS)	D. Pullinger (TSS)	R. Morrison (GT)	I. Simpson (BGS)	B.A. Spork (CEGS)	1:05.2
1976-	L. Hogg (BSHS)	S.J. Moffatt (BBC)	S.L. Muir (TSS)	A. Sambrook (BGS)	L.Hall (NC)	63.8
1977-	L.C. Muir (TSS)	J.W. Ardon (IGS)	R.D. Victor (TGS)	T. Dobson (GT)	M.A. Packman (BSHS)	64.2
1978-	C.L. Miller (BSHS)	R. Kahler (BGS)	A. Baker (TSS)	J.D. Hamilton (NC)	B. Mulville (GT)	1:04.3
1979-	H. Steel (BSHS)	G. Trennery (TGS)	A. Smith (BGS)	W. Mortensen (GT)	B. Kane (TSS)	1:5.70
1980-	R.S. Leighton (TSS)	G. Edwards (BSHS)	M.W. Blackwell (CEGS)	R. Swinton (BGS)	C. Robertson (GT)	1:06.37
1981-	J.M. Brennan (BBC)	M. Mastromichele (BSHS)	A.C. Scott (TSS)	S.N. Ponton (IGS)	X.F. Clarke (GT)	60.63
1982-	M. Packman (BSHS)	A. Middleton (IGS)	S. Gane (BGS)	J. Reeve (CEGS)	J. Fredericks (GT)	1:03.45
1983-	D.W. King-Christopher (TSS)	S.L. Richardson (BSHS)	R.L. Quinn (GT)	E.D. Barry (CEGS)	C.J. Watson (IGS)	58.17
1984-	A.W. Bale (BGS)	A.J. Lobie (BSHS)	D.J. MacLean (BBC)	S.W. Anderson (CEGS)	D.G. Hobart (TSS)	1:03.27
1985-	J.C. Cooper (BSHS)	T. Sayer (TSS)	A.J. Weston (ACGS)	E.J. Nunn (IGS)	J. McKeering (NC)	1:02.01
1986-	K.J. Perkins (BBC)	C.R. Paderson (BSHS)	M.J. Buhaj (NC)	B.G. Lawrance (ACGS)	C.J. Mcinerney (GT)	1:01.94
1987-	R.K. Lyndon (GT)	M. Williams (TSS)	K.D. Eldndge (BSHS)	M.J. Kearney (NC)	G.J. Taylor (ACGS)	1:02.05
1988-	M. Logan (BGS)	J.C. McAllister (ACGS)	D.J. Clifford (GT)	S.K. Ch'ng (BSHS)	B.C. Hiddlestone (BBC)	1:03.86
1989-	S.M. Logan (BSHS)	R.J. Gibson (GT)	T.A. Greenland (BGS)	A.H. Flasks (ACGS)	R.F. O'Rourke (TSS)	1:00.77
1990-	L.A. Wallace (GT)	T.A.L. Nicholson (ACGS)	J.R. English (BBC)	R.A. Powells (BSHS)	C. Bradshaw (TGS)	1:01.89
1991-	R.A. Powells (BSHS)	J. English (BBC)	C.R. Thomas (BGS)	J.R. Hoolveld (GT)	T.V.D. Walker (TSS)	1:00.13
1992-	D.S. Gooda (NC)	S.K.C.Y. Liew (ACGS)	T. Sheehan (BSHS)	M.G. Sara (BSHS)	A.R. Challen (BGS)	57.98
1993-	B.J. Andersen (NC)	J. Wheeler (ACGS)	T. Harris (IGS)	T. Unsworth-Smith (BBC)	D.L. Scutt (GT)	1:01.65
1994-	W.B. Guthrie (GT)	R.W. Coote (NC)	M. Nowland (IGS)	M.O.G. Bell (BGS)	K.T.M. Playford (BBC)	58.22
1995-	H. Leung (ACGS)	A.D. Timms (NC)	M.R. Macann (GT)	G.R. Davies (BBC)	M.E. Riley (BGS)	59.33
1996-	M.R. Bowd (NC)	A. Tumer (TGS)	J.M. Weber (GT)	A. Hutton-Young (BGS)	D.C. Muller (BBC)	1:01.86
1997-	R. G. Barker (NC)	E. Hinschen (IGS)	L. Stanton (BGS)	M. Skroblin (BBC)	M. X. Callanan (GT)	1:01.74
1998-	A.J. Hutchinson (NC)	N.R. Sprenger (GT)	T.L. Cunningham (TSS)	T. Beadle (BGS)	S. Metyard (IGS)	59.65
1999-	D.S.C. Cramb (BBC)	G.A. Sparrow (TSS)	J. Johnson (IGS)	D. Johnston (BSHS)	C.R. Hillan (NC)	58.54
2000-	S. James (BGS)	M. Roe (IGS)	K.M. Richardson (NC)	S.A. Fell (ACGS)	T.M. O'Shea (GT)	58.51
2001-	D. Linde (IGS)	S.M. Sprenger (GT)	E. Hannant (TSS)	A.R. Carlton (BBC)	S. Clyde (TGS)	58.93
2002-	J.A. Amberger (NC)	A. Miller (BGS)	C.B. Massie (ACGS)	N. Whitburn (BSHS)	L. Burns (IGS)	1:01.43
2003-	J.R. Brutton (TSS)	E.M. Barry (GT)	C.H. Morrison (ACGS)	S. Moore (BGS)	J. Taylor (BSHS)	58.13
2004-	T.L. James (BBC)	J. Bailey (TSS)	R.R. Ryan (NC)	J.S. Houghton (ACGS)	D. Young (BGS)	1:00.37
2005-	W.T. McGahan (GT)	M. Roettler (IGS)	H. Perkins (TSS)	D.R. Powell (ACGS)	N. McKendry (BGS)	59.76
2006-	T.G. Sprenger (GT)	H.B. Taylor (ACGS)	A.J. Mills (BBC)	A. Digby (TSS)	E. Smith (IGS)	57.33
2007-	A. Digby (TSS)	L.A. McLean (ACGS)	H.R. Hawker (TGS)	J.M. Gilliland (NC)	H. Strathdee (IGS)	57.95
2008-	A.Pace (BBC)	J.T. Pye (IGS)	J.A. McLoughlin (NC)	L.Percy (TSS)	D.L. Matthews (BSHS)	59.65
2009-	C.F. Fasala (IGS)	K.G. Archangeli (BGS)	B.A. Ashcroft (BSHS)	P. Pavlides (BBC)	I.J. Freeman (NC)	57.02 @
2010-	B. T. Lawson (TSS)	T. C. Rull (BSHS)	J. T. Seawright (GT)	C. R. Lewis (NC)	J. P. McFerran (IGS)	58.55
2011-	B.J. Oates (TGS)	J.H. Chen (IGS)	B.N. McCarthy (NC)	H.W. Stubbs (ACGS)	M.S. Statham (TSS)	59.90
2012-	C.J. Parbery (BSHS)	E. Mitchell (BBC)	Z. Stubblety-Cook (ACGS)	M. Adi (BGS)	J.B. Herbert (NC)	1:00.85



## 100 Metre Freestyle: Under 14

Date	First	Second	Third	Fourth	Fifth	Time
1947-	K.G. Wacker (BGS)	H. Weld (GT)	B. Schmidt (NC)	V.R. Parslow (IGS)	D. Walter (CEGS)	84 1/2
1948-	H.A. Weld (GT)	R. Hobler (BBC)	K.G. Waller (CEGS)	R. Tritton (TSS)	W. Hill (NC)	75 3/10
1949-	D. Trenerry (TGS)	B.J. Chalk (CEGS)	C.J. Weld (GT)	D.E. Palm (BBC)	C. Thorne (BSHS)	712/5
1950-	C. Weld (GT)	A.R. Jones (BBC)	C.J. Whitehouse (CEGS)	B. Middleton (NC)	J. Sneyd (BSHS)	69 6/10
1952-	T. Brandon (BBC)	R. Andersen (GT)	R. O'Donoghue (NC)	R. Hitchcock (CEGS)	M. Litzow (IGS)	76 4/10
1953-	T. Brandon (BBC)	R. Andersen (GT)	N. Phillips (NC)	T. Lindemeyer (BGS)	J. MacLeod (CEGS)	72
1954-	J. MacLeod (CEGS)	D. McCarthy (BBC)	M. Dyer (NC)	B.S. Hosier (TSS)	B. Campbell (GT)	72 9/10
1955-	V. Huxley (TSS)	E.K. Vance (CEGS)	J. Fingleton (GT)	R. Wickham (NC)	R. White (BBC)	68 1/10
1956-	E. Richards (GT)	A. NoR (BBC)	N. Bomford (NC)	I.E. Keyes (CEGS)	R. Haigh (BGS)	72 4/5
1957-	J. Fingleton (GT)	R. Stitz (IGS)	R. McMahon (NC)	F. Graham (BBC)	R.N. Ammstrong	69 2/5
1958-	T. McMahon (NC)	R. Taylor (BBC)	W.M. Oley (GT)	G.A. Sampson (BGS)	R. Kelly (TGS)	68 9/10
1959-	N.W. Reynolds (CEGS)	D.G. Milburn (GT)	R. Johnson (BGS)	J. Potts (TSS)	R. Clarke (BBC)	64 1/2
1960-	A.W. Krimmer (CEGS)	D. Milburn (GT)	S. Gregory (BBC)	J. Thorpe (BGS)	H. Robertson (TSS)	64 3/10
1961-	A. MacLeod (BGS)	R. Foster (NC)	D. Balmer (CEGS)	D. Rylance (BBC)	D. Martin (TGS)	66 4/10
1962-	R.R. Birch (BGS)	R.N. Sweatman (CEGS)	R. Gregory (BBC)	D. White (GT)	T. Lipscomb (NC)	66 4/5
1963-	D.J. Lloyd (CEGS)	G. Gardiner (NC)	C. McLaughlin (BSHS)	G. Brough (TSS)	B. Mecklem (BGS)	65.1
1964-	C.B. Stitz (IGS)	J.G. Fraser (CEGS)	D.M. Rylance (BBC)	M.C. Beatty (NC)	A. Woolard (BSHS)	66.6
1965-	G.J. Brough (TSS)	A.W. Clark (GT)	G.P. Cameron (NC)	N. Kelly (BGS)	A.A. Hogue (CEGS)	64.7
1968-	G.R. Langdon (BBC)	P.F. Raward (TSS)	S. Smith (BSHS)	R. Arundell (BGS)	W.D. Gardiner (IGS)	65.0
1969-	D. Bellamy (BSHS)	R. Devlin (GT)	N. Yeates (CEGS)	K. Sinclair (BGS)	P. Reaburn (TSS)	61.1
1970-	L. Miller (BSHS)	B. Fitzwalter (GT)	R. Mowen (NC)	G. Leather (BGS)	R. McPaul (TSS)	64.4
1971-	M. Tonelli (GT)	A.M. Reaburn (TSS)	S. Holland (CEGS)	P. Monroe (BSHS)	G.L. Vann (BGS)	63.2
1972-	R.H. McCowan (CEGS)	A. Wilson (BGS)	R. Jones (GT)	S.J. Crocker (BBC)	B.W. Yarrow (IGS)	62.6
1973-	R. Donovan (CEGS)	P. Spiro (BGS)	M. Couch (GT)	W. Wakefield (BSHS)	A. Mott (NC)	61.5
1974-	G. Bendeich (BGS)	D. Yarrow (IGS)	C. Johnson (GT)	C. Charles (CEGS)	P. Stock (BSHS)	64.8
1975-	C. Charles (CEGS)	T. McCawley (GT)	J. McNamara (BSHS)	W. Greenhalgh (TSS)	T. Bendeich (BGS)	1.01.9
1976-	J. Hooper (BSHS)	M. Hoey (BGS)	D.W. Pullinger (TSS)	R. Morrison (GT)	G.R. Seawright (TGS)	61.9
1977-	R. Clarke (BSHS)	S.J.H. Moffatt (BBC)	S.L. Muir (TSS)	A. Sambrook (BGS)	D.R. Orbell (IGS)	62.8
1978-	D.S. Frail (TSS)	D.J. Trotman (NC)	J.W. Ardron (IGS)	S.J. Major (BSHS)	R. Sydes (GT)	1.00.9
1979-	C. Miller (BSHS)	A. Dietz (TSS)	R. Kahier (BGS)	J. Hamilton (NC)	S. O'Kane (GT)	59.70
1980-	W. Moriensen (GT)	J.S. Sieben (BSHS)	G.D. Trenerry (TGS)	T. Smith (BGS)	J. Bush (NC)	59.57
1981-	G. Goodall (BSHS)	M.C. O'Brien (GT)	S. O'Driscoll (NC)	A.E. Savage (BGS)	M. Palm (BBC)	61.23
1982-	J. Brennan (BBC)	M. Mastromichele (BSHS)	K. Van As (CEGS)	A. Kurth (BGS)	S. Ponton (IGS)	58.67
1983-	J.R. Plummer (IGS)	M.R. Packman (BSHS)	R. Pym (BGS)	A.D. Sole (GT)	J.R. Reeve (CEGS)	59.93
1984-	D.W. King-Christopher (TSS)	D.A. Drummond (BSHS)	J. Fredericks (GT)	J.G. Plummer (IGS)	D.J. Lawrence (CEGS)	55.86
1985-	A. Egorov (GT)	A.B.J. Scrven (BGS)	W.W. Frieze (IGS)	M.J. Gallen (NC)	D.J. Maclean (BBC)	59.36
1986-	J.C. Cooper (BSHS)	A.L.J. Cross (BGS)	J.A. McKeering (NC)	A.J. Weston (ACGS)	E.J. Nunn (IGS)	58.21
1987-	D.G. Fenton (BBC)	J.D. O'Neill (BGS)	B.G. Lawrance (ACGS)	P.T. Clancy (GT)	C.R. Patterson (BSHS)	57.50
1988-	R.K. Lyndon (GT)	M.S. Cruickshank (BGS)	M. Knobel (TSS)	J.R. Forster (BSHS)	M. Keamey (NC)	59.47
1989-	M. Logan (BGS)	J.C. McAlister (ACGS)	M.J. Stewart (GT)	B.J. Rogers (NC)	B.C. Hiddlestone (BBC)	59.61
1990-	P.J. Gibson (GT)	B.O. Nothling (BGS)	R.M. Collie (BSHS)	A.H. Flaskas (ACGS)	R.F. O'Rourke (TSS)	58.07
1991-	T.A.L. Nicholson (ACGS)	B.J. Dittmar (NC)	J.D. Partis (BSHS)	G.A. Coupland (BGS)	L. Robertson (BBC)	57.26
1992-	R. A. Powells (BSHS)	R. R. English (BBC)	M. Roland (NC)	C. R. Thomas (BGS)	A. J. Over (ACGS)	56.73
1993-	D.S. Gooda (NC)	N.B. Baird (BSHS)	M.G. Sara (BBC)	S.K.C.Y. Liew (ACGS)	L.A. Donald (GT)	56.92
1994-	T. Harris (IGS)	R.R. Court (NC)	A. Athanasiov (TGS)	D.C. Berndt (BGS)	J. Wheeler (ACGS)	59.20
1995-	W.B. Guthrie (GT)	S.T. Talbot-Cameron (NC)	M.Q.G. Bell (BGS)	B.A. Norns (ACGS)	B. Gourlay (TSS)	56.36
1996-	H. Leung (ACGS)	M.E. Smith (NC)	G.R. Davies (BBC)	M.R. Macann (GT)	M. Riley (BGS)	57.10
1997-	W. W. H. Dening (NC)	A. Turner (TGS)	J. M. Weber (GT)	S. W. Eckstein (TSS)	D. Muller (BBC)	56.43
1998-	D.J. Campbell (NC)	E. Hinschen (IGS)	J.C. Hey (TSS)	L. Stanton (BGS)	M.J. DeAmbrosio (GT)	57.64
1999-	A.J. Hutchinson (NC)	N.R. Sprenger (GT)	J.W. Ledgerwood (TSS)	T. Beadle (BGS)	S. Meteyard (BSHS)	56.83
2000-	D.S.C. Cramb (BBC)	D. Johnston (BSHS)	C. Partridge (TSS)	C.R. Hillan (NC)	A. Thompson (IGS)	57.32
2001-	S. James (BGS)	S.A. Price (NC)	M. Holt (BSHS)	J. Chandler (IGS)	T.M. O'Shea (GT)	55.68
2002-	D. Linde (IGS)	E. Hannant (TSS)	S.M. Sprenger (GT)	A.R. Carlton (BBC)	S. Clyde (TGS)	56.32
2003-	W.H. Han (TSS)	B.J. Donaldson (NC)	N. Whitburn (IGS)	C.B. Massie (ACGS)	T. McKendry (BGS)	57.58
2004-	J.R. Bruton (TSS)	C.H. Morrison (ACGS)	H. Samuela (BSHS)	D.R. Price (NC)	M.J. Allen (BBC)	56.18
2005-	B.J. Walkington (NC)	T.L. James (BBC)	X. Crawford (TSS)	H.W. Simmonds (ACGS)	D. Young (BGS)	56.34
2006-	W.T. McGahan (GT)	W.T. Schoch (BGS)	D.R. Powell (ACGS)	M. Roettler (IGS)	D.P. O'Keefe (NC)	58.26
2007-	T.G. Sprenger (GT)	A.J. Mills (BBC)	H.B. Taylor (ACGS)	M. Larkin (BGS)	B. King (TSS)	56.41
2008-	A. Digby (TSS)	Z. J. Whenuaroa (NC)	S.A. Taylor (BSHS)	H.R. Hawker (TGS)	H. Pullar (ACGS)	56.38
2009-	A.T. Pace (BBC)	J.M. Gilliland (NC)	J.T. Pye (IGS)	D.L. Matthews (BSHS)	A.L. Saunders (BGS)	57.16
2010-	C.F. Fasala (IGS)	J. D. Whenuaroa (NC)	P. J. Soalheira (ACGS)	K. G. Archangeli (BGS)	P. Pavlides (BBC)	54.79@
2011-	T.C. Rull (BSHS)	J.T. Seawright (GT)	J.P. Mc Ferran (IGS)	R. Brown (ACGS)	D.J. Richardson (TSS)	57.14
2012-	B.J. Oates (TGS)	B.I. Jason (NC)	J. Taylor (ACGS)	H. Stubbs (BGS)	B. Paties (BBC)	56.93

## 100 Metre Freestyle: Under 15

Date	First	Second	Third	Fourth	Fifth	Time
1949-	H.A. Weld (GT)	P. Hobler (BBC)	S.A. Cnump (CEGS)	F. Hopkins (TGS)	C.J. Massie (BGS)	68 7/10
1950-	D. Trenerry (TGS)	J.R. Barrett (GT)	B. Chalk (CEGS)	C. Thome (BSHS)	I. Gobson (BBC)	68 6/10
1952-	B. Hawkins (CEGS)	N.M. Cooke (GT)	D.E. Palm (BBC)	B. Duffy (NC)	D. Sherlock (TSS)	67 7/10
1953-	B. Martin (BBC)	M. Cariton-Smith (GT)	R. O'Donoghue (NC)	A. Sharpe (IGS)	T. Cichero (BGS)	73 1/2
1954-	J. Cox (GT)	W. Chambers (BSHS)	N. Phillips (NC)	P. Delmodes (BBC)	M. Hooper (CEGS)	69 9/10
1955-	P.L. Eriksen (CEGS)	J. Shay (NC)	D. McCarthy (BBC)	L. Reilly (GT)	S. Hosier (TSS)	66 2/5
1956-	V. Huxley (TSS)	E.K. Vance (CEGS)	D. Detucar (BBC)	D. Daly (NC)	N. Potts (BGS)	64 2/5
1957-	E. Richards (GT)	N. Bomford (NC)	A. Nott (BBC)	I.F. Keys (CEGS)	D. Ferguson (TSS)	65 4/5
1958-	R. Stitz (IGS)	J.A. Fingleton (GT)	R. McMahon (NC)	P. Catt (BBC)	R. Beaver (BGS)	64 9/10
1959-	B. Munro (CEGS)	G. Mountseer (GT)	P. McMahon (NC)	P. Taylor (BBC)	G. Simpson (BGS)	65 1/5
1960-	N.W. Reynolds (CEGS)	R. Fingleton (GT)	T. Potts (TSS)	G. Dunne (BGS)	R.E. Wilson (BBC)	61 4/5
1961-	J. Krimmer (CEGS)	D. Milburn (GT)	P. Morgan (BSHS)	S. Gregory (BBC)	H. Robertson (TSS)	61 7/10
1962-	G. Rayner (BSHS)	A. MacLeod (BGS)	B. Rylance (BBC)	J. Chapman (GT)	J.M. Curtis (IGS)	61 3/5
1963-	R.N.M. Sweetman (CEGS)	R.R. Birch (BGS)	D. White (GT)	T. Lipscomb (NC)	R. Gregory (BBC)	63.s
1964-	B.R. Chambers (NC)	D.J. Lloyd (CEGS)	C. McLaughlin (BSHS)	P. Malony (TSS)	B.F. McMahon (GT)	61.7
1965-	D.M. Rylance (BBC)	C. Stitz (IGS)	M.C. Beatty (NC)	J.G. Fraser (CEGS)	S. Beaver (BGS)	63.7
1968-	A. Shean (GT)	B. McGregor (TGS)	J.S. Henderson (NC)	W.R. Rogers (CEGS)	W. Frost (BSHS)	62.2
1969-	B. Cooper (BSHS)	G.R. Langdon (BBC)	P. Raward (TSS)	R. Rayner (GT)	K. Bacon (BGS)	60.8
1970-	J. VanOpendenbosch (GT)	D. Bellamy (BSHS)	N. Martin (BGS)	M. Bolt (TSS)	D. Unwin (CEGS)	58.6
1971-	G. Frost (BSHS)	D.J. Unwin (CEGS)	D. Hall (NC)	B. Fitzwalter (GT)	G.J. Leather (BGS)	61.7
1972-	M. Tonelli (GT)	S.R. Holland (CEGS)	P. Munroe (BSHS)	R. McGregor (BGS)	A.M. Reaburn (TSS)	61.6
1973-	A. Wilson (BGS)	R. Jones (GT)	R. McCowan (CEGS)	B. Yarrow (IGS)	S. Crocker (BBC)	60.2
1974-	R. Bendeich (BGS)	B. Donovan (CEGS)	A. Van de Velde (GT)	P. Fryer (BBC)	A. MoH (TGS)	58.2
1975-	D. Atkins (BSHS)	G. Bendeich (BGS)	A.G. Thompson (BBC)	M. Spurrier (IGS)	M. Harradine (CEGS)	59.8
1976-	W. Greenhalgh (BGS)	S. Haberman (BGS)	J. McNamara (BSHS)	C.D. Charles (CEGS)	T. McCawley (GT)	59.8
1977-	M. Green (GT)	G.R. Seawright (TGS)	J.M. Hooper (BSHS)	D.W. Pullinger (TSS)	M. Hoey (BGS)	60.1
1978-	F.H. Vanderzant (BSHS)	S.J. Moffatt (BBC)	L.C. Muir (TSS)	N. Alcorn (BGS)	D.R. Orbell (IGS)	1.00.3
1979-	D.S. Frail (TSS)	G. Trotman (NC)	M. Packman (BSHS)	J. Ardron (IGS)	R. Sydes (GT)	58.28
1980-	C.L. Miller (BSHS)	R. Kahler (BGS)	A.D. Dietz (TSS)	A.J. Clarke (IGS)	J. Hamilton (NC)	58.51
1981-	W. Mortensen (GT)	J.W. Lemberg (BSHS)	G.D. Trenerry (TGS)	R.J. Thieie (BGS)	J. Bush (NC)	56.11
1982-	T. Halliday (BSHS)	M. O'Brien (GT)	B. McDonald (IGS)	L. Crisp (TSS)	S. Driscoll (NC)	57.00
1983-	J.M. Brennan (BBC)	S.N. Ponton (IGS)	C.A. Forster (BSHS)	A.J. Kurth (BGS)	K.N. VanAs (CEGS)	55.74
1984-	J.R. Plummer (IGS)	S.R. Gane (BGS)	M.R. Packman (BSHS)	A. O'Donoghue (GT)	N.R. Magnusson (CEGS)	57.60
1985-	D. King-Christopher (TSS)	D.A. Drummond (BSHS)	J.W. Fredericks (GT)	J.M. Fenner (BGS)	D.J. Lawrence (ACGS)	55.96

## 100 Metre Freestyle: Under 15 (Continued)

1986-	A.J. Baildon (TSS)	T. Cronshaw (BGS)	A. Egorov (GT)	M.J. Gallen (NC)	W.W. Friese (IGS)	54.92
1987-	J.C. Cooper (BSHS)	B.T. Arnold (BBC)	T. Staunton-Smith (BGS)	G.A. Williams (NC)	E.J. Nunn (IGS)	54.82
1988-	D.G. Fenton (BBC)	C.C. Hackett (TSS)	J.D. O'Neill (BGS)	C.R. Patterson (BSHS)	M.J. Buhaj (GT)	55.73
1989-	D.A. Sheehan (BSHS)	M.S. Cruickshank (BGS)	R.K. Lyndon (GT)	M. Knobel (TSS)	T.S. Carroll (NC)	55.15
1990-	M.J. Stewart (GT)	J.C. McAllister (ACGS)	B.C. Hiddlestone (BBC)	M. Logan (BGS)	A.D. Dickson (NC)	56.67
1991-	P.J. Gibson (GT)	B.O. Nothling (BGS)	P.F. O'Rourke (TSS)	T.P. Neylan (NC)	R.M. Collie (BSHS)	56.70
1992-	T.A.L. Nicholson (ACGS)	L.A. Wallace (GT)	D. Stiller (NC)	J. Partis (BSHS)	J.A. Christopher (TSS)	54.50
1993-	J.R. English (BBC)	M.J. Roland (NC)	C.R. Thomas (BGS)	B.G. Connell (ACGS)	J.M. Carter (GT)	55.77
1994-	N.B. Baird (BSHS)	D.S. Gooda (NC)	M.G. Sara (BBC)	S.K.C.Y. Liew (ACGS)	L.A. Donald (GT)	55.20
1995-	T. Harris (IGS)	P.D. Brosgarth (NC)	D.C. Berndt (BGS)	P.D. Scutt (GT)	J. Wheeler (ACGS)	56.57
1996-	B.M. Sprenger (GT)	D.M. Bush (NC)	M. Bell (BGS)	A.T. Yates (TSS)	G. Astill (IGS)	56.08
1997-	M.E. Smith (NC)	C. Besley (BBC)	J. Tuxford (TGS)	G. T Scarce (TSS)	M. R. Macann (GT)	55.80
1998-	R.P.S. McDonald (NC)	A. Turner (TGS)	D.C. Muller (BBC)	S.W. Eckstein (TSS)	M. Moran (BGS)	56.40
1999-	D.J. Campbell (NC)	E. Hinschen (IGS)	D.C. Muller (BBC)	L. Stanton (BGS)	I. Goh (TSS)	56.37
2000-	N.R. Sprenger (GT)	A.J. Hutchinson (NC)	J. Bird (TSS)	A.J. Hosking (BBC)	B. Usher (ACGS)	54.66
2001-	D.S.C. Cramb (BBC)	D. Johnston (BSHS)	L. Brodie (NC)	K.C. Mizuno (GT)	Z. Wright (IGS)	54.88
2002-	S. James (BGS)	J. Chandler (IGS)	S.A. Price (NC)	R.I. Russell (GT)	P.J. Gleeson (BBC)	54.40
2003-	D. Linde (IGS)	E.E. Hannant (TSS)	M. Dewhurst (BGS)	C.G. Clarke (NC)	S. Clyde (TGS)	54.18
2004-	D.J. van Velden (BBC)	R.C. Jovanovich (NC)	N. Whitburn (IGS)	T. McKendry (BGS)	S. Davies (TSS)	52.96 @
2005-	N. Johnson (NC)	J. Moorfoot (TSS)	E.M. Barry (GT)	C.H. Morrison (ACGS)	P. Hawkins (BSHS)	55.15
2006-	B.J. Walkington (NC)	J. Bailey (TSS)	T.J. James (BBC)	H.W. Simmonds (ACGS)	D.A. Young (BGS)	55.15
2007-	D.R. Powell (ACGS)	W.T. Schoch (BGS)	W.T. McGahan (GT)	R. Smith (TGS)	L. Thompson (TSS)	55.45
2008-	Z. Dalby (ACGS)	H. B. Taylor (BSHS)	A. Mills (BBC)	L.G. Bailey (BGS)	B. King (TSS)	54.74
2009-	A. Digby (TSS)	R. Eugster (NC)	O.J. Breakwell (BSHS)	L.A. Walker (BGS)	N.J. Groeneveld (ACGS)	53.05
2010-	R. C. Gerlach (ACGS)	R.A. McLoughlin (NC)	A. T. Pace (BBC)	D. L. Matthews (BSHS)	J. G. Scolaro (IGS)	54.23
2011-	C.F. Fasala (IGS)	R.J. Parker (BSHS)	S.B. Horton (TSS)	J.D. Whenuaroa (NC)	B.P. White (BGS)	53.25
2012-	L. Osborne (GT)	S. Young (BGS)	J.P. McFerran (IGS)	T.C. Rull (BSHS)	C.R. Lewis (NC)	55.99

## 100 Metre Freestyle: Under 16

Date	First	Second	Third	Fourth	Fifth	Time
1926-	F. Vincent (BGS)	R. Bennet (TSS)	I. Gredden (IGS)			76
1927-	J. Forster (CEGS)	P. Finemore (BGS)	A. Polkinghome (BSHS)			77 2/5
1928-	J. Venning (GT)	H. Stephens (CEGS)	H. Vierow (BSHS)			76 4/5
1929-	B. McMenamin (GT)	L. Ablin (IGS)	J. Heaton (TSS)			78 4/5
1930-	L. Stephens (CEGS)	W. Risley (BGS)	R. Spencer (GT)			71 4/5
1931-	W. Haylett (BGS)	R. O'Neill (TGS)	T. Riley (GT)			74
1933-	T. Long (BSHS)	O.W. Salkeld (BGS)	N. O'Neill (NC)			73 3/5
1935-	W. Stuart (TGS)	K. Byrne (GT)	R.M.M. Gill (TSS)			75 4/5
Reintroduced						
1964-	R. Birch (BSHS)	R.N. Sweetman (CEGS)	R.E. Gregory (BBC)	D.M. White (GT)	G.E. Handley (BGS)	61.3
1965-	D.J. Lloyd (CEGS)	G.L. Gardiner (NC)	B.F. McMahon (GT)	C. McLaughlin (BSHS)	C.M. White (TSS)	58.8
1969-	A. Shean (CEGS)	B. Carothers (BSHS)	B. McGregor (TGS)	J. Henderson (NC)	R. Frail (TSS)	60.2
1970-	B. Cooper (BSHS)	R. Devlin (GT)	G.R. Langdon (BBC)	R. Raward (TSS)	R. Arundell (BGS)	58.5
1971-	N.W. Martin (BGS)	S. Smith (BSHS)	R. Devlin (GT)	P. Lalor (NC)	M.F. Bolt (TSS)	57.6
1972-	G. Frost (BSHS)	R.B. Mowen (CEGS)	C. Jones (GT)	C. Webb (BGS)	D. Hall (NC)	59.6
1973-	M. Tonelli (GT)	S. Holland (CEGS)	R. McGregor (BGS)	A. Reaburn (TSS)	P. Monroe (BSHS)	57.1
1974-	D. Oswin (BGS)	D. Bartlett (CEGS)	R. Jones (GT)	J. Potts (BSHS)	A. Palm (NC)	57.4
1975-	R. Bendeich	S. Harns (BSHS)	B. Donovan (CEGS)	M. Crouch (GT)	M.J. Stephens (TSS)	57.9
1976-	P. Jones (BGS)	D. Atkins (BSHS)	M.P. Gough (IGS)	J.D. Prince (CEGS)	A.G. Thomson (BBC)	58.1
1977-	S. Haberman (BGS)	T. McCawley (GT)	C.K. Orbell (IGS)	C.D. Charles (CEGS)	M. Greenhaigh (TSS)	58.5
1978-	M. Green (GT)	M. Hoey (BGS)	L.P. Hogg (BSHS)	S.L. Muir (TSS)	N.D. Thomson (BBC)	58.8
1979-	S. Moffatt (BBC)	D. Orbell (IGS)	L. Hogg (BSHS)	P. Duncan (NC)	L.C. Muir (TSS)	57.81
1980-	M.A. Packman (BSHS)	T. Dodson (GT)	A.G. Lee (CEGS)	D.S. Frail (TSS)	G. Moreton (BGS)	56.27
1981-	S.E. Clark (BSHS)	P.A. Scheib (TSS)	R.J. Kahler (BGS)	B. Mulvihill (GT)	J. Hamilton (NC)	56.67
1982-	J. Lemberg (BSHS)	W. Mortensen (GT)	G. Trenery (TGS)	A. Smith (BGS)	J. Bush (NC)	55.99
1983-	G. Goodall (BSHS)	B.P. MacDonald (IGS)	R.A. Cameron (BBC)	G.R. McKinnon (TSS)	K.B. Carroll (GT)	57.41
1984-	D.J. Armstrong (BSHS)	S.N. Ponton (IGS)	K.N. Van As (CEGS)	X. Clarke (GT)	A.J. Kurth (BGS)	53.51
1985-	C.R. Mellin (IGS)	A.D. Sole (GT)	N.R. Magnusson (ACGS)	M.R. Packman (BSHS)	A.I. Cribb (BGS)	56.48
1986-	J.W. Fredericks (GT)	A.B.J. Scriven (BGS)	D.A. Drummond (BSHS)	M.T. Lee (ACGS)	M.R. Boevink (NC)	56.19
1987-	A. Baildon (TSS)	M.K. Fredericks (GT)	M.J. Gallen (NC)	T. Cronshaw (BGS)	D.A. Richardson (ACGS)	53.91
1988-	T.A. Sayer (TSS)	W.D. Fredericks (GT)	C. Watson (IGS)	T. Staunton-Smith (BGS)	G. Williams (NC)	57.80
1989-	D.G. Fenton (BBC)	C.C. Hackett (TSS)	J.D. O'Neill (BGS)	P.M. Noonan (GT)	A. Stott (IGS)	55.16
1990-	A.R. Vary (BSHS)	R.K. Lyndon (GT)	M.S. Cruickshank (BGS)	M.J. Kearney (NC)	T.A. Clayton (BBC)	53.78
1991-	M. Logan (BGS)	M.J. Stewart (GT)	B. Hiddlestone (BBC)	A.D. Dickson (NC)	J.D. Griffiths (ACGS)	56.58
1992-	B.O. Nothling (BGS)	T. Mahony (NC)	P.J. Gibson (GT)	P.F. O'Rourke (TSS)	A.H. Flasks (ACGS)	54.49
1993-	T.A.L. Nicholson (ACGS)	L.A. Wallace (GT)	J.D. Partis (BSHS)	R.W. Stokes (BBC)	D.N. Faint (NC)	54.23
1994-	J.R. English (BBC)	T.M. Smith (BGS)	J.P. Hoolveld (GT)	L. Wolsey (NC)	A.J. Over (ACGS)	54.31
1995-	D.S. Gooda (NC)	M.G. Sara (BBC)	D.W. Guthrie (GT)	D. Holcombe (BSHS)	T.A. Jenkins (BGS)	55.26
1996-	T. Harris (IGS)	R.S. Brough (GT)	R.R. Court (NC)	R.A. Clarke (BBC)	D. Berndt (BGS)	55.34
1997-	C.D.J. Flouch (NC)	H. Day (BGS)	B. M. Sprenger (GT)	G. Astill (IGS)	A. Rouse (BBC)	55.86
1998-	M.E. Smith (NC)	G.T. Scarce (TSS)	G.R. Davies (BBC)	S. Stewart (BGS)	T.A. Barton (GT)	53.93
1999-	L.C. McBean (TSS)	R.P. McDonald (NC)	A. Turner (TGS)	P.D. Weatherley (ACGS)	M.G. Skroblin (BBC)	53.58
2000-	D.J. Campbell (NC)	A. Seward (TSS)	L. Stanton (BGS)	M.G. Skroblin (BBC)	M.S. Chan (ACGS)	54.42
2001-	A.J. Hutchinson (NC)	N.R. Sprenger (GT)	J. Ledgerwood (TSS)	A.J. Hosking (BBC)	B. Usher (ACGS)	53.35 @
2002-	L. Brodie (NC)	L. Lyons (BSHS)	Z. Wright (IGS)	D.S.C. Cramb (BBC)	C.D. Sprenger (GT)	54.03
2003-	S. James (BGS)	J. Chandler (IGS)	K.M. Richardson (NC)	R.I. Russell (GT)	R.G. Griffiths (TSS)	53.47
2004-	E. Hannant (TSS)	D. Linde (IGS)	C. Clarke (BSHS)	S.J. Holz (ACGS)	J.B. Tuton (GT)	53.69
2005-	D.J. Van Velden (BBC)	T. McKendry (BGS)	M. Brooks (BSHS)	B.J. Donaldson (NC)	S. Davies (TSS)	53.85
2006-	C. Fox (TSS)	N.R. Johnston (NC)	S.H. Moore (BGS)	E.M. Barry (GT)	C.H. Morrison (ACGS)	53.43
2007-	N.R. Johnston (NC)	J. Bailey (TSS)	T.J. James (BBC)	H.W. Simmonds (ACGS)	D.A. Young (BGS)	53.40
2008-	D. Powell (ACGS)	E.J. McKendry (BGS)	W.T. McGahan (GT)	H. Perkins (TSS)	M.Rafton (BSHS)	53.93
2009-	Z.T. Dalby (ACGS)	C.M. Raven (IGS)	L.G. Bailey (BGS)	A.J. Mills (BBC)	B.J. Watt (NC)	54.20
2010-	A. Digby (TSS)	R. Eugster (NC)	H.J. Pullar (BGS)	O.J. Breakwell (BSHS)	M. van Welden (BBC)	53.93
2011-	R.C. Gerlach (ACGS)	A.F. Press (TSS)	J.A. McLoughlin (NC)	W.H. Lane (TGS)	J.W. Mills (BBC)	53.85
2012-	C.F. Fasala (IGS)	S.B. Horton (TSS)	R.J. Parker (BSHS)	M.H. Kwong (NC)	P.Mills (BBC)	52.90 @



# 100 Metre Freestyle: Open

Date	First	Second	Third	Fourth	Fifth	Time
1927-	F. Vincent (BGS)	J. Forster (CEGS)	R. Duffy (NC)			76
1928-	F. Vincent (BGS)	J. Forster (CEGS)	J. Cran (TSS)			73 4/5
1929-	F. Vincent (BGS)	J. Cran (TSS)	D. Turbayne (CEGS)			68
1930-	H. Stephens (CEGS)	M. Wright (TGS)	C. Jocumsen (NC)			73 2/5
1931-	K. McAlpine (TGS)	G. Halgh (BGS)	L. Stephens (CEGS)			73
1933-	U. Long (BSHS)	K. McFarlane (TGS)	E.R. Nelht (BGS)			71 2/5
1934-	H. Sandison (BSHS)	T. Muller (TGS)	C.N. Compton (TSS)			67 2/5
1935-	T. Muller (TGS)	J.W.Clark (BGS)	E.J. Thorpe (TSS)			67 2/5
1936-	J. Clark (BGS)	J. Venning (GT)	M. Gallagher (NC)	J. Markwell (CEGS)	D. Young (TSS)	71 3/5
1937-	J. Parkinson (CEGS)	D. Bell (BGS)	C. Bemays (TGS)	G. Ross (BSHS)	J. McLaughlin (TSS)	70 2/5
1939-	J.S. Parkinson (CEGS)	J.C. Rivett (TGS)	B. Keefe (NC)	W.H. Irving (BGS)	A.J. Radcliffe (TSS)	66 1/5
1940-	R.J. Grant (GT)	W.H. Irvine (BGS)	R.A. McGregor (CEGS)	A. Hodel (NC)	J. Stuart (TGS)	73
1941-	A. Hodel (NC)	I.A. Hinwood (BBC)	R.J. Grant (GT)	K. Wilson (CEGS)	S.R. Leggo (BGS)	70 3/10
1943-	G.L. Jones (CEGS)	C.A. Hoey (BBC)	H.W. Tait (TGS)	F.W. Heron (BGS)	K. Collins (BSHS)	70
1944-	C.A. Hoey (BBC)	A.I. Wright (CEGS)	R. MacKenzie (TSS)	D.I.Thompson (TGS)	C.Kenwick (NC)	69 4/5
1945-	A.T. Quant (CEGS)	J. Morris (NC)	R.A. James (BGS)	I.T. Thompson (TGS)	G. Benness (TSS)	67
1946-	R.C. Rogers (CEGS)	E.P. Robinson (BGS)	W. Aiken (TGS)	B.L. Paine (BBC)	P. Meehan (NC)	65 7/10
1947-	R.C. Rogers (CEGS)	T. Jones (BSHS)	R. Colbert (TGS)	G. Beresford (BGS)	W. Hanrick (TSS)	65 3/5
1948-	G. Newton (BSHS)	J.R. Boast (BGS)	R. Rogers (CEGS)	R. Colbert (TGS)	F.P. Sullivan (GT)	65 1/2
1949-	J.R. Boast (BGS)	N.R. Smith (BBC)	M. Trennery (TGS)	R.N. Gale (CEGS)	B.H. Hawthome (NC)	65 7/10
1950-	D.O. Mason (CEGS)	N.R. Smith (BBC)	B. Hawthome (NC)	S. Blakeway (BGS)	J.G. Prentice (GT)	65 6/10
1952-	J.R. Barrett (GT)	C. Arnold (CEGS)	J.H. Bumie (BBC)	D. Trenerry (TGS)	P. Duggan (NC)	67 3/10
1953-	C.J. Weld (GT)	W. Arnold (CEGS)	R. Duggan (NC)	B. Knowles (BBC)	G. Quinn (BGS)	62 9/10
1954-	D.E. Palm (BBC)	N.M. Cooke (GT)	R.E. Lindenmayer (BGS)	P. Blunt (CEGS)	L. Jones (NC)	65
1955-	R. Murray (GT)	A.C. Dowling (BGS)	R. O'Donoghue (NC)	B.W. Hawkins (CEGS)	R. Wakely (TSS)	64 1/2
1956-	R. Murray (GT)	M.K. Hooper (CEGS)	I. Archer (BGS)	R. Bentley (NC)	T. Armstrong (TSS)	62 1/5
1957-	R. Andersen (GT)	P.L. Eriksen (CEGS)	D. McCarthy (BBC)	J. Shay (NC)	P.P. Beal (BGS)	62 1/5
1958-	R. Wickham (GT)	D. McCarthy (BBC)	C. Wainwright (BGS)	V.K. Huxley (TSS)	M. Dyer (NC)	61 2/5
1959-	K. Fredericks (NC)	R. Wickham (GT)	P. Wippell (CEGS)	P. Catt (BBC)	J. Bennett (BGS)	59 1/10
1960-	H. Orth (IGS)	E. Richards (NC)	G.H. Miller (CEGS)	E. Uren (BGS)	J. Wolfe (TSS)	0
1961-	H. Orth (IGS)	P. McMahon (NC)	C. Leagh-Murray (BGS)	A. Long (TSS)	D.Sexton (GT)	58
1962-	N.W. Reynolds (CEGS)	R. Fingleton (GT)	D. Anning (TSS)	M. Chagoury (NC)	D.A. Robbins (BGS)	57 4/5
1963-	N.W. Reynolds (CEGS)	D. MilburnGT)	J. Reardon (TSS)	R. Timmins (BSHS)	J.Thorpe (BGS)	58.8
1964-	P.G. Mitchell (CEGS)	G. Rayner (BSHS)	J.M. Covacevich (BGS)	I.F. Woods (BBC)	H. Robertson (TSS)	60.3
1965-	G. Rayner (BSHS)	R.E. Walker (CEGS)	D.S. Parkinson (BBC)	M. Hutton (BGS)	P.E. Lockhart (TSS)	59.9
1968-	D.M. Forster (BBC)	G. Feuerriegel (BSHS)	W.D. Schulte (CEGS)	P.R. Beeston (BGS)	G. Lowes (GT)	59.6
1969-	G. Brough (TSS)	N. Proctor (GT)	G. Want (BGS)	R. Geddes (CEGS)	D. Forster (BBC)	57.7
1970-	N. Proctor (GT)	J. Henderson (NC)	P. Watts (BGS)	B. Carothers (BSHS)	R. Frail (TSS)	59.0
1971-	J. Van Opdenbosch (GT)	R. Hutton (BGS)	P. Glasziou (BSHS)	I.W. McAlister (CEGS)	A.R. Clarke (IGS)	57.0
1972-	J. Van Opdenbosch (GT)	N.W. Manin (BGS)	S. Smith (BSHS)	M.F. Bolt (TSS)	P. Lalor (NC)	56.8
1973-	J. Van Opdenbosch (GT)	S. Smith (BSHS)	R. Mowens (CEGS)	C. Webb (BGS)	M. Thomas (TGS)	56.6
1974-	A. Raeburn (TSS)	K. Bnumpton (CEGS)	M. McEniery (NC)	B. Stubbs (BGS)	A. Aspland (IGS)	59.7
1975-	D. Bartlett (CEGS)	K. Jones (GT)	A. Wilson (BGS)	C. Going (BBC)	J. Potts (BSHS)	58.9
1976-	A.Bendeich (BGS)	J. Parker (GT)	S. Harris (BSHS)	P.J. Hickey (TSS)	L. Kjer-Nielsen (IGS)	58.0
1977-	P. Jones (BGS)	D.J. Atkins (BSHS)	M.E. Elliott (CEGS)	M.J. Spurrier (IGS)	R. Dann (GT)	57.5
1978-	D.J. Atkins (BSHS)	T. McCawley (GT)	S. Habermann (BGS)	B.R. Battersby (TSS)	G.S. Crow (CEGS)	56.4
1979-	G. Breakwell (BSHS)	M. Green (GT)	A.L. Haines (IGS)	B. Hickey (TSS)	R. Milroy (BGS)	58.11
1980-	P. Duncan (NC)	S.J. Moflatt (BBC)	F.H. Van Der Zant (BSHS)	N. Alcorn (BGS)	M. Waller (GT)	57.62
1981-	M.A. Packman (BSHS)	T.H. Dodson (GT)	D.S. Frail (TSS)	A.J. Clarke (TSS)	M. Agnew (NC)	54.98
1982-	S. Clark (BSHS)	T. Dobson (GT)	R. Kahler (BGS)	A. Dietz (TSS)	J. Van Ninen (BBC)	55.83
1983-	J.S. Sieben (BSHS)	W.R. Mortensen (GT)	A.J. Smith (BGS)	J.O. Harris (CEGS)	R.W. Zinn (IGS)	53.94
1984-	M.C. O'Brien (GT)	R.A. Cameron (BBC)	M.R. Magnusson (CEGS)	G.M. Boevink (NC)	C.V. Tobin (BSHS)	54.52
1985-	D.J. Armstrong (BSHS)	R.A. Cameron (BBC)	S.N. Ponton (IGS)	I.D.Swinton (BGS)	K.N. Van As (ACGS)	52.70
1986-	N. Myles-Edelsten (TSS)	T.J. Russell (GT)	N.G. Mugnusson (ACGS)	J.W. Deacon (BGS)	A.P. Middleton (IGS)	56.11
1987-	J. W. Fredericks (GT)	M.R. Boevink (NC)	N. Edelsten (TSS)	A. Meikle (ACGS)	J.M. Fenner (BGS)	55.51
1988-	A.J. Baidon (TSS)	J.W. Fredericks (GT)	D.J. Helgeson (BGS)	D.A. Richardson (ACGS)	D. Fiorini (NC)	51.09 @
1989-	J.C. Cooper (BSHS)	M.K. Fredericks (GT)	B.W. Duff (ACGS)	T.M. Sayer (TSS)	J.G. Emblin (BGS)	53.40
1990-	J.C. Cooper (BSHS)	C.C. Hackett (TSS)	W.D. Fredericks (GT)	J.D. O'Neill (BGS)	C.B. Wright (NC)	53.51
1991-	C.C. Hackett (TSS)	R.K. Lyndon (GT)	M.J. Keamey (NC)	H.M. Collie (BSHS)	G.J. Taylor (ACGS)	52.76
1992-	B. McGregor (NC)	B.C. Hiddlestone (BBC)	J.D. Griffith (ACGS)	M. Logan (BGS)	M.J. Dunsdon (GT)	54.69
1993-	S.M. Logan (BSHS)	B.O. Nothling (BGS)	T.K. Mahony (NC)	P.F. O'Rourke (TSS)	P.J. Gibson (GT)	53.83
1994-	B.O. Nothling (BGS)	J.S. Tumbull (GT)	N.J. Marshall (ACGS)	D.N. Faint (NC)	J.D. Partis (BSHS)	53.10
1995-	J.R. English (BBC)	T.A.L. Nicholson (ACGS)	N.C. Rickard (NC)	J.P. Hoolveld (GT)	S.M. Nothling (BGS)	52.83
1996-	N.C. Rickard (NC)	L.M. Richmond (ACGS)	G. Chandler (TGS)	H.J.H. Jackson (BBC)	M.G. Sara (GT)	53.12
1997-	S.C. Kennedy (NC)	G. Chandler (TGS)	R.D. Faulkner (TSS)	T. Harris (IGS)	R. Clarke (BBC)	52.62
1998-	R.D. Faulkner (TSS)	M.L. Keating (GT)	S.J. Kesby (NC)	D. Bemdt (BGS)	A.R. Rouse (BBC)	52.70
1999-	C.D.J. Flouch (NC)	W.B. Guthrie (GT)	C.A. Besley (BBC)	S. Stewart (BGS)	B. Mateja (IGS)	53.38
2000-	R.P. McDonald (NC)	L. McBean (TSS)	M. Riley (BGS)	P. Priest (BSHS)	R.J. Maitland (GT)	52.98
2001-	R.P.S. McDonald (NC)	P. Priest (BSHS)	A. Seward (TSS)	E. Hinschen (IGS)	M. Chan (ACGS)	52.42
2002-	A.J. Hutchinson (NC)	J. Bird (TSS)	A.J. Hosking (BBC)	M. Lowry (BGS)	R. Church (IGS)	53.68
2003-	A.J. Hutchinson (NC)	A. Thompson (IGS)	D.S.C. Cramb (BBC)	L. Lyons (BSHS)	D. Millwain (TSS)	52.85
2004-	K.M. Richardson (NC)	D. Johnston (BSHS)	S. James (BGS)	J. Chandler (IGS)	L. Owens (TSS)	52.81
2005-	E. Hannant (TSS)	D. Linde (IGS)	R.J. Hilder (NC)	M. Dewhurst (BGS)	M.J. Weatherley (ACGS)	53.00
2006-	D.J. Van Velden (BBC)	M. Brooks (BSHS)	T.M. McKendry (BGS)	G. Turner (TSS)	J.A. Amberger (NC)	52.36
2007-	A. Brown (TSS)	S.H. Moore (BGS)	M. Brooks (BSHS)	K.M. Crawford (NC)	M.W. O'Loughlin (GT)	51.85
2008-	N.R. Johnston (NC)	T. Parris (TSS)	L.G. Slattery (IGS)	H. Simmonds (ACGS)	A. Cois (BGS)	52.79
2009-	T. Parris (TSS)	W.T. McGahan (GT)	W.T. Schoch (BGS)	D.R. Powell (ACGS)	R.J. Donald (BSHS)	53.22
2010 -	B. Sykes (NC)	L.G. Bailey (BGS)	Z.T.Dalby (ACGS)	C.M.Raven (IGS)	A. Williams (TSS)	53.48
2011-	B.Sykes (NC)	H.J. Pullar (BGS)	O.J. Breakwell (BSHS)	D.J. Brown (ACGS)	L.W. Percy (TSS)	54.15
2012-	A.F. Press (TSS)	R. Gerlach (ACGS)	W.H. Lane (TGS)	J. McMahon (GT)	J. Mills (BBC)	53.63

## 50 Metre Breaststroke: Under 13

Date	First	Second	Third	Fourth	Fifth	Time
1965-	K. Simpkins (BSHS)	N.F. Proctor (GT)	R. Paltrey (BGS)	A.P. Crawford (CEGS)	J.M. Wilson (BBC)	41.60
1968-	G.R. Freeman (CEGS)	N.W. Martin (BGS)	N. Spike (GT)	M.J. Henderson (NC)	D. Bellamy (BSHS)	40.20
1969-	J. Lowes (GT)	D. Robson (BGS)	I. Want (TSS)	M. Lacaze (CEGS)	R. Mowen (NC)	41.00
1970-	G. Boneham (TSS)	R. Scobie (CEGS)	G. Batt (NC)	W. Mill (BSHS)	A. Gray (BBC)	38.70
1971-	J. Cameron (BSHS)	M. Crouch (GT)	M. Castrinos (CEGS)	T.J. Downes (BGS)	S. Hamlyn (TGS)	39.10
1972-	R. Spiro (BGS)	M. Crouch (GT)	M.C. Patterson (CEGS)	P.J. McLeods (BBC)	D. James (BSHS)	37.60
1973-	P. Wrench (BGS)	C. Seawright (TGS)	R. Logan (BSHS)	D. Christensen (NC)	R. Thompson (CEGS)	39.20
1974-	P. Beardmore (BGS)	R. McNamara (BSHS)	C. Mott (MC)	P. Feamside (BBC)	A. Parker (GT)	39.00
1975-	C. Cornish (CEGS)	M. Murdoch (BGS)	S.J. Moffatt (BBC)	B. Hoskins (BSHS)	M.J. Ryan (TSS)	40.00
1976-	L.W.S. Leech (IGS)	M. Glanford (BGS)	R. Van Der Zant (BSHS)	T. Karydis (TGS)	M. Purcell (NC)	38.20
1977-	D.S. Verrenkamp (IGS)	B.C. Peachey (BSHS)	M.D. McNeilly (CEGS)	M. Holmes (GT)	G. Morton (BGS)	39.90
1978-	B.R. Simpson (BSHS)	R. Kahler (BGS)	B.D. Somerville (IGS)	S. O'Kane (GT)	M.D. Kelly (CEGS)	38.50
1979-	R. Morris (TSS)	M. Malouf (GT)	B. Pascoe (TGS)	R. Theile (BGS)	D.J. Beebe (CEGS)	37.83
1980-	S.C. Moore (CEGS)	G.R. McKinnon (TSS)	R. Clarke (GT)	G.W. Staines (TGS)	J. Worley (BSHS)	38.75
1981-	S.C. Moore (CEGS)	D.W. McBurnie (BSHS)	D.A. Clarke (GT)	C.J. Davies (TGS)	G.M. Plastiras (BGS)	35.36
1982-	P. Burton (BSHS)	J. Sacanetri (GT)	C. Davies (TGS)	M. Hutton (IGS)	R. Pym (BGS)	37.08
1983-	D.A. Dnummond (BSHS)	J.M. Fielding (TSS)	R.L. Quinn (GT)	C.F. Mok (BBC)	C.B. Cooke (BGS)	36.01
1984-	A. Egorov (BSHS)	J.M. Dean (CEGS)	J. Hui (TSS)	N. Inwin (BBC)	J.D. Warat (BGS)	36.50
1985-	T. Staunton-Smith (BGS)	T. Sayer (TSS)	P.T. Clancy (GT)	C.P. Watson (IGS)	B.G. Lawrance (ACGS)	35.92
1986-	S.E. Lewis (BSHS)	P.T. Clancy (GT)	B.G. Lawrance (ACGS)	M.J. Kay (NC)	A.R. Lawson (BBC)	34.72
1987-	D.A. Sheehan (BSHS)	D.J. Downie (BGS)	C.J. Taylor (GT)	D.C. Hickey (NC)	D.S. Gregory (ACGS)	35.89
1988-	P.J. Tuton (GT)	Y.T. EE (BGS)	B.M. Pitt (BBC)	D.G. McCormack (ACGS)	A. Barry (NC)	36.48
1989-	P.J. Tuton (GT)	J.A. Baranoff (BGS)	M. Corbin (TSS)	A.S. Borbiro (IGS)	J. Brooks (BSHS)	35.07
1990-	B. McMahon (TSS)	T.A.L. Nicholson (ACGS)	M.G. Tuton (GT)	A.J. Ciutterbuck (BGS)	A.E. Detnck (BBC)	35.35
1991-	T.M. Smith (TSS)	R.D. Harrison (ACGS)	C.R. Thomas (BGS)	R.N. Patterson (BSHS)	J.M. Carter (GT)	35.50
1992-	S.K.C.Y. Liew (ACGS)	D. Gooda (NC)	P. Woodbridge (BSHS)	I.H. Preston (BGS)	J.S. Vedelego (GT)	34.41
1993-	A.J. Harvey (8GS)	C.J. Pretsel (NC)	R.A. Clarke (BBC)	N.O. Kidman (TSS)	D.J. Over (ACGS)	36.54
1994-	J.W. McCourt (NC)	B.J. Gourlay (TSS)	S. Kuzma (GT)	N.R. Murphy (ACGS)	K.T.M. Piaytord (BBC)	35.68
1995-	M.E. Smith (NC)	R.B. Norris (ACGS)	M.E. Riley (BGS)	S. Robson (BSHS)	B.A. Yates (TSS)	35.94
1996-	D.A. Pat (NC)	J.M. Weber (GT)	B. Reid (TGS)	J.D. Blackford (ACGS)	D.C. Manderson (BBC)	36.12
1997-	D.A. Pat (NC)	N.A. Ferris (GT)	M. Skroblin (BBC)	M. Martin (IGS)	G.T. Carroll (TSS)	34.29
1998-	N.L. Williams (BBC)	L.J. Stretton (NC)	R. O'Neill (ACGS)	A. Hart (BGS)	R. Chrzescijanski (IGS)	35.46
1999-	D.S.C. Cramb (BBC)	W. Clewett (TGS)	M. Allen (IGS)	T. Crommelin (BGS)	R.J. Hayes (NC)	35.08
2000-	B.L. Wheldon (ACGS)	J.L. Campbell (NC)	R.I. Russell (GT)	G. Connors (IGS)	A. Staples (BGS)	36.09
2001-	J.B. Tuton (GT)	G. Farquhar (BGS)	M. Weatherley (ACGS)	M. Lewis (BSHS)	T. Bushnell (IGS)	34.99
2002-	M. Newmann (IGS)	C. Holgar (ACGS)	N.C. Dent (BBC)	P.G. King (TGS)	P.R. Devers (NC)	34.38
2003-	E.M. Barry (GT)	J.P. Laverty (NC)	C. Inwood (BGS)	J. Burgueze (TSS)	J.H. Houghton (BBC)	34.78
2004-	L. Farmer (IGS)	W. Thompson (TSS)	M.S. Silao (NC)	B. Mitchell (BSHS)	J.R. Cornish (GT)	33.84
2005-	C.T. Lane (NC)	B. Edwards (BGS)	G.P. O'Brien (GT)	J. Cater (TSS)	M.D. Jardine (ACGS)	33.59 @
2006-	A.J. Mills (BBC)	J.A. Saunders (BGS)	B.J. Grabbe-Clare-Nazer (NC)	L.N. Papa (GT)	C. Fedrick (IGS)	35.24
2007-	A. Digby (TSS)	J.M. Gilliland (NC)	N.J. Groeneveld (ACGS)	F.H. Hope (BBC)	A. Prasad (BSHS)	35.35
2008-	J. M. Lilliland (NC)	A. Pace (BBC)	J.G. Scolaro (IGS)	R. Smith (ACGS)	C.N. Jones (BSHS)	34.83
2009-	C.F. Fasala (IGS)	S. Rasmussen (TSS)	S. Crichton (NC)	N.T. Pace (BBC)	J.B. Bailey (BGS)	34.09
2010-	L.M. Osbourne (GT)	A. W. Gough (BSHS)	J.P. Zuill (NC)	E.J. McCorley (BGS)	J.P. Gordon (TGS)	34.19
2011-	P.R. McNab (TGS)	J.H. Chen (IGS)	M.N. Nguyen (BSHS)	E.M. Bevan (ACGS)	H.J. Craw (BGS)	34.35
2012-	Z. Stubblety-Cook (ACGS)	M.C. Ng (BSHS)	M. Adi (BGS)	C. Windsor (GT)	T.K. Barnett (IGS)	33.06 @

## 50 Metre Breaststroke: Under 14

Date	First	Second	Third	Fourth	Fifth	Time
1948-	C.H. Arnold (CEGS)	G. Dnoprienko (BBC)	G.M. Byth (BGS)	G. Sheil (TSS)	T. Parer (NC)	45 4/5
1949-	G.M. Byth (BBC)	C. Whitehouse (CEGS)	B. Clarke (NC)	G. Sheil (TSS)	C. Harrington (GT)	44 3/10
1950-	C.J. Whitehouse (CEGS)	G.C. Sheil (TSS)	A. Davies (NC)	D. Street (BBC)	T.C. Cullinan (GT)	42 2/10
1952-	C.H. Clark (GT)	H. Blue (CEGS)	J. McDonald (TSS)	B.L. Hunt (BBC)	J. Lavarack (NC)	44 1/10
1953-	J. Pincus (GT)	G.B. Freeman (GT)	J. Widdon (NC)	R. Macfarlane (CEGS)	R. Lawson (BBC)	42.8
1954-	R. Anderson (NC)	P. Haren (GT)	K.O. Cummings (IGS)	R. Noble (CEGS)	D. McCarthy (BBC)	42 7/10
1955-	V. Huxley (TSS)	L. Williams (NC)	J. McNaught (GT)	D. Murphy (TGS)	M.G. Keys (CEGS)	40 2/5
1956-	P. Cooke (GT)	P. Crowe (NC)	J. Palmer (IGS)	R. Ward (TSS)	R. DuH (CEGS)	42 4/5
1957-	R. Stitz (IGS)	J. Fingleton (GT)	M. Perry (BSHS)	W. Barwick (NC)	J.C. Cowlishaw (TSS)	40 2/5
1958-	G. Lawson (BBC)	J.O. Cowlishaw (TSS)	B.R. Harrison (CEGS)	B. Sullivan (NC)	A.R. Mecklem (BGS)	40 2/5
1959-	B. Douglas (BGS)	L. Steindl (GT)	D. Jackson (CEGS)	R. Clarke (BBC)	G. Akauma (TGS)	42 1/5
1960-	P.C. Neville (CEGS)	C.B. Lynden (BBC)	H. Bryant (GT)	R. Martinez (NC)	N. Iliif (BGS)	41 2/5
1961-	A. Christensen (TSS)	H. Bryan (GT)	A. MacLeod (BGS)	R. Miria (TGS)	H. Cooi (CEGS)	40 6/10
1962-	L. Harding (BBC)	J.D. Russell (CEGS)	D. Barker (GT)	T. Crommelin (BGS)	M. May (TSS)	42
1963-	L. Cole (BBC)	W.J. Shields (CEGS)	B. Dnury (IGS)	I.D. Rose (BGS)	P. Drouyn (NC)	38.2
1964-	I. A. Carrick (NC)	M. Jolly (BGS)	B.A. Ottone (BBC)	P. Lukas (TGS)	A.M. O'Leary (GT)	39.2
1965-	G. Reid (BGS)	G.P. Cameron (NC)	G.A. Vierow (GT)	R.P. Wood (CEGS)	R. Pendleton (BSHS)	38.7
1968-	G.J. Short (BGS)	D. Kitchell (BSHS)	J.G. Ferguson (TGS)	R.L. Marchant (BBC)	D.J. Thompson (NC)	39.7
1969-	P. Lacaze (CEGS)	N. Brodie (IGS)	N. Martin (BGS)	D. Bellamy (BSHS)	P. Stuart (TGS)	37.6
1970-	B. Fitzwalter (GT)	D. Robson (BGS)	D. Rutherford (BBC)	A. Cartensen (BSHS)	G. Harradine (CEGS)	37.6
1971-	G.B. Boneham (TSS)	W. Mill (BSHS)	S. Scobie (CEGS)	G. Batt (NC)	M. Hickey (GT)	37.5
1972-	J. Cameron (BSHS)	M.J. Gosney (CEGS)	C. Bell (GT)	P. Smith (GT)	S.A. Hill (TSS)	36.9
1973-	P. Spiro (BGS)	B. Hickey (GT)	D. Christensen (NC)	R. Logan (BSHS)	C. Seawright (TGS)	37.0
1974-	P. Wrench (BGS)	B. Hickey (GT)	D. Christensen (NC)	R. Logan (BSHS)	C. Seawright (TGS)	37.0
1975-	P. Beardmore (BGS)	S. Patterson (CEGS)	M. Scanlon (BSHS)	T. Peabody (BBC)	A. Parker (GT)	36.2
1976-	C.E. Cornish (CEGS)	R.A. Neilsen (IGS)	J. Peters (BSHS)	M. Murdoch (BGS)	R. Morrison (GT)	38.2
1977-	L.W.S. Leech (IGS)	J.D. Peters (BSHS)	M. Glantord (BGS)	M.S. Tesch (CEGS)	T. Karydis (TGS)	34.9
1978-	B. Elliot (BGS)	B.C. Peachy (BSHS)	G.A. Webber (CEGS)	M.J. Holmes (GT)	D.S. Verrenkamp (IGS)	37.0
1979-	C. Williams (TSS)	C. Miller (BSHS)	R. Landy (GT)	D. Hamilton (TGS)	R. Kahler (BGS)	34.75
1980-	R.T. Morris (TSS)	D.J. Hamilton (TGS)	M. Malouf (GT)	A. Nixon (BSHS)	R. Thiele (BGS)	34.72
1981-	C.V. Tobin (BSHS)	G.R. McKinnon (TSS)	G.W. Stains (TGS)	G.H. Munroe (BGS)	R.D. Clarke (GT)	36.68
1982-	S. Moore (CEGS)	C. Forster (BSHS)	K. Terriss (IGS)	D. Clark (GT)	J. Bennett (BBC)	32.45
1983-	P.W. Burton (BSHS)	C.J. Davies (CEGS)	J.C. Salantri (GT)	M.J. Hutton (IGS)	C.J. Springfellow (TSS)	33.88
1984-	D.A. Drummond (BSHS)	B. Clarke (GT)	D.A. Fielding (TSS)	C.F. Mok (BBC)	N.G. Meade (CEGS)	35.00
1985-	A. Egorov (GT)	J.M. Dean (ACGS)	T.J. Somes (BBC)	J.D. Warat (BGS)	J. Hui (TSS)	34.08
1986-	T. Staunton-Smith (BGS)	T.A. Sayer (TSS)	S.P. Burton (BSHS)	C.R. Watson (IGS)	T.W. Kennedy (NC)	33.41
1987-	S.E. Lewis (BSHS)	A.R. Lawson (BBC)	R.J. Clancy (GT)	B.G. Lawrance (ACGS)	M.J. Kay (NC)	32.58
1988-	D.A. Sheehan (BSHS)	D.J. Downie (BGS)	M. Knobel (TSS)	D.D. Lyons (BBC)	A.G. Cook (GT)	33.64
1989-	B.M. Pitt (BBC)	S.J. Russell (GT)	D.G. McCormack (ACGS)	C.R. Swainson (BSHS)	Y.T. Ee (BGS)	35.34
1990-	R.J. Tuton (GT)	J.A. Baranoff (BGS)	S.D.S. Quarterman (ACGS)	M.G. Ware (IGS)	A.R. Drazek (NC)	33.39
1991-	C.J. Daley (BSHS)	M.G. Tuton (GT), tie	T.A.L. Nicholson (ACGS)	B.G. McMahon (TSS)	F.K. Lam (NC)	33.78
1992-	R.D. Harrison (ACGS)	T.M. Smith (TSS)	C.R. Thomas (BGS)	J.M. Carter (GT)	R. Patterson (BSHS)	31.97 @
1993-	S.K.C.Y. Liew (ACGS)	J.S. Vedelego (GT)	D.S. Gooda (NC)	M.D. Thomas (TSS)	K.M. Evans (BSHS)	33.09
1994-	D.J. Moran (BGS)	C.J. Pretsel (NC)	N.O. Kidman (TSS)	R.A. Clarke (BBC)	R.R. Vedelego (GT)	34.26
1995-	J.W. McCourt (NC)	B. Gourlay (TSS)	S.M. Kumza (GT)	J.R. Woodgate (BGS)	N.R. Murphy (ACGS)	33.49
1996-	S. Robson (BSHS)	M. Riley (BGS)	R.B. Norris (ACGS)	B.A. Yates (TSS)	M.R. Macann (GT)	33.37
1997-	D.C. Allen (ACGS)	J.M. Weber (GT)	M.R. Bowd (NC)	D. Manderson (BBC)	B. Reid (TGS)	34.13

## 50 Metre Breaststroke: Under 14 (Continued)

1998-	D.A. Pat (NC)	M. Martin (IGS)	N.A. Ferris (GT)	G.T. Carroll (TSS)	K. Fong (ACGS)	32.70
1999-	R.S. O'Neil (ACGS)	R. Chrzescijanski (IGS)	C.D. Sprenger (GT)	A. Hart (BGS)	B.A. Dawson (NC)	33.12
2000-	C.D. Sprenger (GT)	S.A. Clark (NC)	D. Johnston (BSHS)	D.S.C. Cramb (BBC)	T. Cromelin (BGS)	32.23
2001-	D. Brown (BGS)	J.L. Campbell (NC)	B.J. Harvey (GT)	B. Wheldon (ACGS)	T. Moore (TSS)	33.10
2002-	J.B. Tuton (GT)	G. Farquhar (BGS)	T.J. Middledin (BBC)	A. Seeto (TSS)	M.J. Weatherley (ACGS)	32.75
2003-	M. Newman (IGS)	C.R. Holgar (ACGS)	P. King (TGS)	P.R. Devers (NC)	L.P. McLroy (GT)	32.62
2004-	H. Samuela (BSHS)	J.L. DiBella (GT)	J. Dewhurst (BGS)	J.P. Lavery (NC)	J.H. Houghton (BBC)	33.04
2005-	C.J. Griffiths (NC)	A. Spence (IGS)	W. Thompson (TSS)	M. Giles (BGS)	A.R. Barnett (ACGS)	33.06
2006-	C.T. Lane (NC)	R. Edwards (BGS)	G.P. O'Brien (GT)	A. Wood (IGS)	M.D. Jardine (ACGS)	32.97
2007-	S.D. Blakeway (ACGS)	J.A. Saunders (BGS)	B.A. Silao (NC)	A. Buckley (IGS)	L.N. Papa (GT)	33.15
2008-	T. Oi (TSS)	N. Groeneveld (ACGS)	T.K. Beasley (GT)	C.J. Kalas (BGS)	A.S. Prasad (BSHS)	34.30
2009-	J.M. Gilliland (NC)	J.G. Scolaro (IGS)	M.J. Singer (BGS)	C.N. Jones (BSHS)		33.26
		M.E. Pendall (ACGS), tie				
2010 -	C.F.Fasala (IGS)	D.V.Oliver (NC)	J.B.Bailey (BGS)	S. Rasmussen (TSS)	N. Pace (BBC)	33.12
2011-	L.M Osbourne (GT)	J.P Zuill (NC)	R. Brown (ACGS)	G.J Bell (TSS)	C.J Wyer (BGS)	33.92
2012-	H. Stubbs (BGS)	PR. McNab (TGS)	A. Cumming (ACGS)	M.N. Nguyen (BSHS)	O.J. Pye (IGS)	32.64

## 50 Metre Breaststroke: Under 15

Date	First	Second	Third	Fourth	Fifth	Time
1947-	R. Ferguson (CEGS)	G. Newton (BSHS)	D. Meehan (NC)	W. Dunn (TSS)	W.M. Edwards (BGS)	44 2/5
1948-	K.G. Lucas (CEGS)	R. Sheil (TSS)	R. Peachey (NC)	D.F. Pincus (GT)	J. Palmer (TGS)	41 1/5
1949-	.G. Waller (CEGS)	G. Dnoprienko (BBC)	K.V. McCarthy (GT)	P. Dunn (BGS)	S. Crouch (TGS)	40 4/5
1950-	H. Colbert (TGS)	S. Norris (BSHS)	G.M. Byth (BBC)	D. McFarlane (CEGS)	R. Jones (BGS)	41 7/10
1952-	D.B. Markey (CEGS)	R. Foreman (BGS)	J.L. Dunn (GT)	D. Dunn (BBC)	R. Treffene (NC)	41 3/10
1953-	J. Mocatta (CEGS)	M. Cullinan (GT)	B. Hunt (BBC)	J.R. MacDonald (TSS)	M. Maher (BSHS)	40 8/10
1954-	J. Pincus (GT)	B. Xiddon (NC)	N. Austin (TGS)	R. Maciarlane (CEGS)	G.B. Freeman (TSS)	40 1/2
1955-	B.R. MocaRa (CEGS)	J. Coman (GT)	D. McCarthy (BBC)	J. Cumming (IGS)	J. Priede (TGS)	39
1956-	V. Huxley (TSS)	L. Williams (NC)	A. Arnold (BGS)	D. Murphy (TGS)	I. McNaught (GT)	38 7/10
1957-	E. Richards (GT)	R.J. Duff (CEGS)	G. Carrick (NC)	P. Ward (TSS)	D.S. Mathers (BGS)	39 3/5
1958-	J.W. Lincoln (CEGS)	R. Stitz (IGS)	J.A. Fingleton (GT)	A.R. Mecklem (BGS)	J.O. Cowlshaw (TSS)	38 2/5
1959-	G. Lawson (BBC)	G. Mountseer (GT)	R. McDonald (CEGS)	S.J. Cowlshaw (TSS)	C. Barker (NC)	37 4/5
1960-	K. Schmidt (BGS)	T.L. Skennar (CEGS)	R.R. Douglas (BBC)	L. Steindl (GT)	G. Akauama (TGS)	39
1961-	P. Martinez (NC)	C. Lyndon (BBC)	S. Mole (BGS)	J. Meyers (TSS)	D. Milburn (GT)	38 1/2
1962-	A. Christenson (TSS)	A. MacLeod (BGS)	H. Bryan (GT)	H. Cool (CEGS)		38 4/5
1963-	G.R. Beeston (BGS)	J.N. Reitano (IGS)	J. Gamsworthy (CEGS)	D. Barker (NC)	M. May (TSS)	28.6
1964-	B.R. Chambers (NC)	R. Gartrell (BSHS)	L.P. Cole (BBC)	W.J. Shields (CEGS)	I.D. Ross (BGS)	38.1
1965-	I. A. Carrick (NC)	R. Lukas (TGS)	A.M. O'Leary (GT)	M. Jolly (BSHS)	S. Ingram (BGS)	38.0
1968-	T.M. Levinge (CEGS)	PK. Wilson (TSS)	J.S. Henderson (NC)	M. Dutney (BBC)	W.J. Love (BGS)	36.3
1969-	D. Kitchell (BSHS)	R. Rayner (GT)	G. Short (BGS)	G. Freeman (CEGS)	J. Ferguson (TGS)	36.8
1970-	R. Lacaze (CEGS)	D. Bellamy (BSHS)	R. Stuart (TGS)	H. Spike (GT)	J. White (BBC)	34.9
1971-	P. Stuart (TGS)	R. Mowen (CEGS)	D.E. Robson (BGS)	B. Fitzwalter (GT)	D. Rutherford (BBC)	36.3
1972-	G.B. Boneham (TSS)	M. Hickey (GT)	R.G. Scobie (CEGS)	W. Mill (BSHS)	G. Crammond (NC)	35.0
1973-	J. Cameron (BSHS)	M. Costnsovs (CEGS)	P. Hewitt (BGS)	T. Smith (GT)	R. McLellan (BBC)	36.7
1974-	R. Spiro (BGS)	D. James (BSHS)	M. Crouch (GT)	M. Patterson (CEGS)	A. Seawright (TGS)	35.1
1975-	L. Brazier (BGS)	G. Law (NC)	C.D. Seawright (TGS)	D.K. Moffatt (BBC)	K. Logan (BSHS)	35.8
1976-	P. Beardmore (BGS)	J.R. McLeod (BBC)	S.D. Patterson (CEGS)	I.C. Wong (TSS)	S. Healy (NC)	34.1
1977-	G. Maynard (GT)	C.E. Cornish (CEGS)	B.D. Hoskins (BSHS)	C.J. Powell (IGS)	M.T. Pearcs (TSS)	36.7
1978-	L.W.S. Leech (IGS)	B.D. Hoskins (BSHS)	T. Karydis (TGS)	M.S. Tesch (CEGS)	M. Glanford (BGS)	34.9
1979-	T. Wiltshire (BSHS)	B. Elliot (BGS)	J. Bailey (BBC)	B.R. Goodwin (IGS)	R. Sydes (GT)	35.83
1980-	B.R. Simpson (BSHS)	R. Kahler (BGS)	M. Holmes (GT)	N. Kelly (CEGS)	D. Caesar (TSS)	34.42
1981-	D.J. Hamilton (TGS)	R.T. Morris (TGS)	J.W. Lemberg (BSHS)	M.C. Malouf (GT)	G. Pollard (BBC)	33.77
1982-	G. Goodall (BSHS)	G. McKinnon (TSS)	R. Clarke (GT)	A. Bowdler (NC)	A. Hopkins (TGS)	35.18
1983-	S.C. Moore (CEGS)	C.A. Forster (BSHS)	J.A. Bennett (BBC)	K.M. Terriss (IGS)	C. Kirby (NC)	33.18
1984-	C.J. Davies (CEGS)	P.W. Burton (BSHS)	R.J. Bryce (BBC)	A. Sole (GT)	C.R. MeDin (IGS)	33.02
1985-	D.A. Drummond (BSHS)	D. Fielding (TSS)	R.L. Quinn (GT)	J.M. Fenner (BGS)	R.A. Hamilton (TGS)	33.16
1986-	A. Egorov (GT)	W.W. Friese (IGS)	C.R. Swanson (BSHS)	T.J. Somes (BBC)	J.Y.K. Hui (TSS)	33.12
1987-	T. Staunton-Smith (BGS)	T. Sayer (TSS)	S.R. Burton (BSHS)	D.J. Wadley (GT)	D.D. Zorzetto (NC)	31.83
1988-	S.E. Lewis (BSHS)	A.R. Lawson (BBC)	B.G. Lawrance (ACGS)	J.E. Drew (TSS)	M. Kay (NC)	31.34
1989-	J.R. Forster (BSHS)	L.J. Crowley (GT)	S. Jones (TSS)	D.J. Downie (BGS)	T.B. See (ACGS)	33.56
1990-	S.J. Russell (GT)	D.G. McCommack (ACGS)	C.R. Swainson (BSHS)	B.M. Pitt (BBC)	M.E. Stack (NC)	32.84
1991-	S.J. Russell (GT)	J.A. Baranoff (BGS)	S.D.S. Quartermann (ACGS)	M.G. Ware (IGS)	A.P. Drazek (NC)	32.60
1992-	C. Daley (BSHS)	M.G. Tuton (GT)	C.J. Love (ACGS)	B. McMahon (TSS)	L.F. Robetson (BBC)	31.89
					B. Dittmar (NC), tie	
1993-	R.D. Harrison (ACGS)	T.M. Smith (TSS)	L.F. Brown (NC)	C.R. Thomas (BGS)	R.N. Patterson (BSHS)	31.12
1994-	S.K.C.Y. Liew (ACGS)	J.S. Vedelego (GT)	K.M. Evans (BSHS)	M.D. Thomas (TSS)	D.S. Gooda (NC)	31.18
1995-	D.J. Moran (BGS)	D.J. Over (ACGS)	C.J. Kennedy (NC)	S. Snelling (TGS)	R.R. Vedelago (GT)	33.22
1996-	B. Gourlay (TSS)	J.W. McCourt (NC)	J. Woodgate (BGS)	J.D. King-Scott (ACGS)	S.M. Kuzma (GT)	32.47
1997-	M. Riley (BGS)	B.A. Yates (TSS)	R.B. Norris (ACGS)	M.R. Macann (GT)	S. Robson (BSHS)	31.24
1998-	D. Allen (ACGS)	B.S. Rickard (NC)	D.C. Manderson (BBC)	A. Clarke (BGS)	J.M. Weber (GT)	32.99
1999-	C.Y. Kong (ACGS)	N.A. Ferris (GT)	D.A. Pat (NC)	G.T. Carroll (TSS)	M. Martin (IGS)	32.45
2000-	R.S. O'Neil (ACGS)	A. Brown (BGS)	T.W.T. Jones (NC)	R. Chrzescijanski (IGS)	K.V. Jahnke (GT)	31.91
2001-	C.D. Sprenger (GT)	L.H.M. Lyons (BBC)	S.J.M. Clark (NC)	L. Gottke (IGS)	W. Clewett (TGS)	30.88 @
2002-	D. Brown (BGS)	J.L. Campbell (NC)	R.I. Russell (GT)	T. Moore (TSS)	G. Connors (IGS)	31.12
2003-	J.B. Tuton (GT)	G. Farquhar (BGS)	T.J. Middledin (BBC)	T. Evans (BSHS)	A.A. Seeto (TSS)	31.85
2004-	C.R. Holgar (ACGS)	J. Hoek (IGS)	P. King (TGS)	P.R. Devers (NC)	N.C. Dent (BBC)	31.48
2005-	H. Samuela (BSHS)	J.L. DiBella (GT)	J. Dewhurst (BGS)	L. Farmer (IGS)	M.A. Kempin (NC)	32.06
2006-	C.J. Griffiths (NC)	A. Spence (IGS)	W. Thompson (TSS)	M.T. Giles (BGS)	J.R. Cornish (GT)	32.50
2007-	B.J. Edwards (BGS)	C.T. Lane (NC)	G.P. O'Brien (GT)	L.L. Allan (BBC)	M.D. Jardine (ACGS)	32.22
2008-	S. Blakeway (ACGS)	A. Cois (BGS)	A.M. Buckley (IGS)	B.A. Silao (NC)	T. Clarke (TSS)	31.80
2009-	A. Digby (TSS)	E. Low (NC)	S.J. Greene (ACGS)	H. Hawker (TGS)	D.G. Edwards (BGS)	32.66
2010 -	J. Gilliland (NC)	J.G.Scolaro (IGS)	B.M. Willoughby (TSS)	M. E. Pendall (ACGS)	M. J. Singer (BGS)	31.38
2011-	J.F. O'Hanlon (NC)	L.M. Roberts (IGS)	L. Bourne (TSS)	J.B. Bailey (BGS)	N.T. Pace (BBC)	31.29
2012-	G.J. Bell (TSS)	J. Zuill (GT)	A.E. Gibson (TGS)	A. W. Gough (BSHS)	C. Wyer (BGS)	32.36



## 50 Metre Breaststroke: Under 16

Date	First	Second	Third	Fourth	Fifth	Time
1937-	P. Marsh (BSHS)	T. Bums (NC)	J. Mcintyre (TGS)	B. Bnuce-Smith (CEGS)	L. Tedford (BBC)	43
1938-	No Competition					
1939-	T.J. Cottee (CEGS)	D. Brown (BSHS)	K.A. Stevens (TGS)	G.M. Darcy (GT)	W. Bowden (BGS)	41 3/5
1940-	D. Brown (BSHS)	M. Emerson (CEGS)	K.A. Stevens (TGS)	A. Kelly (NC)	K.P. Astill (GT)	40 2/5
1941-	P. Stumm (CEGS)	J. Fletcher (BGS)	E.W. Munro (BBC)	G.M. D'Arcy (GT)	A. Kelly (NC)	40 3/5
1942-	No Competition					
1943-	N.E. Parker (CEGS)	R. Moynihan (BSHS)	W. Derod (BBC)	B. Cahill (NC)	J. Murtha (GT)	40 2/5
1944-	J.D. Allarson (CEGS)	I.D. Brown (BGS)	P. Shaw (BBC)	J. Spiers (BSHS)	A. Clark (GT)	38 2/5
1945-	J.A. Baldwin (CEGS)	J.S. Mackay (BGS)	R. Colbert (TGS)	K.T. Spillane (GT)	J. Mackie (NC)	39 3/5
1947-	J.R. Boast (BGS)	R.B. Baldwin (GT)	K. Free (CEGS)	T. Ellis (NC)		40 1/5
				J. Dowrie (BSHS) tie		
1948-	J.E. Cooley (BGS)	A.A. Paul (CEGS)	R. Ryland (TGS)	W. Dunn (BSHS)	P.A. Wadley (GT)	39
1950-	K.G. Waller (CEGS)	G. McKelvie (BBC)	D. Kenway (GT)	P. Dunn (BGS)	R. McMillen (NC)	37 9/10
1952-	W. Arnold (CEGS)	T.C. Cullinan (GT)	A. Davies (NC)	D.C. Street (BBC)	J. Howden (BGS)	37 6/10
1953-	R.E. Foreman (BGS)	M. Hansen (CEGS)	J. Dunn (GT)	R. Treffene (NC)	W. Arnold (BSHS)	39 9/10
1954-	J. Mocatto (CEGS)	R. Marshall (IGS)	M. Maher (BSHS)	D. Owens (GT)	J.R. McDonald (TSS)	40 3/5
1955-	R.B. Mocatto (CEGS)	P. Pincus (GT)	N. Austen (TGS)	B. Widdon (NC)	R.I. Suggit (BGS)	38 2/5
1956-	B.R. MocaRa (CEGS)	J. Priebe (TGS)	J. Coman (NC)	P. Haren (GT)	B. Richardson (IGS)	38 2/5
1957-	L. Williams (NC)	D. Murphy (TGS)	V.K. Huxley (TSS)	A. Arnold (BGS)	R. Hunt (IGS)	37 4/5
1958-	P.H. Crowe (GT)	D.K. McDonald	G. Carrick (NC)	- Nurcombe (BGS)	A. Leipnik (IGS)	38 7/10
1959-	J. Lincoln (CEGS)	R. Stitz (IGS)	R. White (BGS)	A. McNaught (GT)	B. Sullivan (NC)	38 2/5
1960-	G. Mountseer (GT)	D.W.J. Glen (CEGS)	G.E. Lawson (BBC)	J. Cowlishaw (TSS)	K. Mackay (IGS)	36 1/2
1961-	L. Steindl (GT)	T. Maher (BSHS)	J. Geddes (TSS)	T. Skennar (CEGS)	K. Schmidt (BGS)	37 4/10
1962-	C. Lyndon (BBC)	D. Milburn (GT)	N. Martinez (NC)	H. Robertson (TSS)	L.S. Cichero (BGS)	37 3/10
1963-	A. Christensen (TSS)	J.M. Covacevich (BGS)	H. Brynan (GT)	M. Emery (NC)	M. Newell (BBC)	37.8
1964-	G.R. Beeston (BGS)	J.R. Gamsworthy (CEGS)	D.A. Barker (NC)	J.N. Reitano (IGS)	R. Burrow (TSS)	37.4
1965-	P.A. Dixon (CEGS)	R. Gray (BGS)	I. Carfrae (BSHS)	L.P. Cole (BBC)	B. Drury (IGS)	37.6
1968-	D.G. BlackeK (BBC)	N. Proctor (GT)	K.J. Skipper (IGS)	P. Manfield (BSHS)	B.V. Clarke (NC)	35.1
1969-	P. Wilson (TSS)	J. Henderson (NC)	N. Dutney (BBC)	P. Watts (BGS)	W. Frost (BSHS)	36.6
1970-	D. Mitchell (BSHS)	J. Ferguson (TGS)	G. Freeman (CEGS)	R. Rayner (GT)	G. Short (BGS)	35.2
1971-	G.R. Freeman (CEGS)	M. Anderson (NC)	D. Bellamy (BSHS)	N. Spike (GT)	R. Barday (BBC)	35.5
1972-	B. Fitzwalter (BGS)	A. Rogers (GT)	P.W. Stuart (TGS)	J.R. McNamara (CEGS)	J.R. Twentyman (TSS)	35.7
1973-	G. Boneham (TSS)	M. Hickey (GT)	D. Rose (BSHS)	G. Brazier (BGS)	B. Scobie (CEGS)	33.9
1974-	J. Cameron (BSHS)	P. Hewitt (BGS)	A. MacMillan (CEGS)	R. McLellan (BBC)	M. Keily (NC)	36.1
1975-	P. Spiro (BGS)	S. Harfis (BSHS)	T. Smith (GT)	M. Patterson (CEGS)	A. Tonakie (NC)	34.2
1976-	L. Brazier (BGS)	D.K. Moffatt (BBC)	A.D. Middlin (CEGS)	T.D. Avery (TSS)	G. Law (NC)	35.2
1977-	L. Young (TSS)	P. Beardmore (BGS)	J.T. McNamara (BSHS)	S.F. Healy (NC)	S.F. Patterson (CEGS)	34.3
1978-	J.D. Peters (BSHS)	M. Elmer (BGS)	N.E. Bailey (BBC)	C.E. Cornish (CEGS)	R. Fogarty (GT)	35.07
1979-	L. Leech (IGS)	B. Hoskins (BSHS)	R. Stephens (TSS)	C. Price (GT)	P. Smith (BGS)	33.33
1980-	C.S. Williams (BSHS)	J.N. Bailey (BBC)	G.A. Webber (CEGS)	J. Leutenegger (GT)	B.R. Goodwin (IGS)	33.87
1981-	B.R. Simpson (BSHS)	N. Kelly (CEGS)	P.W. Landy (GT)	R.J. Kahler (BGS)	A.R. Baker (TSS)	32.79
1982-	D. Hamilton (TGS)	J. Lemberg (BSHS)	M. Malouf (GT)	R. Theile (BGS)	C. Biue (CEGS)	33.16
1983-	C.V. Tobin (BSHS)	G.R. McKinnon (TSS)	J.N. Gibbons (GT)	A. Bowdler (NC)	G.H. Monro (BGS)	33.36
1984-	S.C. Moore (CEGS)	J.A. Bennett (BBC)	C.A. Forster (BSHS)	I.D. Swinton (BGS)	C.H. Kirby (NC)	32.92
1985-	P.W. Burton (BSHS)	R.J. Bryce (BBC)	A.D. Stains (TGS)	M.J. Hutton (IGS)	B.C. Clarke (GT)	32.43
1986-	D.A. Drummond (BSHS)	R.L. Quinn (GT)	R.A. Hamilton (TGS)	D.A. Fielding (TSS)	J.M. Fenner (BGS)	33.46
1987-	A. Egorov (GT)	W.W. Friese (IGS)	C.R. Swanson (BSHS)	T.J. Somes (BBC)	S.J. Conaghan (NC)	32.35
1988-	T. Staunton-Smith (BGS)	D.J. Wadley (GT)	T.A. Sayer (TSS)	C. Watson (IGS)	S.R. Burton (BSHS)	31.11
1989-	S.E. Lewis (BSHS)	A.R. Lawson (BBC)	C.J. Mcinemy (GT)	M.J. Kay (NC)	M. Amor (TSS)	30.74
1990-	D.A. Sheehan (BSHS)	D.C. Hickey (NC)	D.J. Downie (BGS)	L.J. Crowley (GT)	T.B. See (ACGS)	31.23
1991-	M.S. Stack (NC)	J.D. Griffith (ACGS)	C.R. Swainson (BSHS)	B. Pitt (BBC)	T.C. Nixon (BGS)	33.22
1992-	M.R. Chappel (GT)	J.A. Baranoff (BGS)	S.D.S. Ouarterman (ACGS)	J.L. Dunwoody (TSS)	C.M. Dixon (TGS)	32.13
1993-	T.A.L. Nicholson (ACGS)	M.G. Tuton (GT)	C.J. Daley (BSHS)	D.N. Faint (NC)	D.H. Kerlin (BGS)	31.23
1994-	R.D. Harnson (ACGS)	T.M. Smith (BGS)	M.A. Hunter (NC)	J.M. Carter (GT)	A.M. Craven (BBC)	30.55
1995-	S.K.C.Y. Liew (ACGS)	P. Woodbridge (BSHS)	H.J.H. Jackson (BBC)	D. Ford (IGS)	D. O'Hare (TGS)	30.88
1996-	D. Moran (BGS)	S. Snelling (TGS)	C.J. Kennedy (NC)	D.J. Over (ACGS)	R.A. Clarke (BBC)	31.76
1997-	B. Gourlay (TSS)	J.W. McCourt (NC)	B. Hanson (BBC)	D.J. Chin (GT)	J. Woodgate (BGS)	31.83
1998-	M.E. Riley (BGS)	B. Mateja (IGS)	M.A. Daley (NC)	R. Norris (ACGS)	B.A. Yates (TSS)	30.29 @
1999-	B.S. Rickard (NC)	D.C.M. Allen (ACGS)	A. Clarke (BGS)	D.C. Manderson (BBC)	S. McElroy (BSHS)	31.60
2000-	G. Carroll (TSS)	N.A. Ferris (GT)	P. Alyuz (BSHS)	D.A. Pat (NC)	Chun-Yu Kong (ACGS)	31.68
2001-	R. O'Neil (ACGS)	A. Brown (BGS)	T.W.T. Jones (NC)	C.T. Sprenger (GT)	C. Tickle (TSS)	30.52
2002-	C.D. Sprenger (GT)	W.G. Clewett (TGS)	S.A. Clarke (NC)	D. Johnston (BSHS)	S. Higginbotham (TSS)	30.43
2003-	D. Brown (BGS)	J.L. Campbell (NC)	R.I. Russell (GT)	M.O. Roe (TSS)	D.Y. McGregor (ACGS)	30.80
2004-	G. Farquhar (BGS)	J.B. Tuton (GT)	A. Seeto (TSS)	T. Evans (BSHS)	S.J. Holz (ACGS)	31.08
2005-	C.R. Holgar (ACGS)	P. King (TGS)	N.C. Dent (BBC)	A. Grilanc (IGS)	P.R. Devers (NC)	31.26
2006-	C. Fox (TSS)	J.A. Dewhurst (BGS)	H. Samuela (BSHS)	J.L. DiBella (GT)	L. Farmer (IGS)	30.87
2007-	C.J. Griffiths (NC)	W. Thomson (TSS)	A. Spence (IGS)	J.R. Cornish (GT)	M.T. Giles (BGS)	31.47
2008-	N. Pregelj (TSS)	G. P. O'Brien (GT)	C.T. Lane (NC)	M.J. Evans (BGS)	L.Allan (BBC)	31.94
2009-	A. Cois (BGS)	B.J. Grabbe-Clare-Nazer (NC)	J. Pershouse (BBC)	A.M. Buckley (IGS)	T. Clarke (TSS)	31.23
2010-	S.J. Greene (BGS)	E. Low (NC)	T. James (BBC)	H. R. Hawker (TGS)	K. Thomson (TSS)	31.38
2011-	J.M. Gilliland (NC)	M.E. Pendall (ACGS)	J.G. Scolaro (IGS)	B.M. Willoughby (TSS)	P.R. Brittain (TGS)	30.84
2012-	D.V. Oliver (NC)	L. Bourne (TSS)	L.M. Roberts (IGS)	R. Brown (ACGS)	N. Pace (BBC)	32.20



# 100 Metre Breaststroke: Open

Date	First	Second	Third	Fourth	Fifth	Time
1947-	J.B. Betts (BGS)	J.R. Baldwin (CEGS)	J. Dunn (TSS)	A.F. Clark (GT)	P. Capper (TGS)	1:27 9/10
1948-	J.R. Baldwin (CEGS)	J. Dunn (BSHS)	R. Colbert (TGS)	R.B. Baldwin (GT)	W.H. Czdowz (BGS)	1:25 1/10
1949-	R. Lehane (CEGS)	J. Cooley (BGS)	W. Dunn (BSHS)	P.F. Wadley (GT)	F. Carroll (NC)	1:27 9/10
1950-	J.E. Cooley (BGS)	R. Lehane (CEGS)	F. Carroll (NC)	W. Thomson (BBC)	D.F. Pincus (GT)	1:22
1952-	C. Whitehouse (CEGS)	J. Hyyppa (NC)	D.C. Kenway (GT)	R. Jackson (IGS)	G. Gibson (BGS)	1:25 3/10
1953-	W. Arnold (CEGS)	J. Hyyppa (NC)	D. Street (BBC)	C. King (BGS)	G. Sheil (TSS)	1:23 8/10
1954-	R. Traffene (NC)	R. Kalaf (BSHS)	M. Hansen (CEGS)	J. Dunn (GT)	R.E. Foreman (BGS)	1:24 3/10
1955-	J.H. Mocatta (CEGS)	J. Bergan (GT)	R.E. Foreman (BGS)	R. Marshall (IGS)	W. Knowles (BSHS)	1:26 9/10
1956-	J.H. Mocatta (CEGS)	R. Murray (GT)	J. Watson (NC)	R. Marshall (IGS)	R. Lawson (BBC)	1:20 4/5
1957-	B.R. Mocatta (CEGS)	J. Watson (NC)	R. Murray (GT)	B. Richardson (IGS)	A.J. Nali (BGS)	1:19 7/10
1958-	R.W. Noble (CEGS)	P. Williams (BBC)	P.W. Haren (GT)	V.K. Huxley (TSS)	A.J. Nali (BGS)	1:24 2/5
1959-	M. O'Donoghue (NC)	E. Richards (GT)	P. Nurcombe (BGS)	P. Goldsmith (BSHS)	V. Huxley (TSS)	1:24 1/5
1960-	M. O'Donoghue (NC)	J.B. Nolan (CEGS)	R. Nurcombe (BGS)	A. McNaught (GT)	V.K. Huxley (TSS)	1:19 4/5
1961-	D. Gien (CEGS)	J. Evie (BGS)	R. Dunicombe (NC)	J. Cowlishaw (TSS)	H. McArthur (TGS)	1:23 6/10
1962-	L. Steindl (GT)	D.W.J. Glen (CEGS)	B. Sullivan (NC)	P. Feldbusch (BBC)	T. Mather (BSHS)	1:22 3/5
1963-	C. Lyndon (BBC)	L. Steindl (GT)	J. Geddes (TSS)	T. Maher (BSHS)	R.J. Treveltham (CEGS)	1:19.9
1964-	J.A. Brook (CEGS)	R. McDonald (TGS)	R. Linton (BSHS)	R.M. Smith (GT)	F.G. Swanson (NC)	1:25.2
1965-	J.M. O'Leary (GT)	J. Reitano (IGS)	P. Gartrell (BSHS)	D.A. Barker (NC)	J.A. Brook (CEGS)	1:22.6
1968-	G.J. Reid (BGS)	R. Lukas (TGS)	A.E. Logan (CEGS)	K. Simpkins (BSHS)	J. Quinn (GT)	1:20.0
1969-	D.G. Blackett (BBC)	N. Proctor (GT)	J. Watt (CEGS)	K. Simpkins (BSHS)	K. Slipper (IGS)	75.5
1970-	N. Proctor (GT)	J. Henderson (NC)	P. Wilson (TSS)	K. Slipper (IGS)	W. Frost (BSHS)	77.4
1971-	J. Ferguson (IGS)	P.A. Lacaze (CEGS)	R. Rayner (GT)	G.J. Short (BGS)	G.S. Willmott (TSS)	77.3
1972-	D.J. Wilson (CEGS)	N.W. Martin (BGS)	S.S.B. Willmott (TSS)	M. Henderson (NC)	N. Spike (GT)	73.9
1973-	D. Wilson (CEGS)	M. Fallor (IGS)	C. Jones (GT)	D. Paratz (BGS)	G. Crammond (NC)	73.2
1974-	G. Boneham (TSS)	M. Hickey (GT)	P. James (BSHS)	M. Castrisos (CEGS)	I. Lea (TGS)	73.6
1975-	C. Fullagar (BSHS)	M. Castisos (CEGS)	M.C. Crouch (GT)	A. Maclean (BGS)	A. Seawright (TGS)	1:21.4
1976-	P. Spiro (BGS)	S.J. Beiolio (BSHS)	C.D. Seawright (TGS)	A.R. McMillan (CEGS)	T. Smith (GT)	71.8
1977-	C.D. Seawright (TGS)	G.A. Byram (CEGS)	T.D. Avery (TSS)	L. Brazier (BGS)	M.W. Scanlan (BSHS)	76.2
1978-	P. Beardmore (BGS)	G.A. Breakwell (BSHS)	D.K. Moffatt (BBC)	T. Gibbons (GT)	J.J. Poliard (TSS)	1:15.8
1979-	A.L. Haines (IGS)	N. Bailey (BBC)	N. Elmer (BGS)	G. Breakwell (BSHS)	R. Fogarty (GT)	1:11.40
1980-	L.W. Leech (IGS)	T.R. Wiltshire (BSHS)	M. Elmer (BGS)	T. Karydiz (TGS)	C. Price (GT)	1:11.94
1981-	B.J. Spencer (BSHS)	J.N. Bailey (BBC)	G.K. Moreton (BGS)	R.J. Hartley (TGS)	A.M. MacLachlan (TSS)	70.77
1982-	B. Simpson (BSHS)	P. Rosengren (GT)	B. Pascoe (TGS)	L. Doorackers (IGS)	I. Browne (TSS)	1:09.35
1983-	J.W. Lemberg (BSHS)	A.M. Browning (CEGS)	D.D. Strachan (BBC)	M.C. Malouf (GT)	H.M. Dignan (BGS)	1:12.46
1984-	C.V. Tobin (BSHS)	D.D.W. Strachan (BBC)	R. Clarke (GT)	M.W. Blackwell (CEGS)	G.R. McKinnon (TSS)	1:15.31
1985-	C.J. Davies (ACGS)	J.A. Bennett (BBC)	M.J. Fludder (GT)	C.A. Forster (BSHS)	G. Rogers (TSS)	1:11.60
1986-	R.J.S. Bryce (BBC)	P.W. Burton (BSHS)	M.J. Hutton (IGS)	P.K. Murray (NC)	N.P. Hobart (TSS)	1:10.23
1987-	R.J.S. Bryce (BBC)	D. Fielding (TSS)	J.M. Fenner (BGS)	P.L. Quinn (GT)	B.V. Clarke (TGS)	1:08.24
1988-	A. Egorov (GT)	W.W. Friese (GT)	J.M. Fenner (BGS)	S. Conaghan (NC)	D.J. Maclean (BBC)	1:11.17
1989-	T. Staunton-Smith (BGS)	T. Sayer (TSS)	D.J. Wadley (GT)	C.R. Watson (IGS)	S.G. Myers (BBC)	1:07.94
1990-	S.E. Lewis (BSHS)	N.J. Rollason (GT)	M. Hobson (TGS)	M.J. Kay (NC)	A.R. Lawson (BBC)	1:04.52
1991-	N.J. Rollason (GT)	J.R. Forster (BSHS)	R.K. Johansen (IGS)	D.J. Downie (BGS)	D.C. Hickey (NC)	1:09.41
1992-	R.J. Tuton (GT)	J.D. Griffiths (ACGS)	T.A. Goward (BBC)	C. Swainson (BSHS)	M. Stack (NC)	1:09.26
1993-	M.R. Chappel (GT)	C.J. Love (ACGS)	M.S. Stack (NC)	S.R. Metcalfe (BBC)	C.R. Swainson (BSHS)	1:09.74
1994-	H.E.A. Flouch (NC)	M.G. Tuton (GT)	C.J. Love (ACGS)	C.J. Daley (BSHS)	C.R. Thomas (BGS)	1:06.90
1995-	J.M. Winter (GT)	R.D. Harrison (ACGS)	H.E.A. Flouch (NC)	C.R. Thomas (BGS)	M.D. Thomas (TSS)	1:05.06
1996-	J.M. Winter (GT)	R.D. Harrison (ACGS)	D. Ford (IGS)	J.G. Bujang (NC)	R. Woodbridge (BSHS)	1:04.72
1997-	D.J. Over (ACGS)	S. Snelling (TGS)	D. Moran (BGS)	C.J. Kennedy (NC)	D. Wilson (IGS)	1:08.67
1998-	J.W. McCourt (NC)	B. Gourlay (TSS)	D.J. Chin (GT)	R. McDonald (BSHS)	M. Riley (BGS)	1:07.87
1999-	M. Riley (BGS)	B. Mateja (IGS)	R.J. Gordon (TSS)	M.E. Smith (NC)	R.B. Norris (ACGS)	1:03.94
2000-	B.S. Rickard (NC)	A. Clarke (BGS)	R. Gordon (TSS)	D.C.M. Allen (ACGS)	D.C. Mandeson (BBC)	1:07.21
2001-	S. Brodie (NC)	D. Allen (ACGS)	P. Alyuz (BSHS)	R. Chrzescijanski (IGS)	N.A. Ferris (GT)	1:06.87
2002-	S. Brodie (NC)	R.S. O'Neil (ACGS)	A. Brown (BGS)	J. Ledgerwood (TSS)	D.M. De Luca (GT)	1:08.35
2003-	C.D. Sprenger (GT)	W. Clewitt (TGS)	D. Johnson (BSHS)	T.R. Collins (TSS)	L. Gottke (IGS)	1:02.82 @
2004-	L.J. Wardley (TSS)	J.L. Campbell (NC)	M. Newman (IGS)	D. Brown (BGS)	M.J. Weatherley (ACGS)	1:07.82
2005-	G. Farquhar (BGS)	J.B. Tuton (GT)	M. Newman (IGS)	T. Evans (BSHS)	M. Ireland (TSS)	1:03.36
2006-	M. Newman (IGS)	M. Ireland (TSS)	C.R. Holgar (ACGS)	P.G. King (TGS)	T. Evans (BSHS)	1:07.14
2007-	J.L. DiBella (GT)	J.A. Dewhurst (BGS)	C. Fox (TSS)	J.P. Laverty (NC)	J.R. Achilles (ACGS)	1:06.34
2008-	A.L. Cois (BGS)	J.Achilles (ACGS)	L.Wood (TSS)	C.S. Silao (NC)	J.R. Cornish (GT)	1:08.79
2009-	B. Sykes (NC)	S.D. Blakeway (ACGS)	N. Pregelj (TSS)	M.J. Evans (BGS)	L.L. Allan (BBC)	1:07.40
2010-	B. Sykes (NC)	S.D. Blakeway (ACGS)	A. Cois (BGS)	T. Clarke (TSS)	A. M. Buckley (IGS)	1:06.65
2011-	B.Skyes (NC)	D.J Brown (ACGS)	S.J. Greene (BGS)	T.B. James (BBC)	S.A. Green (TGS)	1:06.77
2012-	J.K. Mathews (NC)	M. Pendall (ACGS)	P.R. Brittain (TGS)	B.M. Willoughby (TSS)	S. Greene (BGS)	1:08.43

# 50 Metre Butterfly: Under 13

Date	First	Second	Third	Fourth	Fifth	Time
1971-	A. Wilson (BGS)	R.H. McCowan (CEGS)	S. Crocker (BBC)	M. Crouch (GT)	A. Palm (NC)	32.7
1972-	R. Spiro (BGS)	W. Wakefield (BSHS)	B.T. Donovan (CEGS)	A. VandeVelde (GT)	P.J. McLeod (BBC)	31.4
1973-	J. Perkins (BGS)	S. Haberman (CEGS)	M.J. Spurner (IGS)	S. Davies (BBC)	R. Logan (BSHS)	32.00
1974-	S. Haberman (CEGS)	I. Ven Haeringen (BSHS)	T. McCawley (GT)	W. O'Leary (NC)	C. Wyllie (BGS)	32.9
1975-	S. Moffatt (BBC)	D. Pullinger (TSS)	R. Morrison (GT)	G. Beikoff (BGS)	C. Cornish (CEGS)	32.8
1976-	S.J. Moffatt (BBC)	R. VanderZant (BSHS)	A. Sambrook (BGS)	L. Muir (TSS)	L.W.S. Leich (IGS)	32.2
1977-	J.W. Ardon (IGS)	L.C. Muir (TSS)	M. Xavier (BGS)	A.K. Noyes (BSHS)	T. Dodson (GT)	32.1
1978-	B.D. Summerville (IGS)	R. Cope (BGS)	P.L. Down (BSHS)	B. Mulvihill (GT)	S.P. Gray (NC)	32.9
1979-	J. Sieben (BSHS)	R. McDonald (GT)	B.J. Kane (TSS)	B. McCarthy (BGS)	M.A. Freeman (CEGS)	31.59
1980-	R.S. Leighton (TSS)	G. Edwards (BSHS)	G. Hepple (TGS)	G. Boevink (NC)	B.J. Macdonald (IGS)	33.54
1981-	M. Mastromiciele (BSHS)	A.J. Kruth (BGS)	P.R. Burnie (TGS)	A.C. Scott (TSS)	X.F. Clarke (GT)	30.47
1982-	J. Ives-Plunkett (BSHS)	R. Pym (BGS)	T. Young (IGS)	C. Davies (TGS)	C. Finlay (BBC)	30.37
1983-	D.W. King-Christopher (TSS)	C.A. Logan (BSHS)	M.T. Lee (CEGS)	J.W. Fredencks (GT)	A.B.J. Scriven (BGS)	28.61
1984-	A.J. Baildon (TSS)	A.J. Lobie (BSHS)	A.W. Bale (BGS)	F.H. Bentley (BBC)	C.R. Ford (TGS)	29.74
1985-	A.J. Weston (ACGS)	P.T. Clancy (GT)	S.P. Burton (BSHS)	E.J. Nunn (IGS)	L. Maguire (NC)	30.69
1986-	P.T. Clancy (GT)	S.E. Lewis (BSHS)	K.J. Perkins (BBC)	A.W. Nichoisen (ACGS)	J.D. O'Neill (BGS)	30.33
1987-	D.A. Sheehan (BSHS)	M. Williams (TSS)	J.M. Lee (GT)	G.J. Taylor (ACGS)	D.J. Downie (BGS)	31.45
1988-	B.F. Martin (ACGS)	A. Dickson (NC)	M. Logan (BGS)	M.J. Stewart (GT)	P.K. Crump (BBC)	32.63
1989-	B.O. Nothing (ACGS)	P.J. Gibson (GT)	R.S. Ch'ng (BSHS)	S.J. Hewett (BGS)	B.C. Barnes (TSS)	30.16
1990-	D.J. Boxall (BSHS)	J.R. English (BBC)	M.J. Gordon (GT)	C. Bradshaw (TGS)	K.J. Hanna (IGS)	30.20
1991-	J. English (BBC)	S.M. Nothing (BGS)	J.P. Hoolveld (GT)	T.M. Smith (TSS)	S.K.C.Y. Liew (ACGS)	29.52
1992-	D.J. Holcombe (BSHS)	S. Kennedy (NC)	M.G. Sara (BBC)	C.J. Atkinson (TSS)	S.L. Rothman (BGS)	30.53
1993-	B.J. Andersen (NC)	D.L. Scutt (GT)	A.J. Harvey (BGS)	R. Cadd (IGS)	T. Unsworth-Smith (BBC)	30.04
1994-	T.A. Vanveen (BBC)	J.W. McCourt (NC)	M. Nowland (IGS)	B.M. Sprenger (GT)	B.J. Gourlay (TSS)	29.92
1995-	H. Leung (ACGS)	A.D. Timms (NC)	C.A. Besley (BBC)	M. Robinson (IGS)	S.T. Stewart (BGS)	28.89
1996-	A. Turner (TGS)	L.C. McBean (TSS)	M.R. Bowd (NC)	P.D. Rogers (BBC)	A. Hatton-Young (BGS)	29.61
1997-	D.J. Campbell (NC)	N.A. Ferris (GT)	A. Leeder (TGS)	A. Woodgate (BGS)	Z. She (IGS)	29.78
1998-	B.A. Dawson (NC)	S.B. Thomas (BBC)	H. Kikkawa (BGS)	J. Bovill (TGS)	S.J. Morton (GT)	29.93
1999-	G.A. Sparrow (TSS)	L.H.M. Lyons (BBC)	A. Dickey (TGS)	J.J. McGregor (ACGS)	W. Sellars (BGS)	29.28
2000-	J. Young (BGS)	M. Roe (IGS)	T.R. Jones (NC)	T.M. O'Shea (GT)	A.R. Carlton (BBC)	30.23
2001-	C. Young (BGS)	A.R. Carlton (BBC)	J.B. Tuton (GT)	D.E. Murphy (NC)	S. Clyde (TGS)	30.36
2002-	M. Rudolph (IGS)	A. Miller (BGS)	N. Whitburn (BSHS)	B.J. Donaldson (NC)	C. Close (ACGS)	29.78

## 50 Metre Butterfly: Under 13 (Continued)

2003-	J.R. Bruton (TSS)	M.J. Gregory (BBC)	J. Kibby (IGS)	A. Douglas (BGS)	D.J. Hansen (GT)	28.51 @
2004-	X. Crawford (TSS)	K.M. Tumata (NC)	J.S. Houghton (ACGS)	J.R. Cornish (GT)	T. Carlile (BSHS)	29.22
2005-	W.T. McGahan (GT)	C.T. Lane (NC)	N. McKendry (BGS)	M. Roettler (IGS)	M.D. Jardine (ACGS)	30.03
2006-	C. Fedrick (IGS)	L.G. Bailey (BGS)	H. Dolan (TSS)	A.G. Williams (ACGS)	S.M. O'Neill (GT)	30.14
2007-	Z. Featherstone (TSS)	L.A. McLean (ACGS)	H. Strathdee (IGS)	A. Prasad (BSHS)	H.J. Coburn (GT)	30.01
2008-	A. Pace (BBC)	A. Press (TSS)	M.D. Zammit (IGS)	J.A. McLoughlin (NC)	L.J. McMahon (GT)	29.60
2009-	K. Archangeli (BGS)	P. Pavlides (BBC)	T.W. Peabody (ACGS)	C.K. Magnay (NC)	B.A. Ashcroft (BSHS)	30.29
2010-	B. T. Lawson (TSS)	C.K. Magnay (NC)	L. M. Osbourne (GT)	J. P. McFerran (IGS)	E. J. McCorley (BGS)	29.57
2011-	N.J. Ebzery (BGS)	M.S. Statham (TSS)	B.S. Paties (BBC)	R.A. Kelly (GT)	M.B. Head (BSHS)	30.51
2012-	C.J. Parbery (BSHS)	J.W. Ford (IGS)	J.B. Herbert (NC)	B.J. Poon (TGS)	Z. Stubblety-Cook (ACGS)	29.53

## 50 Metre Butterfly: Under 14

Date	First	Second	Third	Fourth	Fifth	Time
1964-	R.H. Fry (CEGS)	C.B. Handy (GT)	A.W. Marcovich (NC)	D.M. Rylance (BBC)	C.B. Stitz (IGS)	34.5
1965-	G.J. Brough (TSS)	A.W. Clark (GT)	G. Short (BGS)	A.A. Hogue (CEGS)	G.P. Cameron (NC)	32.5
1968-	D.J. Unwin (CEGS)	K. Lascelles (BSHS)	G.R. Langdon (BBC)	R. Arundell (BGS)	R. Graham (TSS)	34.7
1969-	N. Martin (BGS)	D. Bellamy (BSHS)	D. Unwin (CEGS)	S. Masinello (NC)	M. Fitzwalter (GT)	31.6
1970-	R. Mowen (NC)	B. Fitzwalter (GT)	L. Miller (BSHS)	G. Leather (BGS)	D. Speight (TGS)	33.4
1971-	M. Tonelli (GT)	S. Holland (CEGS)	A.M. Reabum (TSS)	R. McCarthy (BSHS)	R.M. McGregor (BGS)	31.7
1972-	R.H. McCowan (CEGS)	A. Wilson (BGS)	S.T. Crocker (BBC)	R. Jones (GT)	B.W. Yarrow (IGS)	30.5
1973-	P. Spiro (BGS)	B. Donovan (CEGS)	W. Wakefield (BSHS)	A. Van de Velde (GT)	A. Mott (NC)	29.7
1974-	J. Perkins (BGS)	D. Yarrow (IGS)	D. Moffatt (BBC)	A. Watson (NC)	J. Butler (CEGS)	30.0
1975-	S. Haberman (CEGS)	I. Van Haeringen (BSHS)	S. Davies (TSS)	M. Maranta (GT)	C. Head (BBC)	30.8
1976-	G. Beikoff (BGS)	D. W. Pullinger (TSS)	S. Fidler (BSHS)	C.E. Cornish (CEGS)	C.J. Powell (CEGS)	33.6
1977-	D.R. Orbell (IGS)	J.H. Moffatt (BBC)	S.D. Fidler (BSHS)	A. Sambrook (BGS)	B.R. Cranstoun (CEGS)	30.8
1978-	J.W. Ardrion (IGS)	M.A. Packman (BSHS)	G.J. Trotman (NC)	T. Dodson (GT)	M. Xavier (BGS)	31.4
1979-	S. Lambert (BGS)	B. Summerville (IGS)	A. Watts (BSHS)	C. Williams (TSS)	J. McNamee (GT)	30.45
1980-	J. Sieben (BSHS)	P.W. Hammond (TSS)	D. Trenery (TGS)	J. Bush (NC)	R. McDonald (GT)	30.02
1981-	G. Boevink (NC)	R.J. Leighton (TSS)	S. Crane (BSHS)	M.A. Freeman (CEGS)	R.A. Cameron (BBC)	30.88
1982-	J. Brennan (BBC)	M. Mastromichele (BSHS)	P. Burnie (TGS)	S. Moore (CEGS)	A. Kurth (BGS)	28.91
1983-	J.S. Ives-Plunkett (BSHS)	R.D. Pym (BGS)	A.D. Sole (GT)	C.J. Finlay (BBC)	C.J. Davies (CEGS)	28.23
1984-	D.W. King-Christopher (TSS)	C.A. Logan (BSHS)	M.T. Lee (CEGS)	J.W. Fredericks (GT)	A.B.J. Scriven (BGS)	27.23
1985-	A.W. Bale (BGS)	T.J. Somes (BBC)	L.A. Waters (BSHS)	R.H. Gilroy (IGS)	C.R. Ford (TGS)	30.76
1986-	A.J. Weston (ACGS)	L. Maguire (NC)	S.R. Burton (BSHS)	B.T. Arnold (BBC)	T. Staunton-Smith (BGS)	28.89
1987-	P.T. Clancy (GT)	S.E. Lewis (BSHS)	J.D. O'Neill (BGS)	D.G. Fenton (BBC)	J.A. Molloy (NC)	29.29
1988-	D.A. Sheehan (BSHS)	M.S. Cruickshank (BGS)	A.G. Cook (GT)	A.J. Mowbray (TSS)	A.D. Clayton (BBC)	29.43
1989-	J.C. McAllister (ACGS)	C.R. Swainson (BSHS)	D.J. Clifford (GT)	M. Logan (BGS)	A.D. Dickson (NC0)	30.59
1990-	B.O. Nothing (BGS)	S.M. Logan (BSHS)	D.A. Dunworth (GT)	R.F. O'Rourke (TSS)	D.P. Moss (ACGS)	28.13
1991-	D.J. Boxall (BSHS)	L.A. Wallace (GT)	C. Bradshaw (TGS)	A. Herding (IGS)	K.A. Lacin (BGS)	28.08
1992-	J.R. English (BBC)	K.A. Lacin (BGS)	T.M. Smith (TSS)	A.J. Over (ACGS)	R. Russell (NC)	28.50
1993-	S.C. Kennedy (NC)	D.J. Holcombe (BSHS)	M.G. Sara (BBC)	J.D. Hayward (ACGS)	A.P. Challen (BGS)	28.35
1994-	B.J. Andersen (NC)	R.D. Scutt (GT)	R. Cadd (IGS)	A. Athanasiov (TGS)	R.A. Clarke (BBC)	29.54
1995-	J.W. McCourt (NC)	B.M. Sprenger (GT)	B.A. Norris (ACGS)	A.T. Yates (TSS)	G. Astill (IGS)	28.44
1996-	H. Leung (ACGS)	S. Stewart (BGS)	A.D. Timm (NC)	C.A. Besley (BBC)	B.A. Yates (TSS)	27.87
1997-	M.R. Bowd (NC)	A. Turner (TGS)	M. English (BBC)	A. Young (BGS)	R.J. te Kloot (ACGS)	28.96
1998-	D.J. Campbell (NC)	I. Goh (TSS)	A. Woodgate (BGS)	A. Leeder (TGS)	Z. She (IGS)	27.21
1999-	B.A. Dawson (NC)	S.B. Thomas (BBC)	T.A. Cunningham (TSS)	R.S. O'Neil (ACGS)	H. Kikkawa (BGS)	28.46
2000-	G. Sparrow (TSS)	L.H.M. Lyons (BBC)	W. Sellars (BGS)	C.R. Hillan (NC)	J. Johnson (IGS)	27.91
2001-	S.A. Price (NC)	M. Holt (BSHS)	J. Young (BGS)	P.J. Gleeson (BBC)	T.M. O'Shea (GT)	28.11
2002-	C. Young (BGS)	A.R. Carlin (BBC)	S. Clyde (TGS)	M. Lewis (BSHS)	B.F. Hutchinson (NC)	28.78
2003-	N. Whitburn (IGS)	J.E. Lane (TSS)	B.J. Donaldson (NC)	A. Miller (BGS)	M.C. Close (ACGS)	28.29
2004-	J.R. Bruton (TSS)	M.J. Gregory (BBC)	E.M. Barry (GT)	S. Moore (BGS)	J. Taylor (BSHS)	27.77
2005-	X. Crawford (TSS)	D.G. Keating (NC)	J.S. Houghton (ACGS)	A. Spence (IGS)	B. Mitchell (BSHS)	28.48
2006-	D.R. Powell (ACGS)	C.T. Lane (NC)	W.T. Schoch (BGS)	M. Roettler (IGS)	W.T. McGahan (GT)	28.62
2007-	C. Fedrick (IGS)	B. King (TSS)	L.G. Bailey (BGS)	S.M. O'Neill (GT)	B.J. Grabbe-Clare-Nazer (NC)	28.77
2008-	Z.J. Whenuaroa (NC)	Z. Featherstone (TSS)	C.R. Lloyd (IGS)	A.S. Prasad (BSHS)	H. Pullar (ACGS)	27.18 @
2009-	A. Press (TSS)	A. T. Pace (BBC)	M. D. Zammit (IGS)	L. M. Cronin (GT)	P. J. Soalheira (BSHS)	28.17
2010-	M. J. Sweeney (TGS)	J. D. Whenuaroa (NC)	K. G. Archangeli (BGS)	S. B. Horton (TSS)	T. W. Peabody (ACGS)	28.93
2011-	D.J. Richardson (TSS)	R. Brown (ACGS)	E.J. McCorley (BGS)	A.L. Haines (NC)	L.M. Osborne (GT)	28.13
2012-	B.N. McCarthy (TGS)	N. Ebzery (BGS)	M.B. Canham (IGS)	D.M. McConnell (BSHS)	B.J. Clough (NC)	28.43

## 50 Metre Butterfly: Under 15

Date	First	Second	Third	Fourth	Fifth	Time
1964-	B.R. Chambers (NC)	J.G. Sexton (GT)	D.J. Marrioh (CEGS)	J.W. Shand (TSS)	B. Bell (BSHS)	31.5
1965-	R.M. Fry (CEGS)	C.B. Haudy (GT)	D.M. Rylance (BBC)	A. Woolard (BSHS)	C. Stitz (IGS)	32.0
1968-	A. Shean (GT)	B. McGregor (TGS)	T. Hoskin (BBC)	R. Perry (BSHS)	R.M. Ramsay (TSS)	30.8
1969-	B. Cooper (BSHS)	R. Arundell (BGS)	G. Sanders (TGS)	R. Rayner (GT)	R. Graham (TSS)	31.5
1970-	N. Martin (BGS)	J. Van Opdenbosch (GT)	G. Frost (BSHS)	I. Birchley (CEGS)	S. Mowen (NC)	29.3
1971-	D.J. Unwin (CEGS)	G. Frost (BSHS)	D. Hall (NC)	A.I.K. Barbour (BBC)	G.J. Leather (BGS)	30.7
1972-	M. Tonelli (GT)	R. McGregor (BGS)	R. McCarthy (BSHS)	S.R. Holland (CEGS)	G.B. Boneham (TSS)	27.6
1973-	A. Wilson (BGS)	R. McCowan (CEGS)	S.J. Crocker (CEGS)	R. Jones (GT)	A. Wilson (NC)	28.6
1974-	P. Spiro (BGS)	D. Grout (CEGS)	W. Wakefield (BSHS)	M. Crouch (GT)	P. McLeod (BBC)	28.8
1975-	J. Perkins (BGS)	M. Spurrier (IGS)	J. Green (BSHS)	D. Moffatt (BBC)	A. Watson (NC)	29.3
1976-	S. Haberman (BGS)	C.D. Charles (CEGS)	J. McNamara (BSHS)	S.A. Davies (TSS)	A. Phillips (NC)	28.8
1977-	F.H. Vanderzant (BSHS)	D.W. Pullinger (TSS)	G. Beikoff (BGS)	C.E. Cornish (CEGS)	M. Green (GT)	31.6
1978-	D.R. Orbell (IGS)	S.J. Moffatt (BBC)	F.H. Van der Zant (BSHS)	A. Sambrook (BGS)	B.R. Cranstoun (CEGS)	28.6
1979-	M. Packman (BSHS)	J. Ardrion (IGS)	A. MacLachlan (TSS)	M. Xavier (BGS)	T. Dobson (GT)	28.68
1980-	S. Lambert (BGS)	S.E. Clark (BSHS)	B.D. Summerville (IGS)	S.J. Burton (TSS)	J. McNamee (GT0)	28.65
1981-	J.S. Sieben (BSHS)	P.W. Hammond (TGS)	J. Bush (NC)	R.J. McDonald (GT)	R.J. Thiele (BGS)	28.63
1982-	G. Boevink (NC)	P. Cobbin (IGS)	C. Tobin (BSHS)	R. Cameron (BBC)	R. Leighton (TSS)	28.81
1983-	J.M. Brennan (BBC)	M. Mastromichele (BSHS)	P.R.L. Burnie (TGS)	A.J. Kurth (BGS)	X.F. Clarke (GT)	27.60
1984-	J.S. Ives (BSHS)	R.D. Pym (BGS)	A.D. Sole (GT)	C.J. Finlay (BBC)	J.D. MacTaggart (TSS)	28.36
1985-	D. King-Christopher (TSS)	C.A. Logan (BSHS)	A.B.J. Scriven (BGS)	M.T. Lee (ACGS)	K.T. O'Donoghue (GT)	26.96
1986-	A.J. Baildon (TSS)	T.J. Somes (BBC)	L.A. Waters (BSHS)	D.A. Richardson (ACGS)	A. Egorov (GT)	26.83
1987-	B.T. Arnold (BBC)	A.J. Weston (ACGS)	S.P. Burton (BSHS)	E.J. Nunn (IGS)	E.M. Power (NC)	28.81
1988-	C.C. Hackett (TSS)	S.E. Lewis (BSHS)	D.G. Fenton (BBC)	J.D. O'Neill (BGS)	R.T. Clancy (GT)	28.38
1989-	A.R. Vary (BSHS)	M.S. Cruickshank (BGS)	T.A. Clayton (BBC)	M. Knobel (TSS)	A.G. Cook (GT)	27.26
1990-	J.C. McAllister (ACGS)	D.J. Clifford (GT)	C.R. Swainson (BSHS)	M. Logan (BGS)	M.S. Stack (NC)	28.33
1991-	B.O. Nothing (BGS)	D.A. Dunworth (GT)	S.M. Logan (BSHS)	P.F. O'Rourke (TSS)	S.G. Archibald (ACGS)	26.95
1992-	D. Boxall (BSHS)	D. Stiller (NC)	A.M. Herring (IGS)	D.C. Goward (BBC)	N.J. Marshall (ACGS)	27.46
1993-	J.R. English (BBC)	P.D. Michael (NC)	T.M. Smith (TSS)	J.P. Hoolwell (GT)	A.J. Over (ACGS)	26.94
1994-	S.C. Kennedy (NC)	F.J. Hutchison (BGS)	D.J. Holcombe (BSHS)	M.G. Sara (BBC)	D.J. Hayward (ACGS)	27.59
1995-	T. Harris (IGS)	B.J. Andersen (NC)	R.D. Scutt (GT)	A. Athanasiov (TGS)	T. Unsworth-Smith (BBC)	27.53
1996-	J.W. McCourt (NC)	B.M. Sprenger (GT)	H. Day (BGS)	G. Astill (IGS)	A. Wallace (BSHS)	27.54



## 50 Metre Butterfly: Under 15 (Continued)

1997-	H. Leung (ACGS)	S. Stewart (BGS)	M.E. Smith (NC)	M. Robinson (IGS)	B.A. Yates (TSS)	26.95
1998-	W.W.H. Dening (NC)	A. Tumer (TGS)	M. Skudlarski (IGS)	J.H. Jefferies (TSS)	M. Moran (BGS)	27.14
1999-	D.J. Campbell (NC)	A. Woodgate (BGS)	J.C. Hey (TSS)	M.J. DeAmbrosio (GT)	A. Leeder (TGS)	27.93
2000-	B.A. Dawson (NC)	S.B. Thomas (BBC)	J. Bird (TSS)	B.B. Smith (GT)	T. Beadle (BGS)	27.33
2001-	L.H.M. Lyons (BBC)	J. McGregor (ACGS)	G. Sparrow (TSS)	R.J. Hayes (NC)	W. Sellars (BGS)	27.34
2002-	S.A. Price (NC)	B. O'Bryan (TSS)	J. Young (BGS)	P.J. Gleeson (BBC)	J. Chandler (IGS)	28.03
2003-	E.E. Hannant (TSS)	C. Young (BGS)	M.J. Carroll (GT)	M. Rudolph (IGS)	A.R. Carlton (BBC)	27.75
2004-	R.C. Jovanovich (NC)	N. Whitburn (IGS)	M.C. Close (ACGS)	A. Miller (BGS)	J. Lane (TSS)	27.00
2005-	J.R. Bruton (TSS)	S. Moore (BGS)	M.L. Wilson (NC)	P. Hawkins (BSHS)	A. Fairweather (BBC)	26.86
2006-	X. Crawford (TSS)	J.S. Houghton (ACGS)	T.J. James (BBC)	K.R. Hindmarsh (NC)	A. Spence (IGS)	27.85
2007-	D.R. Powell (ACGS)	W.T. Schoch (BGS)	W.T. McGahan (GT)	C.T. Lane (NC)	R. Smith (TGS)	26.82
2008-	H.B. Taylor (BSHS)	Z. Dalby (ACGS)	C.M. Raven (IGS)	B. Wilmott (NC)	A. Mills (BBC)	27.47
2009-	Z. J. Whenuaroa (NC)	A. Digby (TSS)	H. J. Pullar (BGS)	A. S. Prasad (BSHS)	C. R. Lloyd (IGS)	26.09 @
2010-	A. Press (TSS)	D. S. Timbs (TGS)	J. M. Gilliland (NC)	A. T. Pace (BBC)	M. E. Pendall (ACGS)	26.91
2011-	C.F. Fasala (IGS)	M.J. Sweeney (TGS)	B.A. Ashcroft (BSHS)	S.P. Goodwin (TSS)	P.J. Pavlides (BBC)	26.62
2012-	D.J. Richardson (TSS)	L. Osborne (GT)	A.I. Haines (NC)	E. McCorley (BGS)	J.A. Cornwell (IGS)	27.41

## 50 Metre Butterfly: Under 16

Date	First	Second	Third	Fourth	Fifth	Time
1961-	N. Reynolds (CEGS)	M. Chagoury (NC)	R. Fingleton (GT)	J. Potts (TSS)	G. Dunne (BGS)	29 3/10
1962-	D. Milburn (GT)	H. Robertson (TSS)	J.W. Krimmer (CEGS)	P. Vaughan (BBC)	J. Lipscomb (NC)	31 1/5
1963-	G. Rayner (BSHS)	A. McLeod (BGS)	P. Lockhart (TSS)	M. Newell (BBC)	B. Zavattaro (NC)	30.5
1964-	R. Birch (BSHS)	H.H. Parkyn (BBC)	W.F. Luya (CEGS)	D.A. Cusack (GT)	E. Wellington (TSS)	29.9
1965-	D.J. Marriott (CEGS)	C. McLaughlin (BSHS)	J.G. Sexton (GT)	J.W. Shand (TSS)	M. Robson (BGS)	30.7
1968-	N. Proctor (GT)	K.P. McGregor (TGS)	L. Heathcote (BSHS)	G.W. Miller (BBC)	G.T. Harridge (BGS)	29.5
1969-	A. Shean (CEGS)	B. Carothers (BSHS)	T. Hoskin (BBC)	P. Ramsay (TSS)	L. Sampson (NC)	29.9
1970-	B. Cooper (BSHS)	R. Rayner (GT)	G. Sanders (IGS)	R. Graham (TSS)	J. De La Cruz (NC)	29.8
1971-	N.W. Madin (BGS)	D. Bellamy (BSHS)	G. Sanders (TGS)	I.N. Birchley (IGS)	R. Devlin (GT)	28.8
1972-	D.J. Unwin (CEGS)	D. McGovern (TGS)	G. Frost (BSHS)	G. Leather (BGS)	W. Fisher (GT)	29.4
1973-	M. Tonelli (GT)	S. Holland (CEGS)	R. McGregor (BGS)	G. Boreham (TSS)	W. Mill (BSHS)	27.7
1974-	A. Wilson (BGS)	R. McGowan (CEGS)	C. Going (BBC)	M. Wolter (NC)	B. Yarrow (IGS)	28.7
1975-	R. Spiro (BGS)	D. Grout (CEGS)	W. Wakefield (BSHS)	B. Abrahams (GT)	P. Fryer (BBC)	27.5
1976-	J. Perkins (BGS)	D. Atkins (BSHS)	D.B. Joseph (BBC)	M.J. Spurrier (IGS)	A. Harrison (NC)	29.6
1977-	S. Habermann (BGS)	G.K. Orbell (IGS)	C.D. Charles (CEGS)	I.A. Van Haeringen (BSHS)	C.R. Head (BBC)	28.1
1978-	M. Green (GT)	G.R. Seawright (IGS)	J.D. Peters (BSHS)	G. Beikoff (BGS)	C.J. Williams (CEGS)	30.56
1979-	D. Orbell (IGS)	S. Moffatt (BBC)	F. Van der Zant (BSHS)	M. Giantford (BGS)	P. Denham (GT)	27.82
1980-	M.A. Packman (BSHS)	J.W. Ardon (IGS)	M. Agnew (NC)	A.J. Waddell (BBC)	M. Xavier (BGS)	27.15
1981-	S.J. Lambed (BGS)	P.A. Scheib (TSS)	C.A. Parkyn (BSHS)	S.A. Lisle (TGS)	J.J. McNamee (GT)	27.35
1982-	J. Sieben (BSHS)	R. Hammond (IGS)	J. Bush (NC)	R. McDonald (GT)	R. Theile (BGS)	27.03
1983-	C.V. Tobin (BSHS)	G. Boevink (NC)	R.A. Cameron (BBC)	G.J. Hepple (IGS)	M.R. Magnusson (CEGS)	28.16
1984-	J.M. Brennan (BBC)	D.J. Armstrong (BSHS)	S. Dalton (GT)	P.R.L. Burnie (TGS)	K.N. Van As (CEGS)	26.80
1985-	P.W. Budon (BSHS)	R.D. Pym (BGS)	A.D. Sole (GT)	B. Van Der Zee (IGS)	N.R. Magnusson (ACGS)	27.92
1986-	A.B.J. Scriven (BGS)	J.W. Fredericks (GT)	B.V. Clarke (TGS)	A.J. Bales (IGS)	P.A. Stone (BBC)	27.84
1987-	A. Baildon (TSS)	D.A. Richardson (ACGS)	A. Egorov (GT)	T.J. Somes (BBC)	L.A. Waters (BSHS)	26.49
1988-	J.G. Emblin (BGS)	A.J. Weston (ACGS)	B.T. Arnold (BBC)	D.A. Newbery (BSHS)	E. Nunn (IGS)	28.16
1989-	S.E. Lewis (BSHS)	C.C. HackeH (TSS)	J.D. O'Neill (BGS)	D.G. Fenton (BBC)	C.J. McInerney (GT)	27.22
1990-	A.R. Vary (BSHS)	M.S. Cruickshank (BGS)	D.J. Collins (GT)	G.J. Taylor (ACGS)	T.A. Clayton (BBC)	26.13
1991-	J.C. McAllister (ACGS)	M.S. Stack (NC)	C.R. Swainson (BSHS)	A.R. Rollason (GT)	D.J. Best (IGS)	27.91
1992-	S. Logan (BSHS)	B.O. Nothing (BGS)	D.A. Dunworth (GT)	P.F. O'Rourke (TSS)	S.G. Archibald (ACGS)	26.38
1993-	D.J. Boxall (BSHS)	B.C. Glide (NC)	M.J. Gordon (GT)	C.E. Bradshaw (TGS)	N.J. Marshall (ACGS)	26.82
1994-	J.R. English (BBC)	P.D. Michael (NC)	S.M. Nothing (BGS)	A.J. Over (ACGS)	J.P. Hoolveld (GT)	26.33
1995-	P.D. Micheal (NC)	S.K.C.Y. Liew (ACGS)	F.J. Hutchison (BGS)	M. Mason (IGS)	G. Waiker (TGS)	26.80
1996-	C.G. Sullivan (NC)	T. Harris (IGS)	R.D. Scuih (GT)	T. Unsworth-Smith (BBC)	S. Snelling (TGS)	27.29
1997-	J.W. McCoult (NC)	G. Astill (IGS)	H. Day (BGS)	A. Rouse (BBC)	A. Wallace (BSHS)	26.52
1998-	H. Leung (ACGS)	M.E. Smith (NC)	S. Stewan (BGS)	J. Tuxford (TGS)	M.D. Howadh (BBC)	26.57
1999-	A. Turner (TGS)	W.W.H. Dening (NC)	T.R. Veitch (BBC)	M. Skudlarski (IGS)	M. Moran (BGS)	26.95
2000-	D.J. Campbell (NC)	A. Woodgate (BGS)	D.T. Martell (ACGS)	A. Seward (TSS)	P. Alyuz (BSHS)	26.73
2001-	R. Atkinson (TSS)	B.A. Dawson (NC)	A.J. Hosking (BBC)	B.B. Smith (GT)	M. Lowry (BGS)	26.84
2002-	R.J. Hayes (NC)	L. Lyons (BSHS)	J. Johnson (IGS)	J.J.C. McGregor (ACGS)	A.R. Dickey (TGS)	27.16
2003-	S.A. Price (NC)	B. O'Bryan (TSS)	M. Black (IGS)	J.R. Crunkhorn (GT)	J.H. Juhasz (ACGS)	27.21
2004-	E. Hannant (TSS)		M.J. Carroll (GT)	M. Rudolph (IGS)	H.R. Clentsmith (ACGS)	27.36
2005-	C. Young (BGS), tie					
2005-	T. McKendry (BGS)	R. Webber (IGS)	M.C. Close (ACGS)	M. Brooks (BSHS)	J. Lane (TSS)	27.12
2006-	M.A. Kressibucher (GT)	J.R. Bruton (TSS)	S.H. Moore (BGS)	C.S. Dunne (NC)	J. Taylor (BSHS)	26.57
2007-	B.J. Walkington (NC)	X. Crawford (TSS)	J.S. Houghton (ACGS)	N.J. Rider (GT)	A. Spence (IGS)	26.91
2008-	D. Powell (ACGS)	W.T. Schoch (BGS)	W.T. McGahan (GT)	C. Dreghorn (TSS)	C. Fedrick (IGS)	26.47
2009-	H. B. Taylor (BSHS)	C. M. Raven (IGS)	Z. T. Dalby (ACGS)	B. Wilmott (NC)	J. A. Saunders (BGS)	26.21
2010-	Z. J. Whenuaroa (NC)	H. J. Pullar (BGS)	T. Law (BBC)	M. A. Windsor (GT)	A. A. Bogicevic (ACGS)	26.09
2011-	A.F. Press (TSS)	J.M. Gilliland (NC)	M.E. Pendall (ACGS)	N.W. Traves (BGS)	B. Corry (BBC)	26.04 @
2012-	C.F. Fasala (IGS)	M.J. Sweeney (TGS)	R. Brown (ACGS)	S.P. Goodwin (TSS)	N. McGinley (BGS)	26.26

## 100 Metre Butterfly: Open

Date	First	Second	Third	Fourth	Fifth	Time
1961-	B. Munro (CEGS)	P. McMahon (NC)	J. Fenwick (BGS)	M. Oley (GT)	A. Long (TSS)	1.6 7/10
1962-	N.W. Reynolds (CEGS)	M. Oley (GT)	J. McMahon (NC)	H. Robinson (TSS)	G. Lawson (BBC)	1.5 4/5
1963-	N.W. Reynolds (CEGS)	R. Dunne (BSHS)	H. Robedson (TSS)	D. Milburn (GT)	P. Vaughan (BBC)	1.8.8
1964-	G. Rayner (BSHS)	T.M. Eriksen (CEGS)	P.E. Lockhart (TSS)	P. Dixon (TGS)	M.R. Newell (BBC)	1.10.9
1965-	R. Birch (BSHS)	J.M. Covacevich (BGS)	D.A. Cusack (GT)	W.F. Luya (CEGS)	P.E. Lockhart (TSS)	1.6.4
1968-	G.E. Shod (BGS)	R.H. Fry (CEGS)	D.M. Forster (BBC)	P.N. Nolan (NC)	K. Sandison (BSHS)	65.5
1969-	G. Brough (TSS)	G. Short (BGS)	K. McGregor (TGS)	N. Proctor (GT)	D. Rylance (BBC)	61.1
1970-	A. Shean (CEGS)	N. Proctor (GT)	B. Carothers (BSHS)	T. Hoskin (BBC)	R. Ramsay (TSS)	64.1
1971-	J. Van Opendenbosch (GT)	A. Shean (BSHS)	R. Hutton (BGS)	G.R. Langdon (BBC)	A.R. Clarke (IGS)	64.3
1972-	N.W. Madin (BGS)	J. Van Opendenbosch (GT)	D.J. Wilson (CEGS)	G.R. Padridge (TGS)	K. Lascelles (BSHS)	62.2
1973-	J. Van Opendenbosch (GT)	D. Wilson (CEGS)	C. Crozier (CEGS)	G. Leather (BGS)	D. McGovern (TGS)	63.1
1974-	M. Tonelli (GT)	N. Kemp (CEGS)	R. McGregor (BGS)	G. Boneham (TSS)	C. Green (BBC)	60.0
1975-	C. Going (BBC)	N. Kemp (CEGS)	A. Wilson (BGS)	M. Crouch (GT)	J. Potts (BSHS)	1.06.2
1976-	R. Spiro (BGS)	W. Wakefield (BSHS)	S.K. Payne (IGS)	D.W. Griut (CEGS)	A. Van de Velde (GT)	62.8
1977-	D.J. Atkins (BSHS)	J. Perkins (BGS)	M.J. Spurrier (IGS)	A.G. Thomson (BBC)	C.D. Seawright (TGS)	65.2
1978-	S. Habermann (BGS)	G.K. Orbell (IGS)	D.J. Atkins (BSHS)	A.G. Byram (CEGS)	C.R. Head (BBC)	1.02.6
1979-	G. Orbell (IGS)	D. Waterworth (BSHS)	G. Beikoff (BGS)	C. Cornish (CEGS)	M. Gordon (TSS)	1.03.16
1980-	S.J. Moffah (BBC)	F.H. Van der Zant (BSHS)	A.M. MacLachlin (TSS)	L.W. Leech (IGS)	A. Sambrook (BGS)	1.02.52
1981-	M.A. Packman (BSHS)	A.M. McLachlan (TSS)	J.W. Ardon (IGS)	G. Trotman (NC)	M.A. Xavier (BGS)	59.02
1982-	S. Clark (BSHS)	S. Lambed (BGS)	A. MacLachlan (TSS)	B. Mulvihill (GT)	S. Lisle (TGS)	58.77
1983-	J.S. Sieben (BSHS)	R.J. McDonald (GT)	B.J. Kane (TSS)	G.S. Jones (BGS)	R.W. Hammond (TGS)	56.24

## 100 Metre Butterfly: Open (Continued)

1984-	R.A. Cameron (BBC)	A.B. Tennant (BSHS)	G.J. Heppie (TGS)	P.J. Cobbin (IGS)	L.J. Crisp (TSS)	1.00.78
1985-	D.J. Ammstrong (BSHS)	R.A. Cameron (BBC)	X.F. Clarke (GT)	M.J. Mooney (IGS)	A.J. Kurth (BGS)	58.71
1986-	X.F. Cairke (GT)	P.W. Burton (BSHS)	J.C. Stevens (BBC)	M.G. Harrison (TGS)	E.A. Conaghan (NC)	58.89
1987-	C.A. Logan (BSHS)	A.B.J. Scriven (BGS)	M.T. Lee (ACGS)	J.W. Fredericks (GT)	R.J.S. Bryce (BBC)	1.00.45
1988-	A.J. Baildon (TSS)	D.J. Helgeson (BGS)	J.W. Fredericks (GT)	D.A. Richardson (ACGS)	M. Gallen (NC)	56.20
1989-	J.C. Cooper (BSHS)	D.J. Helgeson (BGS)	M.K. Fredericks (GT)	A.J. Weston (ACGS)	N.M. Kerr (NC)	56.91
1990-	J.C. Cooper (BSHS)	C.C. Hackett (TSS)	C.B. Wnght (NC)	J.D. O'Neill (BGS)	C.J. McInerney (GT)	57.11
1991-	C.C. Hackett (TSS)	R.K. Lyndon (GT)	D.R. Bitmead (IGS)	T. Clayton (BBC)	C.J. Meadmore (BGS)	58.83
1992-	J.C. McAllister (ACGS)	B.C. Hiddlestone (BBC)	C. Swainson (BSHS)	D.J. Clifford (GT)	S. Nash (NC)	59.31
1993-	B.O. Nothling (BGS)	D.A. Dunworth (GT)	S.M. Nash (NC)	P.F. O'Rourke (TSS)	J.D. Griffiths (ACGS)	58.49
1994-	B.O. Nothling (BGS)	G.P. Kleinhans (NC)	M.J. Gordon (GT)	N.J. Marshall (ACGS)	C. Bradshaw (TGS)	57.77
1995-	J.R. English (BBC)	A.J. Over (ACGS)	S.M. Nothling (BGS)	J.M. Winter (GT)	D.G. Smith (NC)	56.72
1996-	J.M. Winter (GT)	P.D. Michael (NC)	F. Hutchison (BGS)	S.K.C.Y. Liew (ACGS)	R. Cadd (IGS)	58.42
1997-	S.C. Kennedy (NC)	P. Brosgarth (GT)	G. Heidke (TGS)	T. Harris (IGS)	J. Wheeler (ACGS)	57.27
1998-	J.V. Santacaterina (NC)	R. Brosgarth (GT)	G. Heidke (TGS)	A.R. Rouse (BBC)	A. Wah-Judi (TSS)	58.93
1999-	H. Leung (ACGS)	G. Heidke (TGS)	M.E. Smith (NC)	S. Stewart (BGS)	P.A. Bures (GT)	57.96
2000-	M.E. Smith (NC)	P.A. Bures (GT)	M. Riley (BGS)	A. Turner (TGS)	M. Szkudlarski (IGS)	57.86
2001-	D.J. Campbell (NC)	S.B. Thomas (BBC)	J. Bird (TSS)	P. Alyuz (BSHS)	R. Beynon (IGS)	58.16
2002-	J. Bird (TSS)	S.B. Thomas (BBC)	M. Lowry (BGS)	C.R. Hillan (NC)	B.B. Smith (GT)	56.50
2003-	L. Brodie (NC)	J. Turnham (IGS)	L.J. Wardley (TSS)	B.B. Smith (GT)	A. Dickey (TGS)	57.65
2004-	M. Rock (TSS)	K.M. Richardson (NC)	M. Black (IGS)	T.M. Dunworth (GT)	R.A. Hayes (BBC)	56.73
2005-	M. Rock (TSS)	J. Hoek (IGS)	M.J. Carroll (GT)	N.S. Geva (ACGS)	M. Walter (BSHS)	56.61
2006-	A. Brown (TSS)	J. Hoek (IGS)	B.J. Donaldson (NC)	T.M. McKendry (BGS)	J.C. Houghton (ACGS)	57.82
2007-	S.H. Moore (BGS)	J. Doolan (TSS)	E.M. Barry (GT)	H. Samuela (BSHS)	K.R. Hindmarsh (NC)	57.83
2008-	J. Doolan (TSS)	L.G. Slattery (IGS)	B.J. Wallington (NC)	D.B. Palmer-Given (BGS)	N.J. Rider (GT)	56.84
2009-	C. Fedrick (IGS)	E. J. McKendry (BGS)	R. Pavoni (TSS)	L. Nattman (BSHS)	W. T. McGahan (GT)	57.29
2010-	C. Fedrick (IGS)	A. Cois (BGS)	B. Wilmott (NC)	A. S. Prasad (BSHS)	B. King (TSS)	55.62@
2011-	H.J. Pullar (BGS)	Z.J. Whenuaroa (NC)	D.S. Timbs (TGS)	L.W. Percy (TSS)	A.S. Prasad (BSHS)	57.34
2012-	A.F. Press (TSS)	Z.J. Whenuaroa (NC)	D.S. Timbs (TGS)	J. Mills (BBC)	M. Pendall (ACGS)	57.77

## 200 Metre Freestyle: Under 13

Date	First	Second	Third	Fourth	Fifth	Time
1971-	R. McCowan (CEGS)	B. Bendeich (BGS)	M. Crouch (GT)	S. Crocker (BBC)	J. Cameron (BSHS)	2.23.6
1972-	R. Bendeich (BGS)	A. Van de Velde (GT)	S. Harris (BSHS)	P.J. McLeod (BBC)	M. C. Patterson (CEGS)	2.20.5
1973-	G. Bendeich (BGS)	R. Morrison (GT)	C. Charles (CEGS)	P. Stock (BSHS)	B.R. Langlands (IGS)	2.22.5
1974-	R. Morrison (GT)	G. Byram (CEGS)	C. Wyllie (BGS)	I. Van Haeringen (BSHS)	R. Brandon (BBC)	2.25.4
1975-	R. Morrison (GT)	J. Hooper (BSHS)	S. Moffatt (BBC)	M. Hoey (BGS)	D. Pullinger (TSS)	2.19.3
1976-	L. Hogg (BSHS)	A. Sambrook (BGS)	S.J. Moffatt (BBC)	S.L. Muir (TSS)	D.W. Parsons (IGS)	2.17.1
1977-	L.C. Muir (TSS)	J.W. Ardon (IGS)	R.D. Victor (TGS)	M. Xavier (BGS)	R. Sydes (GT)	2.17.6
1978-	R. Cope (BGS)	C.L. Miller (BSHS)	S.J. Burton (TSS)	S.P. Gray (NC)	L.Q. Doorackers (IGS)	2.19.6
1979-	H. Steel (BSHS)	B. Kane (TSS)	G. Trenerry (TGS)	A. Smith (BGS)	W. Mortensen (GT)	2.16.74
1980-	A. Scott (TSS)	D. Booth (BSHS)	M.W. Blackwell (CEGS)	R. Swinton (BGS)	G. Heppie (TGS)	2.25.67
1981-	J.M. Brennan (BBC)	S.C. Moore (CEGS)	A.C. Scott (TSS)	X.F. Clarke (GT)	S.N. Ponton (IGS)	2.14.94
1982-	J. Ives-Plunkett (BSHS)	J. Plumber (IGS)	S. Gane (BGS)	J. Fredericks (GT)	L. Haywood (NC)	2.10.85
1983-	C.A. Logan (BSHS)	J.W. Fredericks (GT)	M.T. Lee (CEGS)	D.J. Watts (TGS)	M. Boevink (NC)	2.07.18
1984-	T. Cronshaw (BGS)	A. Egorov (BSHS)	D.J. MacLean (BBC)	A.J. Baildon (TSS)	C.R. Ford (TGS)	2.11.39
1985-	J.C. Cooper (BSHS)	J.A. McKeering (NC)	J.C. Seymour (ACGS)	C.P. Watson (IGS)	A.L.J. Cross (BGS)	2.13.68
1986-	K.J. Perkins (BBC)	C.R. Patterson (BSHS)	M.J. Buahay (NC)	C.J. McInerney (GT)	A.W. Nicholson (ACGS)	2.14.23
1987-	K.D. Eldridge (BSHS)	R.K. Lyndon (GT)	M.J. Keamey (NC)	T.D. Waggett (BGS)	A. Mowbray (TSS)	2.11.40
1988-	M. Logan (BGS)	M.J. Stewart (GT)	B.F. Martin (ACGS)	S.K. Ch'ng (BSHS)	B.C. Hiddlestone (BBC)	2.19.32
1989-	S.M. Logan (BSHS)	A.H. Flasks (ACGS)	P.J. Tuton (GT)	J.A. Baranoff (BGS)	P.F. O'Rourke (TSS)	2.12.65
1990-	D.J. Boxall (BSHS)	M.J. Gordon (GT)	N.J. Marshall (ACGS)	A.E. Dettrick (BBC)	A.M. Hourig (IGS)	2.14.01
1991-	C.R. Thomas (BGS)	L.M. Richmond (ACGS)	T.V.D. Walker (TSS)	G.M. Steggall (GT)	M.J. Roland (NC)	2.16.46
1992-	S. Kennedy (NC)	A.P. Challen (BGS)	S.K.C.Y. Liew (ACGS)	T. Sheehan (BSHS)	M.G. Sara (BBC)	2.04.56
1993-	P. R. Court (NC)	T. Harris (IGS)	D.J. Over (ACGS)	M.A. English (BBC)	D.J.D. Thomson (BGS)	2.18.76
1994-	W.B. Guthrie (GT)	R.W. Coote (NC)	M.Q.G. Bell (BGS)	A.T. Yates (TSS)	K.T.M. Playford (BBC)	2.04.49 @
1995-	M.E. Smith (NC)	B.J. Norris (ACGS)	G.R. Davies (BBC)	M.R. Macagn (GT)	N. Gourgaud (IGS)	2.11.34
1996-	M.R. Bowd (NC)	W. Briton (BGS)	M.J. English (BBC)	S.W. Eckstein (TSS)	B.C. Scoble (GT)	2.15.02
1997-	E. Hinschen (IGS)	R.G. Barker (NC)	L. Stanton (BGS)	R.J. Atkinson (TSS)	M.X. Callanan (GT)	2.15.83
1998-	A.J. Hutchinson (NC)	T.L. Cunningham (TSS)	N.R. Sprenger (GT)	T. Beadle (BGS)	S. Metyard (IGS)	2.10.87
1999-	L.H.M. Lyons (BBC)	G.S. Sparrow (TSS)	D. Johnston (BSHS)	A. Thompson (IGS)	A. Dickey (TGS)	2.13.02
2000-	S. James (BGS)	R.P. Freney (NC)	L. Linde (IGS)	B.L. Wheldon (ACGS)	R.I. Russell (GT)	2.13.46
2001-	D. Linde (IGS)	S.M. Sprenger (GT)	E. Hannant (TSS)	B.F. Hutchinson (NC)	S. Clyde (TGS)	2.07.12
2002-	J.A. Amberger (NC)	M. Newmann (IGS)	T. McKendry (BGS)	A. Turnbull (GT)	J.C. Houghton (ACGS)	2.11.54
2003-	S. Moore (BGS)	E.M. Barry (GT)	J. Kibby (IGS)	M.L. Wilson (NC)	J. Taylor (BSHS)	2.12.26
2004-	T.L. James (BBC)	J. Bailey (TSS)	R.R. Ryan (NC)	J.S. Houghton (ACGS)	D. Young (BGS)	2.12.02
2005-	N. McKendry (BGS)	A.J. Hughes (NC)	D.R. Powell (ACGS)	G.P. O'Brien (GT)	J. Britton (IGS)	2.13.94
2006-	H.B. Taylor (ACGS)	T.G. Sprenger (GT)	A. Digby (TSS)	A.J. Mills (BBC)	Z.A. Taylor (NC)	2.07.70
2007-	A. Digby (TSS)	L.A. McLean (ACGS)	J.M. Gilliland (NC)	A.B. Gibson (BBC)	H. Strathdee (IGS)	2.06.32
2008-	J.T. Pye (IGS)	J.A. McLoughlin (NC)	L.Percy (TSS)	D.L. Matthews (BSHS)	J.P. Pugh (BGS)	2.12.65
2009 -	C. F. Fasala (IGS)	K. G. Archangeli (BGS)	B. A. Ashcroft (BSHS)	P. Pavlides (BBC)	M. P. Jones (NC)	2.09.90
2010-	B. Lawson (TSS)	J. T. Seawright (GT)	C.R. Lewis (NC)	T.C. Rull (BSHS)	J.P. McFerran (IGS)	2.11.26
2011-	B.J. Oates (TGS)	B.N. McCarthy (NC)	O.J. Pye (IGS)	H.W. Stubbs (ACGS)	M.W. Strathman (TSS)	2.10.22
2012-	E. Mitchell (BBC)	C.R. McFaul (BSHS)	B.J. Poon (TGS)	J.D. Brazier (NC)	M. Petersen (BGS)	2.09.86

## 200 Metre Freestyle: Under 14

Date	First	Second	Third	Fourth	Fifth	Time
1964-	D.M. Rylance (BBC)	C.B. Stitz (IGS)	A.J. Holland (CEGS)	A. Woolard (BSHS)	M.D. Mowen (NC)	2.30.8
1965-	G.J. Brough (TSS)	G. Reid (BGS)	G. Feuerrigal (BSHS)	K.J. Sanderson (CEGS)	J.A. Quinn (GT)	2.23.8
1968-	S. Smith (BSHS)	G.R. Langdon (BBC)	P.F. Raward (TSS)	W.D. Gardiner (IGS)	G.J. Sanders (TGS)	2.23.4
1969-	S. Smith (BSHS)	N. Manin (BGS)	R. Devlin (GT)	D. Unwin (CEGS)	R. Reaburn (TSS)	2.17.3
1970-	G. Leather (BGS)	L. Miller (BSHS)	B. Fitzwalter (GT)	D. Speight (TGS)	R. Mowen (NC)	2.23.1
1971-	M. Tonelli (GT)	S. Holland (CEGS)	A.M. Reaburn (TSS)	P. Monroe (BSHS)	R.M. McGregor (BGS)	2.13.7
1972-	R.H. McCowan (CEGS)	A. Wilson (BGS)	R. Jones (GT)	S.J. Crocker (BBC)	J. Cameron (BSHS)	2.16.7
1973-	R. Thams (BGS)	B. Donovan (CEGS)	M. Crouch (GT)	S. Harris (BSHS)	P.J. McLeod (BBC)	2.13.3
1974-	G. Bendeich (BGS)	M. Spurrier (IGS)	P. Stock (BSHS)	C. Johnson (GT)	J. Butler (CEGS)	2.18.0
1975-	W. Greenhalgh (TSS)	T. McCawley (GT)	J. McNamara (BSHS)	C. Charles (CEGS)	C. Wyllie (BGS)	2.13.0
1976-	J. Hooper (BSHS)	G.R. Seawnght (TGS)	R. Morrison (GT)	I. Simpson (BGS)	D.W. Pullinger (TSS)	2.14.1
1977-	L.P. Hogg (BSHS)	A. Sambrook (BGS)	S.L. Muir (TSS)	L.W.S. Leech (IGS)	N. O'Hare (GT)	2.14.2
1978-	D.S. Frail (TSS)	S.J. Major (BSHS)	D.S. Verrenkamp (IGS)	T. Dobson (GT)	R.D. Victor (TGS)	2.17.7
1979-	S. Clark (BSHS)	R. Cope (BGS)	A. Dietz (TSS)	J. Hamilton (NC)	B. Mulvihill (GT)	2.09.32
1980-	H.W. Steel (BSHS)	G.D. Trenerry (TGS)	D.J. Mills (TSS)	T. Smith (BGS)	A.G. Woods (BBC)	2.16.33
1981-	G. Goodall (BSHS)	S. O'Driscoll (NC)	R.B. Swinton (BGS)	M.A. Freeman (CEGS)	R.J. Leighton (TSS)	2.11.55
1982-	J. Brennan (BBC)	C. Forster (BSHS)	S. Moore (CEGS)	X. Clarke (GT)	S. Ponton (IGS)	2.09.37
1983-	J.S. Ives-Plunkett (BSHS)	J.R. Plummer (IGS)	S.R. Gane (BGS)	A.M. O'Donoghue (GT)	J.R. Reeve (CEGS)	2.04.38



## 200 Metre Freestyle: Under 14 (Continued)

1984-	C.A. Logan (BSHS)	M.T. Lee (CEGS)	J.G. Plummer (IGS)	P.L. Quinn (GT)	A.B.J. Scriven (BGS)	2:02.44
1985-	T. Cronshaw (BGS)	W.W. Friese (IGS)	D.J. Maclean (BBC)	M.J. Gallen (NC)	D.R. Bodman (GT)	2:08.87
1986-	J. C. Cooper (BSHS)	E.J. Nunn (IGS)	J.A. McKeering (NC)	J.C. Seymour (ACGS)	A.L.J. Cross (BGS)	2:08.22
1987-	K.J. Perkins (BBC)	C.R. Patterson (BSHS)	M.J. Buhaj (NC)	D.J.G. Little (BGS)	C.J. McInerney (GT)	2:10.92
1988-	R.K. Lyndon (GT)	K.D. Eldndge (ACGS)	A.J. Mowbray (TSS)	J.R. Forster (BSHS)	M. Keamey (NC)	2:06.20
1989-	B.C. Hiddlestone (BBC)	M.J. Stewart (GT)	J.C. McAllister (ACGS)	M. Logan (BGS)	N. Harrold (IGS)	2:08.72
1990-	B.O. Nothling (BGS)	P.J. Gibson (GT)	A.H. Flaskas (ACGS)	R.M. Collie (BSHS)	D.J. Norris (NC)	2:09.73
1991-	K.A. Lacin (BGS)	J.D. Padis (BSHS)	B.J. Dittmar (NC)	M.J. Gordon (GT)	N.J. Marshall (ACGS)	2:11.72
1992-	M. Roland (NC)	K.A. Lacin (BGS)	L.M. Richmond (ACGS)	T.V.D. Walker (TSS)	G.M. Steggall (GT)	2:02.01
1993-	S.C. Kennedy (NC)	N.B. Baird (BSHS)	M.G. Sara (BBC)	M.D. Thomas (TSS)	S.K.C.Y. Liew (ACGS)	2:01.51 @
1994-	P.R. Court (NC)	J. Wheeler (ACGS)	D.C. Berndt (BGS)	T. Harris (IGS)	A. Flores (TGS)	2:10.41
1995-	W.B. Guthrie (GT)	S.T. Talbot-Cameron (NC)	A.T. Yates (TSS)	M.Q.G. Bell (BGS)	D.J. Taylor (ACGS)	2:02.25
1996-	M.E. Smith (NC)	G.R. Davies (BBC)	M.R. Macann (GT)	G.T. Scarce (TSS)	B.J. Norris (ACGS)	2:07.31
1997-	L.C. McBean (TSS)	M.R. Bowd (NC)	D. Muller (BBC)	W. Briton (BGS)	D. Patterson (IGS)	2:04.78
1998-	E. Hinschen (IGS)	I. Goh (TSS)	R.G. Barker (NC)	L. Stanton (BGS)	C.T. Gamaut (GT)	2:07.30
1999-	A.J. Hutchinson (NC)	N.R. Sprenger (GT)	T.A. Cunningham (TSS)	T. Beadle (BGS)	R.S. O'Neil (ACGS)	2:03.19
2000-	D. Johnston (BSHS)	C. Partridge (TSS)	A. Thompson (IGS)	L.M.H. Lyons (BBC)	S.A. Clarke (NC)	2:02.16
2001-	S. James (BGS)	J. Chandler (IGS)	R.P. Freney (NC)	A.P. Dillon (GT)	H. Moncrieff (TSS)	2:05.10
2002-	D. Linde (IGS)	E. Hannant (TSS)	S.M. Sprenger (GT)	A.R. Carlton (BBC)	B.F. Hutchinson (NC)	2:02.24
2003-	W.H. Han (TSS)	J.A. Amberger (NC)	M. Newman (IGS)	C.B. Massie (ACGS)	T. McKendry (BGS)	2:05.25
2004-	H. Samuela (BSHS)	C.H. Morrison (ACGS)	E.M. Barry (GT)	J. Moorfoot (TSS)	D.R. Price (NC)	2:04.04
2005-	B.J. Walkington (NC)	J. Bailey (TSS)	T.L. James (BBC)	H.W. Simmonds (ACGS)	D. Young (BGS)	2:03.47
2006-	E.J. McKendry (BGS)	H. Perkins (TSS)	G.P. O'Brien (GT)	D.R. Powell (ACGS)	A.J. Hughes (NC)	2:07.04
2007-	M. Larkin (BGS)	H.B. Taylor (ACGS)	T.G. Sprenger (GT)	A.J. Mills (BBC)	Z.A. Taylor (NC)	2:03.34
2008-	A. Digby (TSS)	H.W. Strathdee (IGS)	H. Pullar (ACGS)	K.J. Donaldson (NC)	L.A. Walker (BGS)	2:07.15
2009 -	J. T. Pye (IGS)	A. T. Pace (BBC)	J.A. McLoughlin (NC)	J. Van Nieuwburg (TSS)	D. L. Matthews (BSHS)	2:06.42
2010 -	C.F.Fasala (IGS)	S.B.Horton (TSS)	D.V. Oliver (NC)	P.J. Soalheira (ACGS)	R.J.Parker (BSHS)	2:04.20
2011-	J.T Seawright (GT)	T.C. Rull (BSHS)	J.R. Neilsen (TSS)	J.P. McFerran (IGS)	M.A. Carleton (ACGS)	2:06.05
2012-	B.J. Oates (TGS)	J. Taylor (ACGS)	J.T. Scully (IGS)	M.S. Statham (TSS)	B.I. Jason (NC)	2:02.72

## 200 Metre Freestyle: Under 15

Date	First	Second	Third	Fourth	Fifth	Time
1964-	B.R. Chambers (NC)	C. McLaughlin (BSHS)	B. McMahon (GT)	D.J. Marriott (CEGS)	B.J. Mecklem (BGS)	2:19.9
1965-	D.M. Rylance (BBC)	A.J. Holiand (CEGS)	M.C. Beatty (NC)	S. Beaver (BGS)	A. Woolard (BSHS)	2:21.2
1968-	B. McGregor (TGS)	A. Shean (GT)	T. Hoskin (BBC)	C.J. Brookes (CEGS)	B. Carothers (BSHS)	2:16.8
1969-	B. Cooper (BSHS)	G.R. Langdon (BBC)	R. Arundell (BGS)	P. Raward (TSS)	R. Rayner (GT)	2:11.7
1970-	J. Ven Opendenbosch (GT)	S. Smith (BSHS)	N. Madin (BGS)	D. Unwin (CEGS)	P. Lalor (NC)	2:07.7
1971 -	G. Frost (BSHS)	D.J. Unwin (CEGS)	G.J. Leather (BGS)	C. Jones (GT)	D. Speight (TGS)	2:14.8
1972-	M. Tonelli (GT)	S.R. Holland (CEGS)	P. Monroe (BSHS)	A.M. Reabum (TSS)	R. McGregor (BGS)	2:09.8
1973-	R. Jones (GT)	R. Beneich (BGS)	R. McCowan (CEGS)	M. Steel (BSHS)	S.J. Crocker (BBC)	2:12.4
1974-	R. Bendeich (BGS)	B. Donovan (CEGS)	M. Crouch (GT)	S. Harris (BSHS)	C. Farr (TGS)	2:11.1
1975-	D. Atkins (BSHS)	G. Bendeich (BGS)	C. Seawright (TGS)	A.G. Thompson (BBC)	G. Byram (CEGS)	2:11.3
1976-	W. Greenhalgh (TSS)	T. McCawley (GT)	G.A. Byram (CEGS)	M. Malley (BSHS)	P. Beardmore (BGS)	2:08.00
1977-	J.M. Hooper (BSHS)	G.R. Seawright (TGS)	R. Morrison (GT)	D.W. Pullinger (TSS)	M. Hoey (BGS)	2:11.5
1978-	F.H. Van der Zant (BSHS)	A. Saambrook (BGS)	L.C. Muir (TSS)	T. Karydis (TGS)	M. Dann (GT)	2:09.6
1979-	D.S. Frail (TSS)	T. Dobson (GT)	G. Trotman (NC)	B. Nagel (BSHS)	A. Lee (CEGS)	2:11.23
1980-	S.E. Clark (BSHS)	A.D. Dietz (TSS)	S. Chapman (BGS)	B. Mulvihill (GT)	B.D. Summerville (NC)	2:04.88
1981 -	J.L. Lemberg (BSHS)	G.D. Trenery (TGS)	A.J. Smith (BGS)	A.G. Woods (BBC)	D.J. Mills (TSS)	2:04.87
1982-	T. Halliday (BSHS)	L. Crisp (TSS)	G. Hepple (TGS)	B. McDonald (IGS)	S. Driscoll (NC)	2:00.80
1983-	J.M. Brennen	C.A. Forster (BSHS)	S.N. Ponton (IGS)	K.N. Van As (CEGS)	S. Gillespie (NC)	2:01.27
1984-	J. R. Plummer (IGS)	S.R. Gane (BGS)	P.W. Burton (BSHS)	A.M.O'Donoghue (GT)	G.J. Davies (CEGS)	2:03.81
1985-	C.A. Logan (BSHS)	P.L. Quinn (GT)	M.T. Lee (ACGS)	J.M. Fenner (BGS)	R.J. Godbolt (IGS)	2:00.57
1986-	T. Cronshaw (BGS)	M.J. Gallen (NC)	M.J. Fredencks (GT)	W.W. Friese (IGS)	F.H. Bently (BBC)	2:05.07
1987-	J.C. Cooper (BSHS)	J.A. McKeening (NC)	E.J. Nunn (IGS)	A.L.J. Cross (BGS)	W.D. Fredericks (GT)	2:03.80
1988-	C.C. HackeH (TSS)	K.J. Perkins (BBC)	S.E. Lewis (BSHS)	M.J. Buhaj (GT)	D.J.G. Little (BGS)	2:03.21
1989-	A.R. Vary (BSHS)	R.K. Lyndon (GT)	K.D. Eldridge (ACGS)	M.S. Cruickshank (BGS)	M.J. Kearney (NC)	2:00.02
1990-	B.C. Hiddlestone (BBC)	M.J. Stewart (GT)	J.C. McAllister (ACGS)	M. Logan (BGS)	A.A. Jordan (BSHS)	2:01.23
1991-	P.J. Gibson (GT)	R.O. Nothling (BGS)	A.H. Flaskas (ACGS)	R.M. Collie (BSHS)	T.R. Neylan (NC)	2:05.61
1992-	T.A.L. Nicholson (ACGS)	D. Boxall (BSHS)	D. Stiller (NC)	C.R. Mowbray (TSS)	K.J. Hanna (IGS)	1:59.59
1993-	R.A. Powells (BSHS)	L.M. Richmond (ACGS)	M.J. Roland (NC)	S.A. Cleghorn (BBC)	T.V.D. Walker (TSS)	2:00.85
1994-	S.C. Kennedy (NC)	N.B. Baird (BSHS)	M.G. Sara (BBC)	M.D. Thomas (TSS)	A.R. Challen (BGS)	1:59.56
1995-	R.D. Brosgarth (NC)	J. Wheeler (ACGS)	D.C. Berndt (BGS)	R.S. Brough (GT)	R.A. Clarke (BBC)	2:01.66
1996-	W.B. Guthrie (GT)	D.M. Bush (NC)	M. Bell (BGS)	P.F. McCallum (TSS)	K.T.M. Playford (BBC)	2:01.00
1997-	S.A. Bright (NC)	G. Davies (BBC)	M. Riley (BGS)	M.R. Macann (GT)	N. Gourgaud (IGS)	2:01.12
1998-	L.C. McBean (TSS)	R.P.S. McDonald (NC)	D.C. Muller (BBC)	W. Briton (BGS)	C. Mackay (ACGS)	1:59.89
1999-	E. Hinschen (IGS)	I. Goh (TSS)	B. Capell (BSHS)	L. Stanton (BGS)	R.G. Barker (NC)	2:05.71
2000-	N.R. Sprenger (GT)	A.J. Hutchinson (NC)	T. Cunningham (TSS)	M. Lowrey (BGS)	C.M. Perkins (BBC)	1:57.47
2001-	L. Brodie (NC)	D. Johnston (BSHS)	D.S.C. Cramb (BBC)	A. Thompson (IGS)	G. Sparrow (TSS)	2:01.76
2002-	S.James (BGS)	J. Chandler (IGS)	A.P. Dillon (GT)	J.H. Juhasz (ACGS)	H. Moncrieff (TSS)	2:01.22
2003-	D. Linde (IGS)	E.E. Hannant (TSS)	B.F. Hutchinson (NC)	M. Dewhurst (BGS)	S.M. Sprenger (GT)	1:58.68
2004-	D.J. van Velden (BBC)	B.J. Donaldson (NC)	T. McKendry (BGS)	S. Davies (TSS)	J.C. Houghton (ACGS)	1:57.22 @
2005-	J. Moorfoot (TSS)	E.M. Barry (GT)	N. Johnson (NC)	H. Samuela (BSHS)	M.J. Allen (BBC)	2:00.01
2006-	T.J. James (BBC)	J. Bailey (TSS)	B.J. Walkington (NC)	H.W. Simmonds (ACGS)	N.J. Rider (GT)	2:00.19
2007-	G.P. O'Brien (GT)	E.J. McKendry (BGS)	D.R. Powell (ACGS)	H. Perkins (TSS)	C.W. Gray (NC)	2:00.59
2008-	H.B. Taylor (BSHS)	Z.Dalby (ACGS)	Z.A. Taylor (BSHS)	C.M. Raven (IGS)	B.King (TSS)	2:01.83
2009 -	Z. Featherstone (TSS)	R. Eugster (NC)	H. J. Pullar (BGS)	O. J. Breakwell (BSHS)	H. W. Strathdee (IGS)	1:58.98
2010 -	J.A.McLoughlin (NC)	D. L. Matthews (BSHS)	B. M. Willoughby (TSS)	D. S. Timbs (TGS)	M. E. Pendall (ACGS)	2:03.45
2011-	C.F Fasala (IGS)	S.B. Horton (TSS)	D.V. Oliver (NC)	P.C. Mills (BBC)	G.D. Windso (GT)	2:00.18
2012-	J.P. McFerran (IGS)	T.C. Rull (BSHS)	J. Seawright (GT)	C.R. Lewis (NC)	M. Carleton (ACGS)	2:01.40

## 200 Metre Freestyle: Under 16

Date	First	Second	Third	Fourth	Fifth	Time
1937-	J. Stuart (TGS)	J. Petemman (IGS)	J. Hall (CEGS)	L. Hoey (BBC)	D. Arnold (BGS)	2:54 1/5
1939-	R.A. McGregor (CEGS)	T. McGrath (NC) R.J. Grant (GT)	G.M. D'Arcy (GT)	I. Hinwood (BBC)	G.J. Stuart (TGS)	2.49
1940-	A. Davidson (CEGS)	I.A. Hinwood (BBC)	E. O'Quilty (GT)	S.R. Leggo (BGS)	I. Smith (BSHS)	2:49 1/5
1941-	R. Mactaggart (CEGS)	J.K. Abbott (BGS)	E. Hunter (BSHS)	D. Hodges (NC)	S.G. Dnver (TGS)	2.40
1943-	I. Wright (CEGS)	W. Hinder (CEGS)	A. Hunter (BSHS)	J.B. Hutchings (BGS)	G.W. Tweedale (BBC)	2:55 3/5
1944-	G.J. Bendeich (CEGS)	I.D. Brown (BGS)	D. Clouston (TSS)	G.M. Card (TGS)	R. Johnson (BSHS)	2:43 4/5
1946-	T.W. Eady (TSS)	T. Jones (BSHS)	R. Ferner (CEGS)	F.R. Sullivan (GT)	R. Ashley (TGS)	2:42 2/5
1947-	J.R. Boast (BGS)	R.N. Gale (CEGS)	R. Hogarth (BSHS)	M. Trennery (TGS)	L.E. Wruck (GT)	2:46 3/10
1948-	K. Potts (BSHS)	M.W. Cameron (CEGS)	M. Crittenden (TSS)	T.A. Hickey (GT)	N.R. Smith (BBC)	2:42 7/10
1949-	D.O. Mason (CEGS)	K. Wacker (BGS)	R. Vorpagal (TGS)	D. Bird (BBC)	B. Deignan (NC)	2:35 4/10
1950-	H.A. Weld (GT)	D. Quinn (BSHS)	B.B. Noel (CEGS)	P. Hobler (BBC)	W. Bourke (NC)	2:31 8/10
1952-	C.J. Weld (GT)	W. Arnold (CEGS)	J. McCarthy (NC)	J. Quinn (BGS)	W.R. Raymond (TGS)	2.27
1953-	D.E. Palm (BBC)	B. Hawlins (CEGS)	N.M. Cooke (GT)	L.W. Shierlock (TSS)	R. Newman (BSHS)	2:31 7/10
1954-	R. Anderson (GT)	A. Sharpe (IGS)	T. Cichero (BGS)	J. O'Brien (NC)	R. Simmonds	2:53 2/5

## 200 Metre Freestyle: Under 16 (Continued)

1955-	B. Buggy (GT)	M. Barwick (NC)	M.R. Hooper (CEGS)	R. Delmodès (BBC)	A. Wali (BGS)	2.37 9/10
1956-	P. Eriksen (CEGS)	D. McCarthy (BBC)	J. Shay (NC)	A. Fingleton (GT)	P. Beal (BGS)	2.21 1/5
1957-	K. Fredericks (NC)	V.K. Huxley (TSS)	J. Dunsdon (GT)	R.C. Wippell (CEGS)	N. Potts (BGS)	2.24 4/5
1958-	E.B. Richards (GT)	N. Bomford (NC)	F. Graham (BBC)	G.H. Miller (CEGS)	A. Jordan (TSS)	2.27
1959-	J. Fingleton (GT)	F. Graham (BBC)	A. Board (CEGS)	R. Beaver (BGS)	R. Stitz (IGS)	2.19 3/5
1960-	T. McMahon (NC)	G. Mountseer (GT)	A.E.S. Board (CEGS)	C. Leagh-Murray (BGS)	R.S. Gregory (BBC)	2.19 4/5
1961-	N. Reynolds (CEGS)	J. Potts (TSS)	R. Fingleton (GT)	G. Dunne (BGS)	G. Ellwood (NC)	2.11 3/10
1962-	H. Robertson (TSS)	D. Milbum (TSS)	P.G. Mitchell (CEGS)	R. Morgan (BSHS)	J.A. Thorpe (BGS)	2.17 9/10
1963-	A. McLeod (BGS)	G. Rayner (BSHS)	P.J.D. Mearns (CEGS)	A. Lough (TSS)	J.C. Dixon (IGS)	2.18
1964-	R. Birch (BSHS)	R.N. Sweetman (CEGS)	T.A. Lipscomb (NC)	G.E. Handley (BGS)	R.E. Gregory (BBC)	2.17.8
1965-	D.J. Lloyd (CEGS)	G.L. Gardiner (NC)	B.F. McMahon (GT)	C. McLaughlin (BSHS)	P.F. Maloney (TSS)	2.17.1
1968-	B. Fisher (GT)	K. Nyberg (BSHS)	K.R. McGregor (TGS)	B.J. Martin (BGS)	R.R. Frail (TSS)	2.14.5
1969-	A. Shean (CEGS)	B. McGregor (TGS)	B. Carothers (BSHS)	R. Frail (TSS)	T. Hoskin (BBC)	2.13.2
1970-	B. Cooper (BSHS)	R. Devlin (GT)	G.R. Langdon (BBC)	R. Graham (TSS)	R. Magoffin (CEGS)	2.03.9
1971-	N.W. Martin (BGS)	S. Smith (BSHS)	R. Devlin (GT)	R. Lalor (NC)	M.F. Bolt (TSS)	2.05.2
1972-	G. Frost (BSHS)	D.J. Unwin (CEGS)	C. Webb (BGS)	C. Jones (GT)	D.J. Speight (TGS)	2.10.0
1973-	R. Jones (GT)	R. Bendeick (BGS)	R. McCowan (CEGS)	M. Steele (BSHS)	S. Crocker (BBC)	2.12.4
1974-	D. Oswin (BGS)	R. Jones (GT)	R. McCowan (CEGS)	M. Steel (BSHS)	S. Crocker (BBC)	2.06.8
1975-	S. Harris (BSHS)	R. Bendeich (BGS)	M. Van de Velde (GT)	B. Donovan (CEGS)	P. Hickey (TSS)	2.08.7
1976-	D. Atkins (BSHS)	G. Bendeich (BGS)	V.D. Prince (CEGS)	A.G. Thomson (BBC)	C. Johnson (GT)	2.09.0
1977-	T. McCawley (GT)	W. Greehalgh (TSS)	R. Beardmore (BGS)	I.A. Van Haeringen (BSHS)	R.B. Brandon (BBC)	2.07.2
1978-	G.R. Seawright (TGS)	L.R. Hogg (BSHS)	R. Morrison (GT)	M. Hoey (BGS)	S.L. Muir (TSS)	2.08.4
1979-	L. Hogg (BSHS)	A. Sambrook (BGS)	L.C. Muir (TSS)	L. Leech (IGS)	R. Duncan (NC)	2.05.54
1980-	T. Dobson (GT)	S.J. Major (BSHS)	A.G. Lee (CEGS)	J.W. Ardron (IGS)	R.D. Victor (TGS)	2.06.54
1981-	S.E. Clark (BSHS)	A.D. Dietz (TSS)	B. Mulvihill (GT)	A. Woodward (NC)	S.C. Chapman (BGS)	2.01.91
1982-	J. Lemberg (BSHS)	G. Trenerry (TGS)	A. Smith (BGS)	A. Woods (BBC)	B. Kane (TSS)	2.01.04
1983-	T.E. Halliday (BSHS)	M.C. O'Brien (GT)	L.J. Crisp (TSS)	G.J. Hepple (TGS)	B.J. MacDonald (IGS)	2.05.41
1984-	D.J. Armstrong (BSHS)	J.M. Brennan (BBC)	X.E. Clarke (GT)	A.J. Kurth (BGS)	K.N. Van As (CEGS)	1.58.53
1985-	C.R. Mellin (IGS)	A.D. Sole (GT)	A.I. Cribb (BGS)	B. Clatworthy (BSHS)	R.C. Macknish (ACGS)	2.03.37
1986-	C.A. Logan (BSHS)	R.L. Quinn (GT)	C. Mitchell (NC)	E.D. Barry (ACGS)	R.J. Godbolt (IGS)	1.56.87
1987-	M.K. Fredericks (GT)	T. Cronshaw (BGS)	M.J. Gallen (NC)	F.H. Bently (BBC)	W.W. Friese (IGS)	2.01.67
1988-	J.C. Cooper (BSHS)	J. McKeering (NC)	T.A. Sayer (TSS)	E. Nunn (IGS)	W.D. Fredericks (GT)	1.59.60
1989-	K.J. Perkins (BBC)	T.W. Penrose (TSS)	D.J.G. Little (BGS)	S.E. Lewis (BSHS)	A.A. Clarke (IGS)	1.59.36
1990-	D.A. Sheehan (BSHS)	R.K. Lyndon (GT)	K.D. Eldridge (ACGS)	J.A. Charlesworth (NC)	D.R. Bitmead (IGS)	1.57.30
1991-	B. Hiddlestone (BBC)	M.J. Stewart (GT)	M. Logan (BGS)	J.C. McAllister (ACGS)	A.A. Jordan (BSHS)	2.00.34
1992-	B.O. Nothling (BGS)	T. Mahony (NC)	P.J. Gibson (GT)	A.H. Flaskas (ACGS)	R. Collie (BSHS)	1.59.35
1993-	D.J. Boxall (BSHS)	N.J. Marshall (ACGS)	P.W. Stokes (BBC)	J.S. Turnbull (GT)	D.N. Faint (NC)	1.57.16
1994-	R.A. Powells (BSHS)	L.M. Richmond (ACGS)	M.O. Nothling (BGS)	M.J. Roland (NC)	G.M. Steggall (GT)	1.57.57
1995-	S.C. Kennedy (NC)	M.G. Sara (BBC)	D. Holcombe (BSHS)	D.W. Guthrie (GT)	S.R. Cox (ACGS)	1.56.16
1996-	P. Brogarth (GT)	J.B. Santacaterina (NC)	J. Wheeler (ACGS)	A. Athanasio (TGS)	R.A. Clarke (BBC)	1.58.02
1997-	W.B. Guthrie (GT)	R.W. Coote (NC)	M. Bell (BGS)	R.F. McCallum (TSS)	D.W. Shand (ACGS)	1.57.97
1998-	S.A. Bright (NC)	G.T. Scarce (TSS)	G.R. Davies (BBC)	R. Melloy (BGS)	S.C. Turnbull (GT)	2.00.54
1999-	L.C. McBean (TSS)	C.J. Nasato (NC)	C.T. Mackay (ACGS)	S. McElroy (BSHS)	R. Church (IGS)	1.58.88
2000-	E. Hinschen (IGS)	L. Stanton (BGS)	B. Capell (BSHS)	G.H. Clayton (NC)	M. Turnock (TSS)	2.04.29
2001-	N.R. Sprenger (GT)	A. Martin (BBC)	A.J. Hutchinson (NC)	T. Cunningham (TSS)	T. Beadle (BGS)	1.55.86 @
2002-	A. Thompson (IGS)	D. Johnston (BSHS)	L. Brodie (NC)	A.R. Dickey (TGS)	C.M. Perkins (BBC)	1.58.16
2003-	S. James (BGS)	J. Chandler (IGS)	D.C. Ritchie (TSS)	K.M. Richardson (NC)	A.P. Dillon (GT)	1.58.97
2004-	E. Hannant (TSS)	D. Linde (IGS)	C. Clarke (BSHS)	S.M. Sprenger (GT)	B.F. Hutchinson (NC)	1.56.36
2005-	D.J. Van Velden (BBC)	T. McKendry (BGS)	S. Davies (TSS)	B.J. Donaldson (NC)	B. Freese (IGS)	2.00.72
2006-	N.R. Johnston (NC)	J. Moorfoot (TSS)	E.M. Barry (GT)	A.J. Douglas (BGS)	H. Samuela (BSHS)	1.58.01
2007-	N.R. Johnston (NC)	J. Bailey (TSS)	H.W. Simmonds (ACGS)	T.J. Thomas (BBC)	N.J. Rider (GT)	1.56.89
2008-	G.P. O'Brien (GT)	E.J. McKendry (BGS)	D.Powell (ACGS)	K.Logan (IGS)	L.Thompson (TSS)	1.55.90
2009 -	H. B. Taylor (BSHS)	Z. A. Taylor (NC)	A. J. Mills (BBC)	T. Clarke (TSS)	Z. T. Dalby (ACGS)	1.58.54
2010-	A. Digby (TSS)	R. Eugster (NC)	O. J. Breakwell (BSHS)	H. J. Pullar (BGS)	J. P. Merrilees (ACGS)	2:01.14
2011-	R.C. Gerlach (ACGS)	M.J. Mincham (TSS)	J.A. McLoughlin (NC)	W.H. Lane (TGS)	J.W. Mills (BBC)	2.00.49
2012-	C.F. Fasala (IGS)	S.B. Horton (TSS)	M.H. Kwong (NC)	P. Mills (BBC)	G. Windsor (GT)	1:57.36

## 200 Metre Freestyle: Open (New Event, 1978)

Date	First	Second	Third	Fourth	Fifth	Time
1978-	D.J. Atkins (BSHS)	G.K. Orbell (IGS)	T. McCawley (GT)	G.A. Byram (CEGS)	R. Beardmore (BGS)	2.05.00
1979-	R. Nagel (BSHS)	G. Orbell (IGS)	M. Green (GT)	S. Muir (TSS)	R. Milroy (BGS)	2.04.50
1980-	L.R. Hogg (BSHS)	A. Sambrook (BGS)	R. Duncan (NC)	L.W. Leech (IGS)	S.G. Watson (TSS)	2.03.88
1981-	A.M. Wilson (BSHS)	T.H. Dodson (GT)	C.G. Chapman (BGS)	R.D. Victor (TGS)	J.W. Ardron (IGS)	2.03.29
1982-	S. Clark (BSHS)	A. MacLachlan (TSS)	T.H. Dodson (GT)	S. Chapman (BGS)	A. Woodward (NC)	2.02.04
1983-	J.W. Lemberg (BSHS)	A.G. Woods (BBC)	A.J. Smith (BGS)	R.W. Zinn (IGS)	M.C. Waugh (NC)	1.58.14
1984-	M.R. Magnusson (CEGS)	R.A. Cameron (BBC)	M.C. O'Brien (GT)	L.T. Crisp (TSS)	B.R. MacDonald (IGS)	2.04.00
1985-	D.J. Armstrong (BSHS)	M.J. Mooney (IGS)	X.F. Clarke (GT)	A.J. Kurth (BGS)	C.J. Davies (ACGS)	1.57.16
1986-	X.F. Clarke (GT)	A.I. Cribb (BGS)	N.G. Magnusson (ACGS)	N. Myles-Edelsten (TSS)	G.C. McKie (BBC)	2.02.44
1987-	C.A. Logan (BSHS)	R.L. Quinn (GT)	R.J. Godbolt (IGS)	E.D. Barry (ACGS)	R.A. Stone (BBC)	1.57.61
1988-	F.H. Bently (BBC)	M.K. Fredericks (GT)	M. Gallen (NC)	D.J. Helgeson (BGS)	W.W. Friese (IGS)	2.01.62
1989-	J.C. Cooper (BSHS)	D.J. Helgeson (BGS)	M. Humphreys (BBC)	J.A. McKeering (NC)	W.D. Fredericks (GT)	1.57.68
1990-	K.J. Perkins (BBC)	T.W. Penrose (TSS)	S.E. Lewis (BSHS)	L.B. Little (BGS)	C.B. Wright (NC)	1.59.80
1991-	K. Perkins (BBC)	C.C. Hackett (TSS)	K.D. Eldridge (ACGS)	R.K. Lyndon (GT)	H.M. Collie (BSHS)	1.52.36
1992-	K. Herrod (BSHS)	M.J. Stewart (GT)	B.C. Hiddlestone (BBC)	B. McGregor (NC)	J.C. McAllister (ACGS)	1.54.93
1993-	B.O. Nothling (BGS)	M.P. Chappel (GT)	T.K. Mahony (NC)	C.M. Ballinger (BBC)	B. Dixon (TSS)	1.58.68
1994-	D.J. Boxall (BSHS)	L.F. Brown (NC)	C.R. Thomas (BGS)	P.W. Stokes (BBC)	J.S. Turnbull (GT)	1.57.58
1995-	L.M. Richmond (ACGS)	J.R. English (BBC)	C.R. Thomas (BGS)	M.J.T. Roland (NC)	G.M. Steggall (GT)	1.56.81
1996-	S.C. Kennedy (NC)	L.M. Richmond (ACGS)	M.D.S. Thomas (TSS)	M.G. Sara (GT)	J. Salomaa (TGS)	1.55.65
1997-	S.J. Kesby (NC)	R.D. Faulkner (TSS)	P. Brogarth (GT)	R. Clarke (BBC)	G. Heidke (TGS)	1.56.40
1998-	R.D. Faulkner (TSS)	S.J. Kesby (NC)	R. Brogarth (GT)	D. Bemdt (BGS)	J. McAully (IGS)	1.55.58
1999-	S.A. Bright (NC)	G. Heidke (TGS)	M. Riley (BGS)	S.C. Turnbull (GT)	G.T. Scarce (TSS)	1.59.25
2000-	R.P. McDonald (NC)	L. McBean (TSS)	S. Morgan (BSHS)	P.A. Bures (GT)	D.C. Muller (BBC)	1.55.25
2001-	R.P.S. McDonald (NC)	S. Morgan (BSHS)	J. Bird (TSS)	T.C. Cole (GT)	C. Mackay (ACGS)	1.57.19
2002-	N.R. Sprenger (GT)	A.J. Hutchinson (NC)	T. Cunningham (TSS)	A. Martin (BBC)	S.J. Bassett (ACGS)	1.52.29 @
2003-	A.J. Hutchinson (NC)	A. Thompson (IGS)	D. Johnston (BSHS)	D. Millwain (TSS)	C.D. Sprenger (GT)	1.56.27
2004-	D. Johnston (BSHS)	D. Millwain (TSS)	L. Brodie (NC)	J. Chandler (IGS)	S. James (BGS)	1.54.39
2005-	E. Hannant (TSS)	R.J. Hilder (NC)	C. Hamer (IGS)	M.J. Weatherley (ACGS)	M. Dewhurst (BGS)	1.55.02
2006-	D.J. Van Velden (BBC)	A. Brown (TSS)	J.A. Amberger (NC)	M. Brooks (BSHS)	T.M. McKendry (BGS)	1.54.47
2007-	J. Moorfoot (TSS)	E.M. Barry (GT)	S.H. Moore (BGS)	K.M. Crawford (NC)	M. Brooks (BSHS)	1.56.04
2008-	N.R. Johnston (NC)	H.Simmonds (ACGS)	J.Bailey (TSS)	R.J. Donald (BSHS)	L.G. Slattery (IGS)	1.56.17
2009 -	T. Parris (TSS)	E. J. McKendry (BGS)	N. J. Rider (GT)	L. L. Allan (BBC)	R. J. Donald (BSHS)	1.55.22
2010-	Z.A. Taylor (NC)	A.J. Mills (BBC)	C. Fedrick (IGS)	S. D. Blakeway (ACGS)	L. G. Bailey (BGS)	2:01.53
2011-	J.P. Merrilees (ACGS)	R. Eugster (NC)	O.J. Breakwell (BSHS)	P.J. McInerney (GT)	F.H. Hope (BBC)	1.59.08
2012-	J.A.McLoughlin (NC)	M.J. Mincham (TSS)	R. Gerlach (ACGS)	W.H. Lane (TGS)	S. Pegg (BBC)	1:57.63

## 200 Metre Medley Relay: Under 13

Date	First	Second	Third	Fourth	Fifth	Time
1974-	BGS	CEGS	GT	NC	BSHS	2.17.1
1975-	BGS	BBC	CEGS	GT	TGS	2.28.4
1976-	BSHS	BGS	GT	CEGS	BBC	2.24.6
1977-	IGS	GT	TSS	BSHS	BGS	2.22.4
1978-	BSHS	BGS	GT	IGS	NC	2.19.2
1979-	BSHS	TSS	GT	BGS	TGS	2.27.11
1980-	BSHS	CEGS	TSS	BGS	TGS	2.21.31
1981-	BSHS	BGS	BBC	GT	TGS	2.14.89
1982-	BSHS	IGS	BGS	GT	TGS	2.14.99
1983-	BSHS	TSS	CEGS	BGS	GT	2.12.71
1984-	BSHS	TSS	BGS	BBC	CEGS	2.15.81
1985-	BGS	BSHS	IGS	TSS	BBC	2.17.18
1986-	NC	BSHS	ACGS	BBC	GT	2.13.75
1987-	GT	BGS	BSHS	NC	ACGS	2.12.72
1988-	ACGS	GT	BGS	NC	BBC	2.16.36
1989-	GT	BGS	ACGS	BSHS	TSS	2.10.72
1990-	GT	BSHS	ACGS	BBC	TSS	2.11.02
1991-	BGS	ACGS	TSS	GT	BSHS	2.11.50
1992-	NC	BSHS	ACGS	BGS	TSS	2.08.44
1993-	NC	BGS	BBC	ACGS	TGS	2.12.65
1994-	GT	NC	BBC	BGS	ACGS	2.11.37
1995-	ACGS	NC	BGS	GT	BSHS	2.10.14
1996-	NC	BBC	BGS	GT	ACGS	2.11.31
1997-	NC	GT	IGS	BGS	BBC	2.10.03
1998-	BBC	BGS	NC	GT	ACGS	2.09.75
1999-	BBC	IGS	TGS	NC	TSS	2.09.67
2000-	IGS	NC	BGS	GT	ACGS	2.12.05
2001-	BGS	IGS	GT	BBC	ACGS	2.08.97
2002-	IGS	NC	ACGS	BSHS	BBC	2.07.01
2003-	GT	BGS	TSS	NC	BSHS	2.10.21
2004-	TSS	IGS	NC	ACGS	BSHS	2.07.48
2005-	NC	GT	TSS	IGS	ACGS	2.09.56
2006-	IGS	ACGS	NC	TSS	BGS	2.08.36
2007-	TSS	IGS	ACGS	BSHS	NC	2.10.95
2008-	NC	IGS	TSS	BSHS	BBC	2.10.41
2009-	BGS	NC	BSHS	IGS	TSS	2.12.36
2010-	NC	GT	BGS	BSHS	IGS	2:07.50
2011-	TGS	BGS	BSHS	IGS	ACGS	2:06.56 ®
2012-	BSHS	ACGS	IGS	BGS	NC	2:07.04

## 300 Metre Freestyle Relay: Under 13

Date	First	Second	Third	Fourth	Fifth	Time
1964-	BGS	GT	NC	BBC	BSHS	3.20.1
1965-	GT	CEGS	BBC	NC	TSS	3.19.8
1968-	CEGS	GT	BGS	TSS	NC	3.17.7
1969-	GT	NC	BGS	TSS	BSHS	3.16.4
1970-	TSS	BSHS	GT	CEGS	BGS	3.12.7
1971-	BGS	CEGS	NC	GT	BSHS	3.13.8
1972-	BGS	CEGS	GT	NC	IGS	3.04.7
1973-	BGS	GT	CEGS	BSHS	IGS	3.9.9
1974-	BGS	GT	BSHS	CEGS	NC	3.13.3
1975-	BSHS	BGS	GT	NC	CEGS	3.16.0
1976-	NC	BSHS	BGS	CEGS	GT	3.12.4
1977-	BGS	GT	BSHS	CEGS	TSS	2.18.8
1978-	BSHS	BGS	GT	NC	TSS	3.11.1
1979-	BGS	GT	BSHS	CEGS	NC	3.09.12
1980-	GT	BGS	BSHS	NC	TGS	3.11.89
1981-	BSHS	BGS	CEGS	GT	TGS	3.13.34
1982-	GT	BSHS	IGS	BGS	BBC	3.10.70
1983-	GT	BGS	NC	IGS	TSS	3.11.77
1984-	BGS	GT	IGS	TSS	BSHS	3.07.91
1985-	GT	NC	BGS	BBC	ACGS	3.04.89
1986-	NC	IGS	BGS	ACGS	BBC	3.09.31
1987-	GT	BGS	BSHS	NC	ACGS	3.06.12
1988-	BGS	IGS	GT	BBC	NC	3.06.37
1989-	GT	BGS	IGS	ACGS	NC	3.07.07
1990-	ACGS	BGS	BBC	IGS	NC	3.06.51
1991-	ACGS	GT	NC	BGS	TSS	3.05.36
1992-	BGS	NC	ACGS	GT	BBC	3.03.95
1993-	NC	ACGS	BGS	TSS	BSHS	3.00.26
1994-	NC	TSS	IGS	GT	BGS	3.03.27
1995-	NC	BBC	GT	TSS	BGS	3.01.88
1996-	NC	TSS	BBC	BGS	GT	2.59.98
1997-	NC	BGS	TSS	GT	ACGS	2.58.84
1998-	NC	TSS	BGS	GT	BBC	2.59.99
1999-	BGS	NC	TSS	GT	ACGS	3.05.19
2000-	BGS	GT	NC	TSS	IGS	2.54.22
2001-	BGS	TSS	NC	IGS	BBC	2.58.58
2002-	BGS	NC	GT	ACGS	BBC	2.53.16
2003-	BGS	NC	GT	BBC	ACGS	2.53.30
2004-	NC	GT	BGS	TSS	BBC	2.56.73
2005-	BGS	NC	IGS	ACGS	BBC	2.51.68 @
2006-	BGS	GT	BBC	NC	ACGS	2.53.94
2007-	GT	NC	ACGS	BBC	BGS	2.59.05
2008-	BBC	NC	BGS	ACGS	GT	2.58.54
2009-	BBC	NC	GT	ACGS	IGS	2.59.99
2010-	BGS	NC	BBC	ACGS	GT	3.00.63
2011-	BSHS	GT	BGS	NC	TGS	3.05.15
2012-	BSHS	BGS	BBC	NC	GT	2:54.25

## 200 Metre Medley Relay: Under 14

Date	First	Second	Third	Fourth	Fifth	Time
1974-	BGS	GT	CEGS	NC	TGS	2.14.5
1975-	BGS	CEGS	TSS	BSHS	BBC	2.19.3
1976-	BSHS	BGS	IGS	TSS	CEGS	2.20.1
1977-	BSHS	IGS	BGS	CEGS	BBC	2.14.5
1978-	BSHS	IGS	BGS	GT	CEGS	2.14.5
1979-	BSHS	TSS	BGS	GT	CEGS	2.08.72
1980-	BSHS	GT	TSS	TGS	IGS	2.12.6



## 200 Metre Medley Relay: Under 14 (Continued)

1981-	BSHS	BGS	GT	CEGS	TGS	2 14.62
1982-	BSHS	CEGS	GT	BGS	BBC	2.05.30
1983-	BSHS	IGS	BGS	CEGS	BBC	2.04.36
1984-	BSHS	TSS	CEGS	NC	BGS	2.05.34
1985-	BGS	GT	BBC	ACGS	BSHS	2.08.42
1986-	BSHS	BGS	IGS	BBC	TSS	2.09.06
1987-	BSHS	NC	BGS	GT	BBC	2.05.36
1988-	BGS	BSHS	GT	BBC	ACGS	2.06.69
1989-	ACGS	GT	BBC	BGS	BSHS	2.07.98
1990-	GT	BGS	ACGS	BSHS	TSS	2.00.57
1991-	BSHS	GT	ACGS	BGS	BBC	2.04.13
1992-	ACGS	BGS	BBC	TSS	GT	2.04.93
1993-	NC	BSHS	GT	BGS	BBC	2.01.73
1994-	NC	BGS	TGS	BBC	ACGS	2.04.75
1995-	GT	NC	BGS	ACGS	BBC	2.03.84
1996-	ACGS	BGS	GT	NC	IGS	2.04.16
1997-	BBC	NC	ACGS	BGS	TGS	2.06.00
1998-	IGS	TSS	GT	NC	BGS	2.02.84
1999-	BGS	BBC	NC	GT	IGS	2.04.03
2000-	BBC	NC	GT	IGS	TSS	2.02.54
2001-	NC	BGS	GT	IGS	TSS	1.59.87
2002-	BGS	BBC	GT	BSHS	IGS	2.02.65
2003-	IGS	ACGS	NC	BGS	TSS	1.59.78 ®
2004-	BSHS	GT	NC	BGS	TSS	2.01.14
2005-	NC	TSS	ACGS	IGS	BGS	2.00.37
2006-	GT	NC	IGS	ACGS	TSS	2.04.21
2007-	BGS	ACGS	IGS	NC	TSS	2.02.23
2008-	TSS	IGS	ACGS	BSHS	NC	2.03.58
2009 -	IGS	NC	TSS	BGS	ACGS	2.01.66
2010-	NC	BGS	ACGS	TSS	BSHS	2:01.94
2011-	NC	ACGS	BGS	GT	TSS	2.00.08
2012-	TGS	BGS	IGS	ACGS	BSHS	1:58.64 ®

## 300 Metre Freestyle Relay: Under 14

Date	First	Second	Third	Fourth	Fifth	Time
1947-	NC	CEGS	GT	BSHS	TSS	3.52 4/5
1948-	GT	CEGS	NC	TSS	BGS	3.37 4/5
1949-	CEGS	GT	NC	BBC	BSHS	3.36 4/5
1950-	GT	NC	CEGS	BBC	TSS	3.28 1/10
1952-	GT	BBC	CEGS	NC	TGS	3.37 8/10
1953-	GT	NC	BBC	TSS	BSHS	3.2 3/4
1954-	NC	CEGS	GT	BBC	TSS	3.23 9/10
1955-	CEGS	TSS	GT	NC	BBC	3.22 3/5
1956-	GT	CEGS	NC	TSS	BBC	3.19 4/5
1957-	GT	CEGS	NC	BGS	BBC	3.34 4/5
1958-	GT	CEGS	NC	TSS	BBC	3.19 4/5
1959-	GT	CEGS	BGS	TSS	NC	3.12 2/5
1960-	CEGS	GT	BGS	BBC	TSS	3.12 3/10
1961-	CEGS	GT	NC	BGS	TSS	3.12 9/10
1962-	CEGS	GT	BGS	NC	BBC	3.9 1/5
1963-	CEGS	GT	BGS	TSS	BSHS	No time taken
1964-	BBC	CEGS	NC	GT	TSS	3.11
1965-	GT	TSS	BGS	NC	CEGS	3.6.5
1968-	BSHS	CEGS	BGS	TSS	BBC	3.10.6
1969-	BGS	CEGS	BSHS	TSS	GT	3.00.6
1970-	GT	BGS	BSHS	TSS	NC	3.01.9
1971-	BGS	TSS	BSHS	GT	NC	3.04.3
1972-	BGS	CEGS	BBC	BSHS	GT	3.00.0
1973-	BGS	GT	CEGS	BSHS	IGS	3.9.9
1974-	BGS	BSHS	IGS	GT	NC	3.02.6
1975-	GT	BSHS	BGS	CEGS	BBC	3.00.8
1976-	GT	BSHS	NC	CEGS	TSS	3.09.5
1977-	BSHS	TSS	NC	BGS	CEGS	3.05.65
1978-	BSHS	GT	BGS	TSS	IGS	3.03.5
1979-	BSHS	BGS	GT	CEGS	TSS	2.59.66
1980-	BGS	BSHS	NC	BBC	GT	2.59.64
1981-	IGS	BSHS	GT	BGS	NC	2.57.99
1982-	IGS	BSHS	BGS	GT	BBC	2.52.77
1983-	GT	BSHS	IGS	BGS	NC	2.54.96
1984-	BGS	GT	IGS	NC	CEGS	2.54.85
1985-	BGS	GT	TSS	ACGS	BBC	2.55.09
1986-	BGS	NC	BBC	GT	ACGS	2.53.63
1987-	ACGS	NC	BBC	IGS	BGS	2.49.82
1988-	GT	BGS	BBC	NC	ACGS	2.51.69
1989-	IGS	BGS	GT	NC	ACGS	2.55.97
1990-	GT	NC	IGS	BGS	ACGS	2.50.17
1991-	ACGS	NC	BGS	BBC	TGS	2.55.27
1992-	GT	NC	ACGS	BGS	BBC	2.49.88
1993-	NC	BGS	BSHS	ACGS	GT	2.53.76
1994-	NC	BGS	GT	TSS	ACGS	2.48.61
1995-	NC	TSS	BGS	GT	IGS	2.49.33
1996-	NC	BBC	BGS	GT	ACGS	2.47.40
1997-	TSS	BGS	BBC	NC	GT	2.53.60
1998-	NC	BGS	GT	BBC	ACGS	2.47.50
1999-	NC	BBC	BGS	ACGS	TSS	2.50.96
2000-	BGS	NC	IGS	GT	TSS	2.48.98
2001-	BGS	GT	NC	BBC	IGS	2.45.34
2002-	NC	BGS	TSS	IGS	BBC	2.47.70
2003-	BGS	NC	GT	ACGS	BBC	2.47.83
2004-	BGS	GT	BBC	NC	TSS	2.46.91
2005-	NC	BGS	GT	TSS	ACGS	2.48.72
2006-	BGS	NC	ACGS	BBC	TGS	2.40.34 ®
2007-	GT	BGS	NC	ACGS	IGS	2.48.78
2008-	GT	NC	TSS	BBC	ACGS	2.48.12
2009 -	NC	BBC	GT	ACGS	IGS	2.48.00
2010 -	NC	BBC	GT	TSS	BGS	2.49.73
2011-	BGS	NC	BBC	GT	BSHS	2.51.51
2012-	NC	TSS	BGS	ACGS	BSHS	2:48.52



## 200 Metre Medley Relay: Under 15

Date	First	Second	Third	Fourth	Fifth	Time
1974-	BGS	CEGS	GT	TGS	TSS	2.05.2
1975-	BGS	GT	BBC	CEGS	NC	2.10.7
1976-	BGS	BSHS	CEGS	GT	BBC	2.08.7
1977-	BGS	BSHS	GT	TGS	TSS	2.11.8
1978-	BSHS	IGS	BGS	CEGS	GT	2.06
1979-	BSHS	IGS	BBC	CEGS	GT	2.09.44
1980-	BSHS	BGS	GT	TSS	CEGS	2.04.51
1981-	BSHS	TGS	GT	TSS	BGS	2.02.56
1982-	BSHS	TSS	CEGS	BGS	TGS	2.04.51
1983-	BSHS	CEGS	GT	BGS	BBC	2.02.80
1984-	BSHS	BGS	BBC	IGS	CEGS	2.01.79
1985-	TSS	GT	ACGS	BSHS	BGS	2.02.80
1986-	GT	TSS	BSHS	BGS	BBC	2.03.22
1987-	BGS	BSHS	BBC	IGS	TSS	2.01.44
1988-	BSHS	BBC	GT	TSS	BGS	2.02.12
1989-	BSHS	GT	BGS	TSS	BBC	1.56.87
1990-	ACGS	GT	BSHS	BGS	BBC	1.59.92
1991-	GT	BGS	ACGS	BSHS	NC	1.56.21
1992-	ACGS	GT	BSHS	NC	BGS	1.58.63
1993-	BGS	NC	ACGS	BBC	BSHS	1.58.15
1994-	BSHS	NC	BGS	ACGS	GT	1.56.36
1995-	GT	NC	BGS	BBC	TGS	1.59.82
1996-	TSS	BGS	GT	NC	ACGS	1.59.57
1997-	ACGS	BGS	NC	TSS	TGS	1.57.33
1998-	BBC	ACGS	TSS	TGS	NC	1.59.86
1999-	NC	GT	TSS	IGS	ACGS	1.56.70
2000-	BGS	NC	GT	IGS	BBC	1.56.42
2001-	NC	IGS	GT	ACGS	TGS	1.56.60
2002-	NC	BGS	GT	IGS	TSS	1.57.56
2003-	BGS	TSS	GT	BSHS	IGS	1.55.60
2004-	IGS	NC	ACGS	TSS	BGS	1.54.48
2005-	GT	BGS	NC	BSHS	TSS	1.54.90
2006-	NC	TSS	ACGS	IGS	GT	1.55.40
2007-	NC	ACGS	GT	TSS	IGS	1.57.66
2008-	NC	BGS	ACGS	IGS	TSS	1.56.72
2009 -	NC	TSS	BSHS	IGS	BGS	1.55.32
2010 -	TSS	NC	IGS	ACGS	BGS	1.59.17
2011-	NC	TSS	TGS	BSHS	BGS	1.54.27®
2012-	NC	TSS	GT	BGS	IGS	1.56.70

## 300 Metre Freestyle Relay: Under 15

Date	First	Second	Third	Fourth	Fifth	Time
1947-	NC	TSS	GT	BGS	TGS	3.27.4
1949-	CEGS	NC	GT	BGS	BBC	3.22 7/10
1950-	CEGS	TSS	BGS	GT	TGS	3.23 6/10
1952-	CEGS	GT	BGS	BBC	NC	3.18 8/10
1953-	CEGS	GT	BBC	BGS	NC	3.21 8/10
1954-	GT	NC	CEGS	BBC	BSHS	3.7 2/5
1955-	NC	CEGS	GT	BGS	BGS	3.7 3/5
1956-	CEGS	NC	GT	BBC	BBC	3.7 9/10
1957-	GT	CEGS	TSS	BBC	NC	3.8 2/5
1958-	BGS	GT	NC	CEGS	BBC	3.7 2/5
1959-	CEGS	GT	NC	BGS	BSHS	3.0
1960-	CEGS	GT	BGS	TSS	NC	2.59
1961-	CEGS	GT	NC	BGS	TSS	2.59 5/10
1962-	BGS	CEGS	GT	TSS	IGS	3.2 2/5
1963-	CEGS	BGS	GT	BBC	TSS	3.04
1964-	NC	CEGS	GT	TSS	BGS	2.54.6
1965-	BBC	CEGS	GT	NC	TSS	3.0.4
1968-	NC	GT	BSHS	CEGS	TSS	2.57.3
1969-	BSHS	BGS	CEGS	TSS	BBC	2.57.4
1970-	BGS	BSHS	CEGS	TSS	GT	2.53.0
1971-	TSS	GT	CEGS	BGS	NC	2.56.3
1972-	CEGS	BGS	GT	BSHS	NC	2.56.0
1973-	BGS	CEGS	GT	BBC	IGS	2.48.1
1974-	BGS	GT	BSHS	CEGS	BBC	2.50.1
1975-	BGS	BSHS	CEGS	IGS	NC	2.54.5
1976-	GT	BGS	BSHS	NC	GT	2.53.9
1978-	NC	BSHS	BGS	CEGS	TSS	2.56.00
1979-	BGS	BSHS	GT	IGS	CEGS	2.51.64
1980-	BGS	BSHS	GT	NC	CEGS	2.52.23
1981-	BGS	BSHS	NC	BBC	GT	2.47.35
1982-	GT	IGS	BGS	BSHS	BBC	2.47.04
1983-	IGS	BSHS	BGS	NC	GT	2.45.23
1984-	GT	IGS	CEGS	BGS	BSHS	2.46.16
1985-	BGS	TGS	GT	ACGS	IGS	2.45.08
1986-	BGS	GT	NC	BBC	IGS	2.48.96
1987-	ACGS	NC	BGS	BBC	GT	2.44.90
1988-	ACGS	BBC	GT	NC	BGS	2.42.91
1989-	GT	ACGS	NC	BGS	BBC	2.45.07
1990-	BGS	IGS	NC	GT	ACGS	2.44.59
1991-	GT	NC	BGS	ACGS	BSHS	2.41.48
1992-	NC	ACGS	GT	BGS	TGS	2.43.57
1993-	GT	TSS	BBC	NC	BGS	2.42.94
1994-	BGS	NC	TSS	ACGS	GT	2.44.08
1995-	NC	BGS	ACGS	GT	BBC	2.40.44
1996-	BGS	NC	GT	BBC	IGS	2.41.73
1997-	NC	BBC	GT	BGS	IGS	2.41.13
1998-	NC	BBC	BGS	IGS	GT	2.40.55
1999-	BGS	NC	BBC	GT	IGS	2.39.33
2000-	GT	NC	BGS	BBC	TSS	2.44.38
2001-	BBC	BGS	NC	GT	TSS	2.38.34
2002-	BGS	NC	GT	TSS	IGS	2.40.02
2003-	NC	BGS	TSS	IGS	ACGS	2.39.66
2004-	BGS	BBC	NC	GT	IGS	2.41.68
2005-	BGS	NC	GT	IGS	BBC	2.39.22
2006-	NC	BGS	ACGS	GT	TSS	2.39.47
2007-	BGS	BBC	NC	ACGS	IGS	2.33.41®
2008-	BGS	BBC	ACGS	GT	TSS	2.45.17
2009 -	GT	BBC	BGS	NC	TSS	2.41.66
2010 -	BBC	NC	GT	BGS	TSS	2.40.93
2011-	BGS	NC	GT	TSS	BBC	2.41.32
2012-	BGS	NC	TSS	GT	BBC	2.43.04

## 200 Metre Medley Relay: Under 16

Date	First	Second	Third	Fourth	Fifth	Time
1974-	BGS	CEGS	BBC	GT	IGS	2.07.1
1975-	BGS	CEGS	GT	BSHS	TSS	2.01.9
1976-	BGS	BBC	BSHS	NC	GT	2.06.4
1977-	BGS	BSHS	TSS	CEGS	GT	2.06.5
1978-	BSHS	BGS	CEGS	TGS	BBC	2.08.00
1979-	BSHS	IGS	GT	TSS	BGS	2.01.66
1980-	BSHS	BBC	IGS	CEGS	BGS	2.00.28
1981-	BSHS	TSS	BGS	TGS	CEGS	2.01.34
1982-	BSHS	TGS	CEGS	BGS	GT	1.58.85
1983-	BSHS	NC	BGS	TSS	CEGS	2.00.78
1984-	BSHS	CEGS	IGS	GT	BBC	1.58.88
1985-	BSHS	BGS	IGS	BBC	TGS	1.58.36
1986-	BSHS	GT	BGS	ACGS	TSS	2.01.24
1987-	GT	BSHS	TSS	BBC	BGS	1.59.29
1988-	BGS	BSHS	BBC	TGS	IGS	1.57.66
1989-	BSHS	BBC	TSS	GT	BGS	1.57.48
1990-	BSHS	BGS	GT	BBC	TSS	1.52.30 @
1991-	GT	ACGS	NC	BSHS	BBC	1.55.08
1992-	GT	BGS	ACGS	BSHS	NC	1.54.19
1993-	GT	ACGS	BSHS	NC	BGS	1.55.29
1994-	ACGS	NC	BGS	BSHS	GT	1.55.37
1995-	NC	IGS	GT	BGS	ACGS	1.54.54
1996-	NC	GT	BGS	ACGS	IGS	1.53.99
1997-	GT	NC	TSS	BBC	BGS	1.54.43
1998-	IGS	BGS	NC	TSS	GT	1.53.89
1999-	NC	BBC	ACGS	BGS	TSS	1.52.09
2000-	NC	TSS	GT	BGS	IGS	1.53.00
2001-	BGS	GT	ACGS	IGS	TSS	1.54.48
2002-	NC	IGS	GT	ACGS	TGS	1.53.23
2003-	IGS	BGS	GT	TSS	ACGS	1.58.13
2004-	TSS	BGS	IGS	GT	BSHS	1.53.20
2005-	IGS	BBC	ACGS	NC	TSS	1.54.25
2006-	GT	NC	BSHS	IGS	BBC	1.53.22
2007-	NC	TSS	IGS	GT	BGS	1.53.40
2008-	TSS	NC	GT	ACGS	BGS	1.53.74
2009 -	NC	BGS	IGS	ACGS	TSS	1.53.05
2010 -	NC	ACGS	BGS	BSHS	IGS	1.53.34
2011-	NC	TSS	ACGS	IGS	BGS	1:54.06
2012-	TSS	NC	BGS	IGS	TGS	1:52.21®

## 300 Metre Freestyle Relay: Under 16

Date	First	Second	Third	Fourth	Fifth	Time
1947-	CEGS	BGS	GT	NC	TSS	3.19 2/5
1948-	CEGS	NC	TSS	BGS	GT	3.12
1949-	NC	BGS	CEGS	TGS	GT	3.15 1/2
1950-	GT	CEGS	NC	TGS	BGS	3.12 2/10
1952-	GT	CEGS	NC	BGS	BBC	3.9 1/10
1953-	CEGS	BGS	BBC	TSS	GT	3.8 3/10
1954-	GT	NC	BGS	CEGS	BBC	3.8 1/2
1955-	GT	NC	CEGS	BBC	BGS	2.58 2/5
1957-	NC	CEGS	GT	TSS	BGS	2.58
1958-	CEGS	NC	GT	BGS	BBC	2.57 3/5
1959-	BBC	BGS	GT	NC	TSS	2.56 4/5
1960-	NC	GT	CEGS	BGS	TSS	2.57 3/5
1961-	CEGS	BGS				
1962-	CEGS	BGS	TSS	NC	BBC	2.53 5/10
1963-	CEGS	BGS				
1964-	NC	CEGS	TSS	BBC	BGS	2.53.8
1965-	CEGS	GT	TSS	NC	BGS	2.52.1
1968-	BSHS	GT	CEGS	NC	BBC	2.53.0
1969-	CEGS	NC	TSS	BGS	GT	2.51.4
1970-	BSHS	BGS	TSS	GT	CEGS	2.50.4
1971-	BGS	TSS	CEGS	BSHS	NC	2.49.2
1972-	BGS	CEGS	TGS	GT	NC	2.49.8
1973-	CEGS	BGS	GT	BSHS	NC	2.47.8
1974-	BGS	BSHS	GT/CEGS	NC		2.50.0
1975-	BGS	CEGS	GT	TSS	BSHS	2.45.8
1976-	BGS	CEGS	NC	BSHS	GT	2.53.4
1977-	GT	BGS	BSHS	CEGS	NC	2.50.0
1978-	BGS	BSHS	GT	NC	CEGS	2.51.1
1979-	BSHS	NC	BGS	CEGS	TSS	2.47.34
1980-	NC	BGS	GT	BSHS	CEGS	2.47.78
1981-	GT	BGS	BSHS	NC	CEGS	2.42.30
1982-	BGS	GT	BSHS	CEGS	NC	2.42.12
1983-	IGS	BGS	BSHS	CEGS	BBC	2.43.39
1984-	BGS	BSHS	GT	IGS	NC	2.39.37
1985-	GT	ACGS	BGS	BSHS	NC	2.39.96
1986-	BGS	BBC	TGS	ACGS	NC	2.42.74
1987-	NC	ACGS	BGS	GT	BSHS	2.40.15
1988-	ACGS	NC	GT	BBC	BGS	2.40.26
1989-	IGS	NC	GT	ACGS	BGS	2.42.28
1990-	GT	NC	ACGS	BGS	BSHS	2.38.99
1991-	BGS	GT	ACGS	NC	BBC	2.39.58
1992-	NC	GT	BGS	BSHS	IGS	2.33.81
1993-	BBC	NC	ACGS	GT	BGS	2.37.56
1994-	BBC	GT	NC	TSS	ACGS	2.34.09
1995-	NC	BGS	BSHS	BBC	TSS	2.36.41
1996-	BBC	NC	BGS	GT	ACGS	2.37.30
1997-	BGS	NC	GT	IGS	TSS	2.34.04
1998-	BBC	GT	NC	BGS	TSS	2.36.44
1999-	NC	BBC	GT	ACGS	BGS	2.39.92
2000-	BGS	NC	BBC	ACGS	IGS	2.36.80
2001-	BBC	NC	GT	BGS	IGS	2.33.19
2002-	BBC	BGS	NC	IGS	GT	2.38.95
2003-	NC	TSS	GT	BGS	BBC	2.32.44
2004-	NC	BGS	IGS	ACGS	TSS	2.37.16
2005-	BGS	TSS	ACGS	NC	TGS	2.37.10
2006-	NC	BGS	GT	BBC	IGS	2.34.81
2007-	NC	BGS	GT	ACGS	TSS	2.33.31
2008-	BGS	BBC	NC	TSS	GT	2.30.99 @
2009 -	BGS	NC	BBC	GT	ACGS	2.39.85
2010 -	GT	BGS	NC	BBC	TSS	2.35.68
2011-	BBC	BGS	NC	GT	TSS	2:37.69
2012-	TSS	NC	GT	BGS	BBC	2:36.75

## 200 Metre Medley Relay: Open

Date	First	Second	Third	Fourth	Fifth	Time
1974-	TSS	BGS	CEGS	NC	GT	2.05.3
1975-	CEGS	BGS	BBC	BSHS	GT	2.05.3
1976-	BGS	CEGS	BSHS	GT	TGS	2.02.0
1977-	BGS	BSHS	CEGS	TGS	BBC	2.05.3
1978-	BGS	BSHS	CEGS	GT	IGS	2.03.8
1979-	BSHS	IGS	BGS	CEGS	TSS	2.03.43
1980-	BSHS	BGS	GT	IGS	NC	2.00.75
1981-	BSHS	BGS	TSS	BBC	TGS	2.03.01
1982-	BSHS	GT	BGS	TGS	BBC	1.55.30
1983-	BSHS	CEGS	GT	TGS	BBC	2.00.23
1984-	BSHS	BBC	CEGS	TSS	BGS	1.58.83
1985-	BBC	BSHS	GT	ACGS	BGS	1.53.58
1986-	BBC	BSHS	GT	BGS	IGS	1.58.01
1987-	BBC	TGS	TSS	BGS	ACGS	1.55.73
1988-	BGS	GT	TSS	BBC	IGS	1.55.33
1989-	BGS	BSHS	GT	TGS	TSS	1.54.28
1990-	GT	BSHS	BGS	TSS	NC	1.53.16
1991-	GT	BGS	BSHS	TSS	ACGS	1.55.83
1992-	GT	BSHS	NC	ACGS	BBC	1.53.59
1993-	BSHS	GT	ACGS	NC	BGS	1.51.75
1994-	GT	NC	BGS	ACGS	BSHS	1.51.04
1995-	BGS	GT	ACGS	NC	IGS	1.50.36
1996-	NC	ACGS	GT	BGS	BSHS	1.51.72
1997-	NC	TGS	BGS	IGS	GT	1.51.79
1998-	GT	TSS	NC	BGS	TGS	1.51.39
1999-	BGS	ACGS	IGS	TSS	TGS	1.50.11
2000-	NC	TSS	BGS	ACGS	BBC	1.48.98
2001-	NC	TSS	ACGS	BGS	IGS	1.51.57
2002-	NC	GT	BGS	TSS	IGS	1.51.24
2003-	NC	GT	TSS	TGS	IGS	1.50.52
2004-	NC	TSS	IGS	BSHS	ACGS	1.49.86
2005-	IGS	TSS	BGS	GT	BSHS	1.50.00
2006-	TSS	IGS	BBC	NC	ACGS	1.50.59
2007-	TSS	BSHS	IGS	ACGS	NC	1.47.83 @
2008-	TSS	NC	IGS	ACGS	BSHS	1.48.52
2009 -	TSS	ACGS	GT	NC	BGS	1.49.71
2010-	NC	IGS	BGS	ACGS	TSS	1.50.96
2011-	NC	ACGS	BGS	BSHS	TGS	1.49.89
2012-	ACGS	TGS	IGS	BGS	NC	1:51.61

## 300 Metre Freestyle Relay: Open

Date	First	Second	Third	Fourth	Fifth	Time
1947-	CEGS	TGS	BGS	GT	NC	3.8 1/2
1948-	BGS	CEGS	TGS	TSS	BSHS	3.9 3/10
1949-	CEGS	NC	TSS	BGS	BBC	3.4 9/10
1950-	CEGS	NC	BGS	BBC	GT	2.59 3/10
1952-	CEGS	GT	NC	TSS	BBC	3.3 1/10
1953-	GT	BBC	NC	CEGS	TSS	2.59 6/10
1954-	BBC	GT	NC	CEGS	BGS	2.59 1/5
1955-	NC	GT	BGS	CEGS	BBC	2.57 4/5
1956-	CEGS	NC	GT	BGS	TSS	2.54 4/5
1957-	GT	CEGS	NC	BGS	TSS	2.53
1958-	GT	BGS	CEGS	BBC		2.51 4/5
1959-	CEGS	GT	NC	BBC	BGS	2.47 4/5
1960-	CEGS	TSS	BBC	GT	BGS	2.49 3/5
1961-	CEGS	TSS	GT	BGS	NC	2.48
1962-	CEGS	GT	TSS	NC	BGS	2.44 4/5
1963-	CEGS	GT	TSS	BGS	NC	2.43.7
1964-	CEGS	BSHS	NC	TSS	GT	2.45
1965-	TSS	CEGS	GT	NC	BGS	2.44.5
1968-	CEGS	GT	BGS	TSS	BSHS	2.44.1
1969-	GT	CEGS	IGS	TSS	BBC	2.45.7
1970-	CEGS	TSS	BSHS	GT	BGS	2.45.8
1971-	BSHS	BGS	TSS	GT	CEGS	2.46.8
1972-	BSHS	CEGS	TSS	BGS	GT	2.45.3
1973-	GT	CEGS	TSS	BGS	TGS	2.43.2
1974-	GT	CEGS	BGS	NC	BSHS	2.42.1
1975-	BGS	GT	BSHS	CEGS	NC	2.46.7
1976-	BGS	CEGS	BSHS	GT	NC	2.42.6
1977-	BGS	CEGS	BSHS	NC	IGS	2.48.6
1978-	GT	BGS	BSHS	NC	CEGS	2.45.06
1979-	BGS	BSHS	NC	GT	CEGS	2.45.42
1980-	BSHS	NC	CEGS	TGS	GT	2.41.21
1981-	IGS	BSHS	BGS	GT	NC	2.38.62
1982-	GT	BGS	BSHS	TSS	CEGS	2.38.35
1983-	BSHS	GT	BGS	IGS	NC	2.35.67
1984-	CEGS	IGS	BSHS	BGS	BBC	2.39.28
1985-	BGS	GT	ACGS	BSHS	NC	2.38.18
1986-	ACGS	BGS	BBC	GT	NC	2.39.23
1987-	ACGS	BBC	GT	BGS	IGS	2.35.77
1988-	ACGS	NC	BGS	GT	TSS	2.36.79
1989-	BGS	ACGS	NC	BBC	BSHS	2.37.06
1990-	NC	ACGS	IGS	GT	BSHS	2.36.19
1991-	BBC	NC	GT	TSS	BGS	2.34.82
1992-	GT	NC	BGS	BSHS	ACGS	2.34.91
1993-	NC	GT	TSS	BGS	BSHS	2.33.30
1994-	BBC	NC	BGS	GT	ACGS	2.33.87
1995-	NC	BBC	BGS	GT	ACGS	2.29.89
1996-	NC	BBC	TGS	BGS	ACGS	2.31.30
1997-	NC	ACGS	BBC	BGS	TSS	2.29.05
1998-	BGS	NC	GT	BBC	TSS	2.30.54
1999-	NC	GT	BBC	BGS	ACGS	2.28.48
2000-	BGS	GT	NC	ACGS	TGS	2.32.80
2001-	NC	GT	IGS	BGS	BBC	2.31.92
2002-	BBC	NC	GT	BGS	TGS	2.32.18
2003-	IGS	NC	BGS	ACGS	BBC	2.28.19
2004-	NC	TSS	GT	BGS	IGS	2.28.60
2005-	TSS	BGS	NC	ACGS	IGS	2.30.49
2006-	TSS	BGS	BSHS	NC	ACGS	2.29.91
2007-	TSS	GT	NC	BGS	IGS	2.27.87
2008-	TSS	NC	GT	BGS	ACGS	2.30.52
2009 -	BGS	TSS	NC	BBC	ACGS	2.25.80 @
2010-	TSS	BGS	GT	BBC	NC	2:35.09
2011-	GT	BGS	BBC	NC	TSS	2.32.98
2012-	TSS	NC	BGS	GT	BBC	2:30.98



# RECORDS OF OLD EVENTS

## 50 YARDS: UNDER 14

1921-	R.Browne (GT)	J. Collins (BGS)	J. Talty (NC)	37.1/5
1922-	J.P. Lacey (GT)	W. McAuliffe (NC)	-. Elliott (TSS)	35.3/5
1923-	J. Henderson (CEGS)	D. Hudson (BGS)	T. Dallon (NC)	36.2/5
1924-	M. Simpson (BGS)	L. Draney (NC)	W. Cameron (TSS)	34-4/5
1925-	P. Scanlan (NC)	R.J. McConnell (CEGS)	-. O'Connor (TSS)	32.1/5

## 50 YARDS: UNDER 15

1918-	L. Fogarty (GT)	C. Jessop (CTC)	L. South (BGS)	33
1919-	J. Mobray (GT)	E. Lucy (BGS)	R. Biggs (CEGS)	30
1920-	R. Stephenson (BGS)	E. Ryan (NC)	T. Hay (TGS)	32
1921-	R.M. Ward (CTC)	J. Cooper (NC)	T. Oates (BGS)	35
1922-	J. Gibson (BGS)	T. Beirne (NC)	J. Alexander (BSHS)	32
1923-	W. McAuliffe (NC)	-. Cameron (TSS)	L. Stewart (BBC)	33.4/5
1924-	W. Boyle (NC)	G. Hudson (BGS)	C. Lethbridge (TSS)	32.4/5
1925-	-. Petrie (TSS)	N. Gredden (IGS)	A. Fites (BGS)	31.1/5

## 100 YARDS RELAY: UNDER 15

1918-	GT	BGS	CTC	No time taken
1919-	GT	BGS	CTC	61
1920-	BGS	NC	CTHS	
1921-	NC	TSS	BBC	66
1922-	BGS	NC	TSS	62.2/5
1923-	BBC	CEGS	NC	59.4/5
1924-	BGS	BSHS	CEGS	60.2/5
1925-	BGS	TSS	NC	61

## 200 METRE RELAY: UNDER 15

1926-	CEGS	NC	BBC	2.24.1/5		
1927-	BBC	BSHS	BGS	2.29.2/5		
1928-	GT	BGS	TSS	2.40.1/5		
1929-	CEGS	BGS	GT	2.23.1/5		
1930-	TGS	BGS	GT	2.20.1/5		
1931-	NC	BGS	TSS	2.21.4/5		
1933-	BGS	TSS	BBC	2.21.3/5		
1934-	GT	TGS	TSS	2.22.4/5		
1935-	GT	TGS	CEGS	2.16.3/5		
1936-	CEGS	TGS	BBC	BGS	TSS	2.11.4/5
1937-	TGS					
1939-	CEGS	BGS	GT	NC	TSS	2.14.1/5
1940-	CEGS	BGS	GT	NC	BBC	2.17.1/5
1941-	CEGS	TGS	BGS & GT (tie)		BSHS	2.16
1943-	BGS	CEGS	NC	TGS	GT	2.15.1/5
1944-	TGS	CEGS	NC	TSS	NC	2.18
1945-	CEGS	BSHS	TGS	BBC	BGS	2.9.1/2

## 100 YARDS FREESTYLE: UNDER 16

1919-	F. Venning (GT)	G. Capper (BGS)	L. Creedy (NC)	73
1920-	T. Ervine (BGS)	J. Corrigan (GT)	J. McCormack (NC)	75.1/5
1921-	J. Lee (BGS)	T. Lacey (GT)	M. Pike (CEGS)	78.2/5
1922-	E. Joyce (NC)	L. Elliott (IGS)	L. McLean (TSS)	75.2/5
1923-	F. Smith (IGS)	G. Douglas (BBC)	N. Wilmington (NC)	77.1/5
1924-	D. Persse (CEGS)	K. Sylow (BGS)	E. Hogan (GT)	69.4/5
1925-	H. Day (BGS)	A. Mcintyre (TGS)	C. Taylor (BSHS)	67.2/5

## 200 METRE BRACE RELAY: UNDER 16

1929-	TSS	BGS	GT	2.35.3/5
1930-	BGS	CEGS	TGS	2.31.4/5
1931-	BGS	TGS	GT	2.33.4/5
1932-	No competition			
1933-	TGS	BSHS	BBC	2.34.4/5
1934-	BSHS	TGS	TSS	2.31.1/5
1935-	TSS	TGS	GT	2.34.2/5

## 50 YARDS: OPEN

1918-	M. Fogarty (GT)	C. Williams (NC)	F. Neilsen (BGS)	28.3/5
1919-	J. Cooper (CTHS)	M. Fogarty (GT)	G. Burns (BGS)	27.1/5
1920-	C. Creedy (NC)	C.W. Schafter (BGS)	J. Mowbray (GT)	303/5
1921-	J. Champion (TSS)	J. Mowbray (GT)	C. Creedy (NC)	30
1922-	J. Champion (TSS)	C. Creedy (NC)	H. Beaman (CEGS)	28.2/5
1923-	C. Creedy (NC)	R. Ward (BGS)	A.G. Gerrand (BSHS)	30
1924-	R. Ward (BGS)	L. McLean (TSS)	L. Dunn (NC)	27.4/5
1925-	R. Ward (BGS)	I. Leahy (TSS)	V. Ferry (GT)	30

## 100 YARDS: OPEN

1918-	M. Fogarty (GT)	C. Williamson (NC)	N. Vallery (BGS)	70
1919-	J. Cooper (CTC)	A.B. Lucy (BGS)	K.R. Townley (NC)	72
1920-	K. Stack (GT)	C. Creedy (NC)	S.C. Garrett (BGS)	71
1921-	C. Creedy (NC)	J. Champion (TSS)	C. Corrigan (GT)	69
1922-	J. Champion (TSS)	C. Creedy (NC)	H.B. Beaman (CEGS)	67.4/5
1923-	C. Creedy (NC)	J.E. Pike (TSS)	J. Lissner (BGS)	70.1/5
1924-	R. Ward (BGS)	L. McLean (TSS)	G. Douglas (BBC)	68
1925-	R. Ward (BGS)	J. Alexander (BSHS)	D. Persse (CEGS)	67

**440 YARDS: OPEN**

1918-	J. Cooper (NC)	P. Neilsen (BGS)	K. Stack (GT)	6.45
1919-	J. Cooper (CTC)	- Hay (GT)	H.Dixon (TSS)	6.19
1920-	K.R. Townley (NC)	F.W. Nicklin (BGS)	K. Stack (GT)	6.47
1921-	C. Inman (TSS)	R. Stephenson (BGS)	T.P. Fowler (CEGS)	6.32
1922-	C. Inman (TSS)	W. Lacey (GT)	R. Stephenson (BGS)	6.20
1923-	~.E. Pike (TSS)	A. McShane (NC)	A.C. Gerrand (BSHS)	6.37
1924-	K. Sylow (BGS)	A. McShane (NC)	J. Cameron (TSS)	6.23.4/5
1925-	K. Sylow (BGS)	J. Killey (BGS)	A. McShane (NC)	6.32

**50 YARDS BACK AND BREASTSTROKE: OPEN**

1918-	N. Vallery (BGS)	H. Horstmann (NC)	T. Cannon (GT)	40
1919-	J.G. Drake (BGS)	J. Simmonds (BBC)	F. Venning (GT)	43
1920-	J.G. Drake (BGS)	A. Cole (GT)	L. Dunn (NC)	42
1921-	G. Cole (GT)	T. Collins (CEGS)	J. Gibson (BGS)	41
1922-	G. Cole (GT)	P. Lutvey (NC)	T. Collins (CEGS)	40.1/5
1923-	T. Collins (CEGS)	J. Gibson (BGS)	P. Lutvey (NC)	38.4/5
1924-	G. Douglas (BBC)	N. Ward (BGS)	P. Neville (NC)	38.215
1925-	T.S. Cullinan (NC)	M. Gannon (BGS)	D. Snelling (CEGS)	42.3/5

**50 METRE BACKSTROKE: OPEN**

1926-	J. Overell (TSS)	D. Snelling (CEGS)	- Nelson (BGS)	42.315
1927-	K. Sylow (BGS)	J. Overell (TSS)	A. McShane (NC)	40.315
1928-	J. Cran (TSS)	J. Forster (CEGS)	C. Jocumsen (NC)	39.215
1929-	R. Overell (TSS)	C. Jocumsen (NC)	P. McGovern (GT)	39.215
1930-	R. Overell (TSS)	J. Heaslop (CEGS)		39.415
1931-	R. Overell (TSS)	C. Jocumsen (NC)	J. Moffat (BGS)	36.415
1933-	J. Barbat (BGS)	D. Tochey (NC)	W. Douglas (TSS) E. Muller (TGS), tie	39.115
1934-	H. Krebs (IGS)	O.W. Salkeld (BGS)	D. Vincent (BSHS)	38.215
1935-	T. Muller (TGS)	A. Krebs (IGS)	J. Venning (GT)	37.215
1936-	A. Krebs (IGS)	J. Venning (GT)	W. Stuart (TGS)	36.415
1937-	J. Parkinson (CEGS)	J. Bernays (TGS)	C. Wright (BBC)	37
1939-	J.S. Parkinson (CEGS)	J.C. Rivett (TGS)	T.J. Grant IGT	35
1940-	D. Wilson (CEGS)	J.F. Moylan (GT)	M.E. Fraser (TSS)	38
1941-	A. Davidson (CEGS)	G. Stuart (TGS)	J.J. Grant (GT)	37
1943-	P. Mactaggart (CEGS)	N.C. Perkins (BGS)	W. Wright (TGS)	35.215
1944-	P.D. Lyons (BGS)	N.M. Gow (CEGS)	R.J. Scott (TGS)	37
1945-	J. Card (TGS)	W. Chandler (TSS)	I.D. Brown (BGS)	35.315
			J. Falconer (CEGS)	
			W. Buchanan (TSS)	
			G. Mildeeke (BSHS)	
			N. Miller (BGS)	
			E.J. Reed (BBC)	
			J. Stuart (TGS)	
			B.H. Dowling (BGS)	
			R. O'Shea (NC)	
			P. Lowry (BSHS)	
			F.J. Williams (GT)	

**50 METRE BREASTSTROKE: OPEN**

1926-	A. McShane (NC)	H. Carter (TSS)	C. Campbell (BGS)	41.415
1927-	A. McShane (NC)	P. Scanlan (GT)	D. Negus (BSHS)	39.115
1928-	M. Muller (TGS)	E. Pym (BGS)	P. Scanlan (NC)	42
1929-	A. Rowan (CEGS)	E. Collings (BGS)	J. McWhirter (TSS)	43.315
1930-	J. McWhirter (TSS)	R. Fraser (CEGS)	P. Hart (BGS)	41
1931-	G. Vowles (BGS)	C. Jocumsen (NC)	R. Overell (TSS)	42
1933-	J. Gould (IGS)	D. Morelli (NC)	R.C. Faine (TSS)	40
1934-	J. Gould (IGS)	V.M. Nicholson (TSS)	A.A. Hurwood (BGS)	38.415
1935-	J. Gould (IGS)	G.B. Evans (BGS)	W. Arrowsmith (BBC)	37
1936-	G.B. Evans (BGS)	S.P. Larsen (TSS)	B. Mulcahy (GT)	38.215
1937-	C. Bernays (TGS)	R. Wright (BBC)	C. Chaplain (BGS)	39
			J. Manly (BSHS)	
			M. Ritte (CEGS), tie	
1939-	W. Gradwell (-)	K. Biltoft (NC)	A. Morgan (IGS)	42.415
1940-	T.J. Cottee (CEGS)	D. Campbell (BSHS)	J. Johnson (TSS)	40.415
1941-	M. Emerson (CEGS)	S.R. Anderson (BBC)	F. Campbell (BSHS)	39
1943-	P.B. Lyons (BGS)	J. Roe (CEGS)	S.R. Anderson (BBC)	36.315
1944-	P.B. Lyons (BGS)	W.R. Dowd (BBC)	N.F. Parker (CEGS)	37.1110
1945-	I.D. Brown (BGS)	I.L. Irvine (CEGS)	W.R. Dowd (BBC)	39
			B. Cahill (NC)	
			R. Parkinson (CEGS)	
			F. Gaven (NC)	
			R. Fraser (TGS)	
			A. McClymont (TGS)	
			P.B. Lyons (BGS)	
			P. Byrne (NC)	
			H. Longland (TGS)	
			R. McConnon (NC)	
			G. Edwards (TSS)	

**100 YARDS RELAY: OPEN**

1918-	BGS	NC	GT	58
1919-	GT	BBC	TSS	57
1920-	GT	NC	BGS	56
1921-	TSS	GT	TGS	56
1922-	TSS	NC	GT	55
1923-	BGS			
1924-	BGS	TSS	CEGS	55.1/10
1925-	BGS	TSS	BSHS	53

**200 METRE RELAY: OPEN**

1926-	BGS	TSS	NC	2.41.1/5	
1927-	BGS	NC	CEGS	2.10.3/5	
1928-	BGS	TSS	BSHS	2.15.2/5	
1930-	CEGS	BGS	TGS	2.10.1/5	
1931-	BGS	TSS	CEGS	2.8.3/5	
1934-	BGS	TSS	TGS	2.6.2/5	
1935-	CEGS	TGS	BGS	2.6.4/5	
1936-	BGS	CEGS	TGS	2.6	
1937-	CEGS	BGS	BBC	TSS	2.3.1/5
1939-	CEGS	TGS	TSS	BBC	2.2.1/5
1940-	CEGS	BGS	GT	TGS	2.5.4/5
1941-	CEGS	GT	TGS	BBC	2.6.3/5
1943-	CEGS	BGS	TGS	BBC	2.2.4/5
1944-	BGS	CEGS	NC	BSHS	2.7.4/5
1945-	TSS	CEGS	NC	TGS	2.3.2/5

# HISTORY OF GPS PREMIERS

## Basketball

1986	Ipswich Grammar School	1940	Church of England Grammar School	1975	Brisbane Grammar School
1987	Brisbane Boys' College	1941	Church of England Grammar School		& Church of England Grammar School (tie)
1988	Anglican Church Grammar School	1942 to 1945	No Competitions (World War II)	1976	Church of England Grammar School
1989	Anglican Church Grammar School	1946	Brisbane Grammar School	1977	Church of England Grammar School
1990	Anglican Church Grammar School & Nudgee College (tie)	1947	Brisbane Boys' College	1978	Church of England Grammar School
1991	Nudgee College & Ipswich Grammar School (tie)	1948	Church of England Grammar School	1979	Brisbane Grammar School
1992	Nudgee College & Ipswich Grammar School (tie)	1949	Brisbane State High School	1980	Church of England Grammar School
1993	Ipswich Grammar School	1950	Church of England Grammar School	1981	Brisbane Grammar School
1994	Ipswich Grammar School	1952	Gregory Terrace	1982	Brisbane Grammar School
(The Bro. C. L. Dillon Memorial Trophy)		1953	Ipswich Grammar School	1983	Church of England Grammar School
1995	Brisbane Boys' College	1954	Brisbane Grammar School	1984	Brisbane Grammar School
1996	Ipswich Grammar School	1955	Brisbane Grammar School & Church of England Grammar School (tie)	1985	Anglican Church of Grammar School
1997	Gregory Terrace	1956	Brisbane Grammar School	1986	Anglican Church of Grammar School
1998	Brisbane State High School & Nudgee College (tie)	1957	Ipswich Grammar School	1987	Anglican Church of Grammar School
1999	Brisbane State High School	1958	Ipswich Grammar School	1988	Anglican Church of Grammar School
2000	Brisbane State High School & Gregory Terrace (tie)	1959	Church of England Grammar School	1989	Anglican Church of Grammar School
2001	Nudgee College	1960	Brisbane Grammar School	1990	The Southport School
2002	Brisbane State High School	1961	Brisbane Grammar School	1991	Ipswich Grammar School
2003	Nudgee College	1962	Brisbane Boys' College & Church of England Grammar School (tie)	1992	Ipswich Grammar School
2004	Brisbane State High School & Gregory Terrace (tie)	1963	Church of England Grammar School	1993	Brisbane Grammar School
2005	Brisbane Boys' College	1964	Nudgee College	1994	Brisbane Grammar School
2006	Brisbane State High School	1965	Brisbane Grammar School	1995	Brisbane Grammar School
2007	Brisbane State High School	1966	Brisbane State High School	1996	Brisbane Grammar School
2008	Anglican Church Grammar School	1967	Church of England Grammar School	1997	Brisbane Grammar School
2009	The Southport School	1968	Ipswich Grammar School	1998	Brisbane Grammar School
2010	Brisbane State High School	1969	Ipswich Grammar School	1999	Nudgee College
2011	Brisbane State High School & Brisbane Boys' College (tie)	1970	The Southport School	2000	Brisbane Grammar School
2012	The Southport School	1971	The Southport School & Brisbane Grammar School (tie)	2001	Gregory Terrace
		1972	The Southport School	2002	Gregory Terrace
		1973	The Southport School	2003	Gregory Terrace
		1974	The Southport School	2004	Gregory Terrace & Ipswich Grammar School (tie)
		1975	Ipswich Grammar School	2005	Nudgee College
		1976	Church of England Grammar School	2006	Brisbane Grammar School
		1977	Brisbane State High School	2007	Anglican Church Grammar School & Ipswich Grammar School (tie)
		1978	Brisbane Grammar School	2008	Gregory Terrace
		1979	Brisbane State High School	2009	Anglican Church Grammar School
		1980	The Southport School	2010	Gregory Terrace & Nudgee College (tie)
		1981	The Southport School (The Earle Williams Trophy)	2011	Gregory Terrace
		1982	The Southport School	2012	Anglican Church Grammar School
		1983	Brisbane Grammar School		
		1984	Church of England Grammar School		
		1985	Brisbane Boys' College		
		1986	Toowoomba Grammar School		
		1987	Toowoomba Grammar School		
		1988	Toowoomba Grammar School		
		1989	Ipswich Grammar School		
		1990	Toowoomba Grammar School		
		1991	Nudgee College		
		1992	Brisbane State High School		
		1993	Brisbane State High School		
		1994	Nudgee College		
		1995	Brisbane Boys' College		
		1996	Anglican Church Grammar School		
		1997	Anglican Church Grammar School]		
		1998	Nudgee College		
		1999	Anglican Church Grammar School		
		2000	Toowoomba Grammar School		
		2001	Nudgee College		
		2002	Brisbane State High School		
		2003	Brisbane Boys' College		
		2004	Gregory Terrace		
		2005	Toowoomba Grammar School		
		2006	Ipswich Grammar School		
		2007	Ipswich Grammar School		
		2008	Ipswich Grammar School		
		2009	Nudgee College		
		2010	The Southport School		
		2011	The Southport School		
		2012	Anglican Church Grammar School		

## Chess

1996	Brisbane Grammar School
1997	Anglican Church Grammar School
1998	Anglican Church Grammar School
1999	Anglican Church Grammar School
2000	Anglican Church Grammar School
2001	Anglican Church Grammar School
2002	Anglican Church Grammar School
2003	Brisbane Grammar School
2004	Brisbane State High School
2005	Brisbane State High School
2006	Toowoomba Grammar School (tie)
2007	Brisbane Grammar School
2008	Anglican Church Grammar School
2009	Brisbane Grammar School
2010	Anglican Church Grammar School & Brisbane Grammar School (tie)
2011	Brisbane Grammar School
2012	Brisbane Grammar School

## Cricket

1919	Brisbane Grammar School
1920	Brisbane Grammar School
1920	The Southport School
1921	Brisbane Grammar School
1922	Ipswich Grammar School
1922	Nudgee College
1923	Toowoomba Grammar School
1923	The Southport School
1924	Toowoomba Grammar School
1925	Nudgee College
1926	The Southport School
1927	The Southport School
1928	Toowoomba Grammar School
1928	The Southport School
1929	The Southport School
1929	Church of England Grammar School
1930	Brisbane Grammar School
1931	Brisbane Grammar School
1931	Church of England Grammar School
1932	Toowoomba Grammar School
1933	Toowoomba Grammar School
1934	Church of England Grammar School
1935	Church of England Grammar School
1936	Toowoomba Grammar School
1937	Ipswich Grammar School
1938	Nudgee College
1939	Nudgee College

## Cross Country

(The Jack Ross Trophy)	
1971	Church of England Grammar School
1972	Church of England Grammar School
1973	Church of England Grammar School
1974	Brisbane Grammar School

## Debating

2002	Gregory Terrace & Brisbane Grammar School (tie)
2003	Brisbane Grammar School
2004	Brisbane Grammar School
2005	Brisbane Grammar School & Gregory Terrace (tie)
2006	Gregory Terrace
2007	Anglican Church Grammar School (The Vicki Sargent Memorial Trophy)
2008	Brisbane Grammar School
2009	Brisbane Grammar School
2010	Brisbane Grammar School
2011	Brisbane Grammar School
2012	Anglican Church Grammar School

## Football (formerly known as Soccer)

1991	Brisbane Boys' College
1992	Brisbane Grammar School
1993	Brisbane Boys' College
1994	Brisbane Grammar School
1995	Nudgee College
1996	Ipswich Grammar School
1997	Nudgee College
1998	Ipswich Grammar School & Nudgee College (tie)
1999	Brisbane Grammar School & Ipswich Grammar School (tie)
2000	Brisbane Grammar School
2001	Nudgee College
2002	Ipswich Grammar School
2003	Nudgee College
2004	Brisbane Boys' College
2005	Brisbane State High School
2006	Brisbane Grammar School & Brisbane State High School (tie)
2007	Brisbane Grammar School
2008	Ipswich Grammar School
2009	Ipswich Grammar School
2010	Brisbane Boys' College
2011	Brisbane Boys' College
2012	The Southport School



# HISTORY OF GPS PREMIERS

## Gymnastics

1915 Brisbane Grammar School  
 1916 Nudgee College  
 1917 Brisbane Grammar School  
 1918 Brisbane Grammar School  
 1919 Gregory Terrace  
 1920 Nudgee College  
 1921 Brisbane Grammar School  
 1922 Brisbane Grammar School  
 1923 Brisbane Grammar School  
 1924 No Competition  
 1925 Brisbane Grammar School  
 1926 Brisbane Grammar School  
 1927 Brisbane Grammar School  
 1928 Brisbane Grammar School  
 1929 to 1932 No Competitions  
 1933 Brisbane Grammar School  
 1934 Brisbane Grammar School  
 1935 The Southport School  
 1936 The Southport School  
 1937 Brisbane Grammar School  
 1938 Brisbane Grammar School  
 1939 Brisbane Grammar School  
 1940 Church of England Grammar School  
 1941 Gregory Terrace  
 1942 Gregory Terrace  
 1943 Brisbane Grammar School  
 1944 Brisbane Grammar School  
 1945 Brisbane Grammar School  
 1946 Brisbane Grammar School  
 1947 Brisbane Grammar School  
 1948 Brisbane Grammar School  
 1949 Church of England Grammar School  
 1950 Brisbane Grammar School  
 1951 Brisbane Grammar School  
 1952 Church of England Grammar School  
 1953 Brisbane Grammar School  
 1954 Church of England Grammar School  
 1955 Church of England Grammar School  
 1956 Church of England Grammar School  
 1957 Brisbane Grammar School  
 1958 Brisbane Grammar School  
 1959 Brisbane Grammar School  
 1960 Brisbane Grammar School  
 1961 Brisbane Grammar School  
 1962 The Southport School  
 1963 The Southport School  
 1964 Church of England Grammar School  
 1965 Church of England Grammar School  
 1966 Brisbane Grammar School  
 1967 Brisbane Grammar School  
 1968 Brisbane Grammar School  
 1969 Church of England Grammar School  
 1970 Brisbane Grammar School  
 1971 Brisbane Grammar School  
 1972 Brisbane Grammar School  
 1973 Brisbane Grammar School  
 1974 Brisbane Grammar School  
 1975 Brisbane Grammar School  
 1976 Brisbane Grammar School  
 1977 Brisbane Grammar School  
 1978 Brisbane Grammar School  
 1979 Brisbane Grammar School  
 1980 Brisbane Grammar School  
 1981 Brisbane Grammar School  
 1982 Brisbane Grammar School  
 1983 Brisbane Grammar School  
 1984 Brisbane Grammar School  
 1985 Brisbane Grammar School  
 1986 Brisbane Grammar School  
 1987 Brisbane Grammar School  
 1988 Anglican Church Grammar School  
 1989 Anglican Church Grammar School  
 1990 Anglican Church Grammar School  
 (The Jim Young Cup)  
 1991 Anglican Church Grammar School  
 1992 Brisbane Grammar School  
 1993 Toowoomba Grammar School  
 1994 Toowoomba Grammar School & Gregory Terrace (tie)

1995 Gregory Terrace  
 1996 Nudgee College  
 1997 Anglican Church Grammar School  
 1998 Brisbane Boys' College  
 1999 Brisbane Boys' College  
 2000 Brisbane Boys' College  
 2001 Brisbane Boys' College  
 2002 Anglican Church Grammar School  
 2003 Anglican Church Grammar School  
 2004 Brisbane Grammar School  
 & Brisbane Boys' College (tie)  
 2005 Brisbane Grammar School  
 2006 Brisbane Grammar School  
 2007 Brisbane Boys' College  
 2008 The Southport School  
 2009 The Southport School  
 2010 The Southport School  
 2011 Brisbane Grammar School  
 2012 Brisbane Grammar School

## Rowing

(The O'Connor Cup)  
 1918 The Southport School  
 1919 Brisbane Boys' College  
 1920 The Southport School  
 1921 The Southport School  
 1922 Church of England Grammar School  
 1923 The Southport School  
 1924 Brisbane Grammar School  
 1925 Brisbane State High School  
 1926 Church of England Grammar School  
 1927 Brisbane State High School  
 1928 Brisbane Grammar School  
 & Brisbane State High School (tie)  
 1929 Brisbane Grammar School  
 1930 The Southport School  
 1931 The Southport School  
 1932 Brisbane State High School  
 1933 The Southport School  
 1934 Brisbane Boys' College  
 1936 Church of England Grammar School  
 1937 Brisbane Boys' College  
 1938 Brisbane Boys' College  
 1939 Church of England Grammar School  
 1940 Church of England Grammar School  
 1941 Church of England Grammar School  
 1942 to 1945 No Competition  
 1946 Brisbane Boys' College  
 1947 Brisbane Boys' College  
 1948 Brisbane State High School  
 1949 Brisbane Boys' College  
 1950 Brisbane Boys' College  
 1951 Brisbane Boys' College  
 1952 Brisbane Boys' College  
 1953 The Southport School  
 1954 The Southport School  
 1955 Brisbane Grammar School (First year in eights)  
 1956 Brisbane Boys' College  
 1957 Brisbane Boys' College  
 1958 The Southport School  
 1959 The Southport School  
 1960 Brisbane Grammar School  
 1961 Brisbane Boys' College  
 1962 Brisbane Boys' College  
 1963 Church of England Grammar School  
 1964 Brisbane Grammar School  
 1965 Brisbane Boys' College  
 & Brisbane Grammar School (tie)  
 1966 Brisbane Boys' College  
 1967 Brisbane Grammar School  
 1968 Brisbane Boys' College  
 1969 Church of England Grammar School  
 1970 The Southport School  
 1971 Church of England Grammar School  
 1972 Brisbane Boys' College  
 1973 Church of England Grammar School  
 1974 Brisbane Boys' College  
 1975 Church of England Grammar School  
 1976 Brisbane Grammar School

1977 Brisbane Grammar School  
 1978 The Southport School  
 1979 Brisbane Grammar School  
 1980 Brisbane Grammar School  
 1981 Brisbane Grammar School  
 1982 Gregory Terrace  
 1983 No Race  
 1984 Brisbane Grammar School  
 1985 The Southport School  
 1986 The Southport School  
 1987 The Southport School  
 1988 Brisbane Grammar School  
 1989 The Southport School  
 1990 Brisbane Boys' College  
 1991 The Southport School  
 1992 Brisbane Boys' College  
 1993 Brisbane Boys' College  
 1994 Gregory Terrace  
 1995 Brisbane Grammar School  
 1996 Gregory Terrace  
 1997 Brisbane Grammar School  
 1998 Anglican Church Grammar School  
 1999 Brisbane Grammar School  
 2000 The Southport School  
 2001 Brisbane Grammar School  
 2002 Brisbane Boys' College  
 2003 Nudgee College  
 2004 Anglican Church Grammar School  
 2005 Anglican Church Grammar School  
 2006 The Southport School  
 2007 Brisbane Grammar School  
 2008 Gregory Terrace  
 2009 Nudgee College  
 2010 Anglican Church Grammar School  
 2011 Nudgee College  
 2012 Anglican Church Grammar School

## Rowing

(The Old Boys' Cup)  
 1988 The Southport School  
 1989 The Southport School  
 1990 Anglican Church Grammar School  
 1991 Anglican Church Grammar School  
 1992 Brisbane Boys' College  
 1993 Brisbane Boys' College  
 1994 Brisbane Grammar School  
 1995 Brisbane Grammar School  
 1996 Brisbane Grammar School  
 1997 Gregory Terrace  
 1998 Brisbane Grammar School  
 1999 Anglican Church Grammar School  
 2000 The Southport School  
 2001 Brisbane Boys' College  
 2002 Brisbane Boys' College  
 2003 Brisbane Boys' College  
 2004 Anglican Church Grammar School  
 2005 Anglican Church Grammar School  
 2006 Anglican Church Grammar School  
 2007 Gregory Terrace  
 2008 Gregory Terrace  
 2009 Gregory Terrace  
 2010 Not awarded as all races were not conducted  
 2011 Nudgee College  
 2012 Nudgee College & The Southport School (tie)

## Rugby

1918 Ipswich Grammar School  
 1919 Ipswich Grammar School  
 1920 Nudgee College  
 1921 Nudgee College  
 1922 The Southport School  
 1923 Nudgee College  
 1924 Nudgee College  
 1924 Toowoomba Grammar School  
 1925 Nudgee College  
 1926 The Southport School  
 1927 Gregory Terrace  
 1928 Nudgee College  
 1929 Gregory Terrace  
 1930 Toowoomba Grammar School

# HISTORY OF GPS PREMIERS

## Rugby continued

1931 Nudgee College  
 1932 Nudgee College  
 1932 Toowoomba Grammar School  
 1933 The Southport School  
 1934 Ipswich Grammar School  
 1935 Nudgee College  
 1936 Nudgee College  
 1937 Nudgee College  
 1938 The Southport School  
 1939 Church of England Grammar School  
 1940 Nudgee College  
 1941 Nudgee College  
 1942 to 1945 No Competitions  
 1946 Nudgee College  
 1947 Brisbane State High School  
 1948 Toowoomba Grammar School  
 1949 Church of England Grammar School  
 1950 Nudgee College  
 1950 Church of England Grammar School  
 1951 Church of England Grammar School  
 1952 Nudgee College  
 1953 Nudgee College  
 1954 Toowoomba Grammar School, Nudgee College, Brisbane Boys' College, Church of England Grammar School (tie)  
 1955 Church of England Grammar School  
 1956 Brisbane Grammar School, Toowoomba Grammar School, Gregory Terrace (tie)  
 1957 Church of England Grammar School  
 1958 Brisbane Grammar School  
 1959 Church of England Grammar School  
 1960 Nudgee College  
 1961 Nudgee College  
 1962 Church of England Grammar School  
 1963 Church of England Grammar School  
 1964 Brisbane State High School  
 1965 Nudgee College  
 1966 Nudgee College  
 1967 Church of England Grammar School  
 1968 Nudgee College  
 1969 Brisbane State High School  
 1970 Nudgee College  
 1971 Nudgee College  
 1972 Brisbane Grammar School  
 1973 Brisbane Grammar School & Brisbane State High School (tie)  
 1974 Brisbane State High School & Church of England Grammar School (tie)  
 1975 Brisbane State High School  
 1976 Brisbane State High School & Brisbane Grammar School (tie)  
 1977 Gregory Terrace  
 1978 Gregory Terrace  
 1979 Gregory Terrace & Brisbane Grammar School (tie)  
 1980 Gregory Terrace  
 1981 Gregory Terrace  
 1982 Church of England Grammar School  
 1983 Brisbane State High School  
 1984 Brisbane State High School & Ipswich Grammar School (tie)  
 1985 Ipswich Grammar School  
 1986 Nudgee College  
 1987 Nudgee College  
 1988 Ipswich Grammar School  
 1989 Ipswich Grammar School  
 1990 Nudgee College  
 1991 Nudgee College  
 1992 Brisbane Grammar School  
 1993 Ipswich Grammar School, Brisbane State High School, Nudgee College (tie)  
 1994 Nudgee College  
 1995 Nudgee College  
 1996 Gregory Terrace  
 1997 Nudgee College  
 1998 Nudgee College  
 1999 Anglican Church Grammar School  
 2000 Nudgee College

2001 The Southport School  
 2002 Nudgee College  
 2003 Anglican Church Grammar School & The Southport School (tie)  
 2004 Gregory Terrace  
 2005 Anglican Church Grammar School & Brisbane State High School (tie)  
 2006 The Southport School  
 2007 The Southport School  
 2008 Nudgee College  
 2009 Brisbane State High School  
 2010 Brisbane State High School / Nudgee College & The Southport School (tie)  
 2011 Nudgee College  
 2012 Brisbane Grammar School

## Sailing

2000 Brisbane Grammar School  
 2001 Anglican Church Grammar School  
 2002 The Southport School  
 2003 The Southport School  
 2004 Anglican Church Grammar School  
 2005 Brisbane Grammar School  
 2006 Brisbane Grammar School  
 2007 Brisbane Boys' College  
 2008 Brisbane Boys' College  
 2009 Anglican Church Grammar School  
 2010 Anglican Church Grammar School  
 2011 Brisbane Boys' College  
 2012 *Not awarded as all races were not conducted due to weather*

## Swimming

1918 Gregory Terrace  
 1919 Gregory Terrace  
 1920 Brisbane Grammar School  
 1921 Gregory Terrace  
 1922 The Southport School  
 1923 Nudgee College  
 1924 Brisbane Grammar School  
 1925 Brisbane Grammar School  
 1926 Brisbane Grammar School  
 1927 Brisbane Grammar School  
 1928 Brisbane Grammar School  
 1929 Brisbane Grammar School  
 1930 Church of England Grammar School  
 1931 Brisbane Grammar School  
 1932 No Competition  
 1933 Brisbane State High School  
 1934 Brisbane Grammar School  
 1935 Toowoomba Grammar School  
 1936 Brisbane Grammar School  
 1937 Church of England Grammar School  
 1938 No Competition  
 1939 Church of England Grammar School  
 1940 Church of England Grammar School  
 1941 Church of England Grammar School  
 1942 No Competition  
 1943 Church of England Grammar School  
 1944 Church of England Grammar School  
 1945 Church of England Grammar School  
 1946 Church of England Grammar School  
 1947 Church of England Grammar School  
 1948 Church of England Grammar School  
 1949 Church of England Grammar School  
 1950 Church of England Grammar School  
 1951 No Competition  
 1952 Gregory Terrace  
 1953 Gregory Terrace  
 1954 Nudgee College & Gregory Terrace (tie)  
 1955 Gregory Terrace  
 1956 Church of England Grammar School  
 1957 Gregory Terrace  
 1958 Gregory Terrace  
 1959 Gregory Terrace  
 1960 Church of England Grammar School  
 1961 Church of England Grammar School  
 1962 Church of England Grammar School  
 1963 Church of England Grammar School

1984 Church of England Grammar School  
 1965 Church of England Grammar School  
 1966 to 1967 No Competition  
 1968 Brisbane State High School  
 1969 Brisbane State High School  
 1970 Gregory Terrace  
 1971 Brisbane Grammar School  
 1972 Brisbane Grammar School  
 1973 Brisbane Grammar School  
 1974 Brisbane Grammar School  
 1975 Brisbane Grammar School  
 1976 Brisbane Grammar School  
 1977 Brisbane Grammar School  
 1978 Brisbane State High School  
 1979 Brisbane State High School  
 1980 Brisbane State High School  
 1981 Brisbane State High School  
 1982 Brisbane State High School  
 1983 Brisbane State High School  
 1984 Brisbane State High School  
 1985 Brisbane State High School  
 1986 Brisbane State High School  
 1987 Gregory Terrace  
 1988 Gregory Terrace  
 1989 Gregory Terrace  
 1990 Gregory Terrace  
 1991 Gregory Terrace  
 1992 Nudgee College  
 1993 Nudgee College  
 1994 Nudgee College  
 1995 Nudgee College  
 1996 Nudgee College  
 1997 Nudgee College  
 1998 Nudgee College  
 1999 Nudgee College  
 2000 Nudgee College  
 2001 Nudgee College  
 2002 Nudgee College  
 2003 Nudgee College  
 2004 The Southport School  
 2005 The Southport School  
 2006 Nudgee College  
 2007 The Southport School  
 2008 The Southport School  
 2009 Nudgee College  
 2010 Nudgee College  
 2011 Nudgee College  
 2012 Nudgee College

## Tennis

(The J. N. Radcliffe Trophy)

1918 Brisbane Grammar School  
 1919 Brisbane Grammar School  
 1920 Brisbane Grammar School  
 1921 Brisbane Grammar School  
 1921 Ipswich Grammar School  
 1921 The Southport School  
 1922 Brisbane Grammar School  
 1923 Brisbane Grammar School  
 1924 The Southport School  
 1925 Brisbane Grammar School  
 1926 The Southport School  
 1927 Toowoomba Grammar School  
 1928 Brisbane Grammar School  
 1929 Ipswich Grammar School  
 1930 The Southport School  
 1931 Brisbane Grammar School  
 1932 Toowoomba Grammar School  
 1933 Brisbane Grammar School  
 1934 Brisbane Grammar School  
 1934 Brisbane Boys' College  
 1934 The Southport School  
 1935 Nudgee College  
 1936 Nudgee College  
 1937 Toowoomba Grammar School  
 1938 Toowoomba Grammar School  
 1939 Toowoomba Grammar School  
 1940 Toowoomba Grammar School  
 1941 Church of England Grammar School  
 1941 Ipswich Grammar School

# HISTORY OF GPS PREMIERS

## Tennis continued

1942 to 1945	No Competitions
1946	Toowoomba Grammar School
1948	Toowoomba Grammar School
1948	Church of England Grammar School
1949	Toowoomba Grammar School
1950	Brisbane Grammar School
1951	Brisbane Grammar School
1952	Toowoomba Grammar School
1953	Brisbane Grammar School
1954	Brisbane State High School
1955	Gregory Terrace
1956	The Southport School
1957	Church of England Grammar School
1957	Toowoomba Grammar School
1958	Church of England Grammar School
1959	Brisbane State High School
1960	Church of England Grammar School
1961	Church of England Grammar School
1962	Church of England Grammar School
1963	Brisbane Grammar School
1964	Brisbane Grammar School
1965	Brisbane Grammar School
1966	Brisbane Grammar School
1967	Brisbane Grammar School
1968	Brisbane Grammar School
1969	Brisbane Grammar School
1970	Brisbane Grammar School
1971	Brisbane Grammar School
1972	Brisbane Grammar School & Brisbane State High School (tie)
1973	Brisbane State High School
1974	Brisbane Grammar School
1975	Brisbane Grammar School
1976	Brisbane Grammar School
1977	Brisbane Grammar School
1978	Brisbane Grammar School
1979	Brisbane Grammar School
1980	Brisbane Grammar School
1981	Brisbane Grammar School
1982	Brisbane Grammar School
1983	Brisbane Boys' College
1984	Brisbane State High School
1985	Brisbane Grammar School
1986	Brisbane Grammar School
1987	Brisbane Boys' College
1988	Nudgee College
1989	Nudgee College
1990	Nudgee College
1991	Brisbane Grammar School
1992	Gregory Terrace
1993	Nudgee College
1994	Nudgee College
1995	Gregory Terrace
1996	Anglican Church Grammar School
1997	Anglican Church Grammar School
1998	Gregory Terrace
1999	Gregory Terrace
2000	The Southport School
2001	The Southport School
2002	Ipswich Grammar School & Gregory Terrace (tie)
2003	Brisbane Grammar School, Gregory Terrace, Nudgee College (tie)
2004	Anglican Church Grammar School
2005	Anglican Church Grammar School
2006	Brisbane Boys' College
2007	Brisbane Boys' College
2008	Brisbane Boys' College
2009	Brisbane Grammar School
2010	Ipswich Grammar School
2011	Brisbane Boys' College, Brisbane Grammar School, Nudgee College (tie)
2012	Brisbane Grammar School

## Track and Field

(The Sir John Goodwin Cup)	
1918	The Southport School
1919	Southport School & Nudgee College (tie)
1920	Nudgee College
1921	Nudgee College
1922	The Southport School
1923	Church of England Grammar School
1924	Brisbane Grammar School
1925	Brisbane Boys' College
1926	Brisbane Grammar School
1927	Gregory Terrace
1928	Brisbane Grammar School
1929	The Southport School & Church of England Grammar School (tie)
1930	Gregory Terrace
1931	Nudgee College
1932	Brisbane Grammar School
1933	The Southport School
1934	Gregory Terrace
1935	Brisbane Grammar School & Church of England Grammar School (tie)
1936	Brisbane Grammar School
1937	Brisbane Grammar School
1938	Brisbane Grammar School
1939	Brisbane Boys' College
1940	Nudgee College
1941	Brisbane Grammar School
1942	Brisbane Boys' College
1943	Church of England Grammar School
1944	Church of England Grammar School
1945	Toowoomba Grammar School
1946	Brisbane State High School
1947	Brisbane State High School
1948	Brisbane Grammar School
1949	Church of England Grammar School
1950	Gregory Terrace
1951	Gregory Terrace
1952	Church of England Grammar School
1953	Church of England Grammar School
1954	Church of England Grammar School
1955	Nudgee College
1956	Church of England Grammar School
1957	Church of England Grammar School
1958	Church of England Grammar School
1959	Church of England Grammar School
1960	Church of England Grammar School
1961	Church of England Grammar School
1962	Church of England Grammar School
1963	Church of England Grammar School
1964	Church of England Grammar School
1965	Church of England Grammar School
1966	Brisbane State High School
1967	Brisbane State High School
1968	Brisbane State High School
1969	Nudgee College
1970	Nudgee College
1971	Toowoomba Grammar School
1972	Toowoomba Grammar School
1973	Church of England Grammar School
1974	Church of England Grammar School
1975	Brisbane State High School
1976	Brisbane State High School
1977	Brisbane State High School
1978	Brisbane State High School
1979	Brisbane State High School
1980	Brisbane State High School
1981	Brisbane State High School
1982	Brisbane State High School
1983	Brisbane State High School
1984	Ipswich Grammar School
1985	Ipswich Grammar School
1986	Ipswich Grammar School
1987	Ipswich Grammar School
1988	Brisbane Grammar School
1989	Brisbane Grammar School
1990	Ipswich Grammar School
1991	Ipswich Grammar School

1992	Ipswich Grammar School
1993	Nudgee College
1994	Brisbane Grammar School
1995	Brisbane Grammar School
1996	Nudgee College
1997	Nudgee College
1998	Ipswich Grammar School
1999	Ipswich Grammar School
2000	Ipswich Grammar School
2001	Ipswich Grammar School
2002	Ipswich Grammar School
2003	Ipswich Grammar School
2004	Ipswich Grammar School
2005	Ipswich Grammar School
2006	Nudgee College
2007	Ipswich Grammar School
2008	Ipswich Grammar School
2009	Ipswich Grammar School
2010	Nudgee College
2011	Ipswich Grammar School
2012	Ipswich Grammar School

## Volleyball

1994	Brisbane Boys' College
1995	Brisbane Boys' College
1996	Brisbane Boys' College & Gregory Terrace (tie)
1997	Gregory Terrace
1998	Anglican Church Grammar School
1999	Brisbane Boys' College
2000	Brisbane Grammar School & Gregory Terrace (tie)
2001	Brisbane Boys' College
2002	Ipswich Grammar School & Nudgee College (tie)
2003	Brisbane Grammar School
2004	Brisbane Grammar School
2005	Brisbane Grammar School
2006	Brisbane Grammar School (The Peter Donaldson Memorial Trophy)
2007	Brisbane Grammar School
2008	Brisbane Grammar School
2009	Brisbane Grammar School
2010	Brisbane Grammar School & Gregory Terrace (tie)
2011	Brisbane Grammar School
2012	Brisbane Grammar School

## Bauman Cup

(This Cup was awarded to the Top School over all GPS Competition at first level and Championship events. The GPS sports used to calculate the Bauman Cup were as follows: Premierships: Cricket 1st XI, 1st VIII (Rowing was not a championship sport) 1st XV Rugby & 1st IV Tennis; Championships: Swimming, Track & Field & Gymnastics (Cross Country was not a GPS Sport).

1953	Church of England Grammar School
1954	Church of England Grammar School
1955	Church of England Grammar School
1956	Church of England Grammar School
1957	Church of England Grammar School
1958	Church of England Grammar School
1959	Church of England Grammar School
1960	Church of England Grammar School
1961	Church of England Grammar School
1962	Church of England Grammar School
1963	Church of England Grammar School
1964	Church of England Grammar School
1965	Church of England Grammar School
1966	Brisbane State High School
1967	Church of England Grammar School
1968	Church of England Grammar School
1969	Brisbane Grammar School
1970	Church of England Grammar School
1971	Brisbane Grammar School
1972	Brisbane Grammar School
1973	Brisbane Grammar School
1974	Brisbane Grammar School
1975	Brisbane Grammar School
1976	Brisbane Grammar School
1977	Discontinued



# FIRE & EVACUATION PROCEDURES



## BRI/ BANE AQUATIC CENTRE

### FIRE WARNING SYSTEM

Installed in the building is an Automatic Fire Alarm System with Heat Detectors, Smoke Detectors & Manual Call Points located throughout the building. Activation of any of the above devices **WILL** automatically call the Fire Brigade.

A fire alarm will cause the emergency warning system to produce a sound called the Alert tone **Barp Barp**



Should an evacuation of the building be ordered the sound you will hear is **Whoop Whoop**

**To call Fire Brigade  
Dial 000 or mobile 112**

### SAFETY MEASURES

- ⇒ Sound the fire alarm on discovery of a fire by breaking the glass on the nearest manual call point
- ⇒ Always react to a fire alarm and assist others.
- ⇒ Familiarise yourself with the locations of fire extinguishers and the Manual Call Points in your work area
- ⇒ Exit passageways and access to extinguishers and Manual Call Points must remain clear at all times
- ⇒ Tasks which may result in a fire should be avoided. **TURN OFF** electrical appliances when not in use.
- ⇒ Your role during a fire alarm is firstly preserve life safety then attempt to extinguish the fire (only if safe to do so)

FIGHTING OF FIRES SHOULD, FOR SAFETY REASONS BE UNDERTAKEN IF TWO PERSONS ARE PRESENT, THE CORRECT FIRE EXTINGUISHER IS AVAILABLE AND IT IS SAFE TO PERFORM THIS TASK.



Mobility impaired persons should exit immediately on a fire alarm, assisted by a nominated person at the time.

### FIRE FIGHTING EQUIPMENT

Installed in the building.

#### Fire Hose Reels

**Carbon Dioxide Extinguishers**  
(Colour Red with Black Band)

**Dry Chemical Powder Extinguishers**  
(Colour Red with White band)

**Vaporizing Liquid Extinguisher**  
(Colour Red with Yellow Band)

Check the extinguisher label for instructions.

**UNDER NO CIRCUMSTANCES SHOULD FIRE HOSE REELS BE USED ON OR NEAR LIVE ELECTRICAL APPLIANCES OR POWER OUTLETS.**

### FIRE ALARM PROCEDURES

At all times, when a fire alarm sounds or hearing the Alert tone **Barp Barp**, you are to prepare to evacuate.

- ☑ Warn Public, make safe equipment, store valuables collect personal belongings from the immediate area
- ☑ Move to an exit point from your area and await instructions from the Fire Warden.

**EVACUATE THE BUILDING IF YOUR SAFETY IS AT RISK, SMOKE IS PRESENT (OBVIOUS OR SMELT) OR IF INSTRUCTED BY THE FIRE WARDEN**

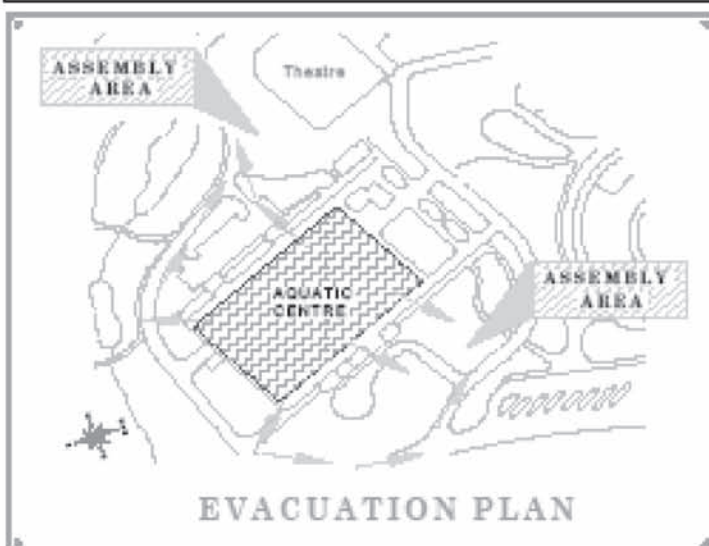
When the order to evacuate is given or when hearing the Evacuation tone **Whoop Whoop** you are to:

- ☑ Exit the building by the nominated exit points and move directly to the Assembly Area. Fire Wardens will take control and provide any further directions.

#### APPLY CAUTION IN CROSSING ROADS

**IF A FIRE ALARM SOUNDS AFTER ADMINISTRATION WORKING HOURS, OCCUPANTS ARE URGED TO EVACUATE IMMEDIATELY**

**DO NOT RE-ENTER THE BUILDING UNTIL THE FIRE BRIGADE ADVISE IT IS SAFE TO DO SO.**



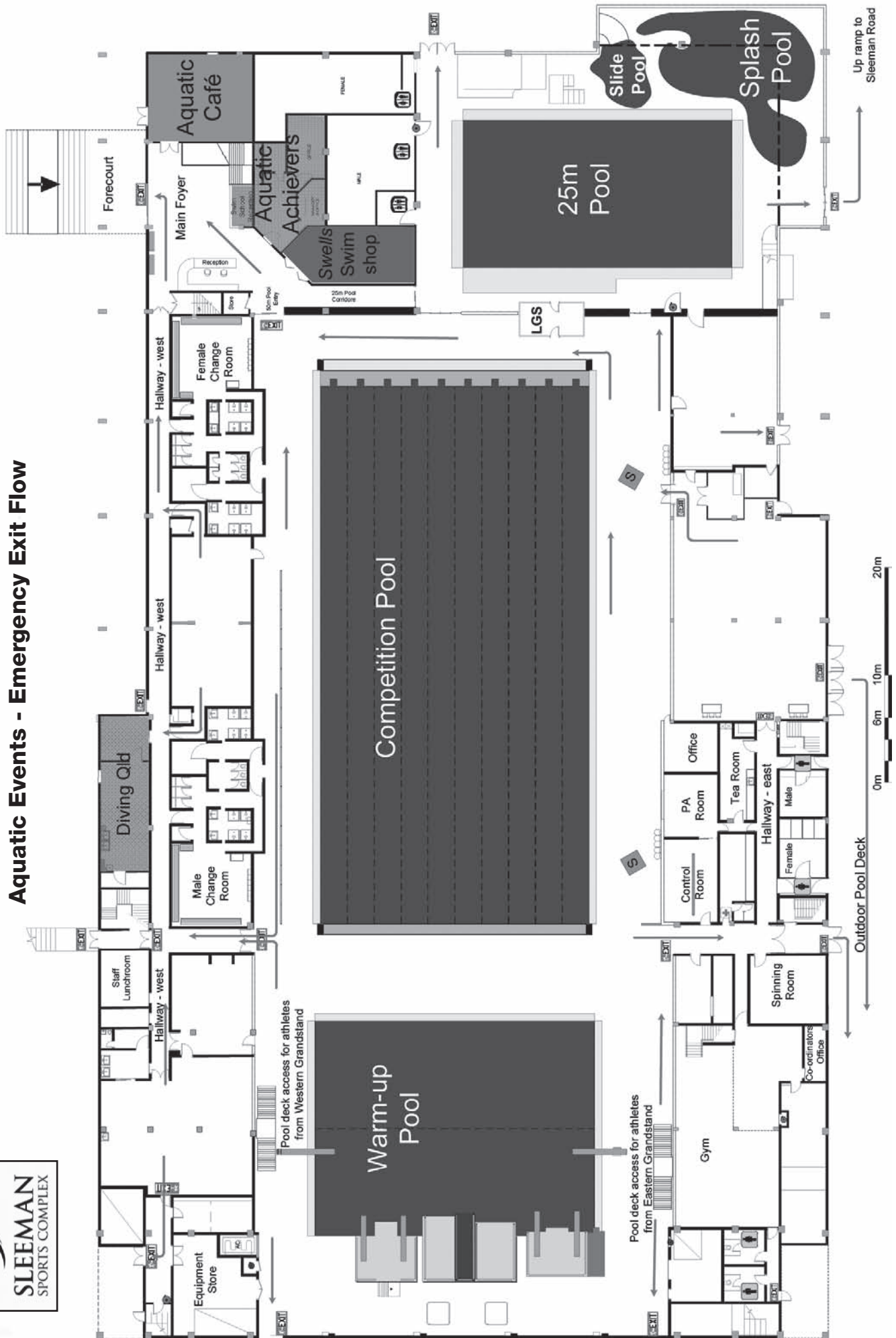
### FIRE EXTINGUISHER OPERATION:

- ⇒ Stand well back from fire (two to four paces)
- ⇒ Always face the fire with your back to a clear doorway
- ⇒ Pull pin on fire extinguisher
- ⇒ Squeeze lever
- ⇒ Direct at fire operating with a slow side to side motion
- ⇒ Slowly move closer towards the fire as it diminishes. (remain at least one pace away)

# Brisbane Aquatic Centre - Level 2



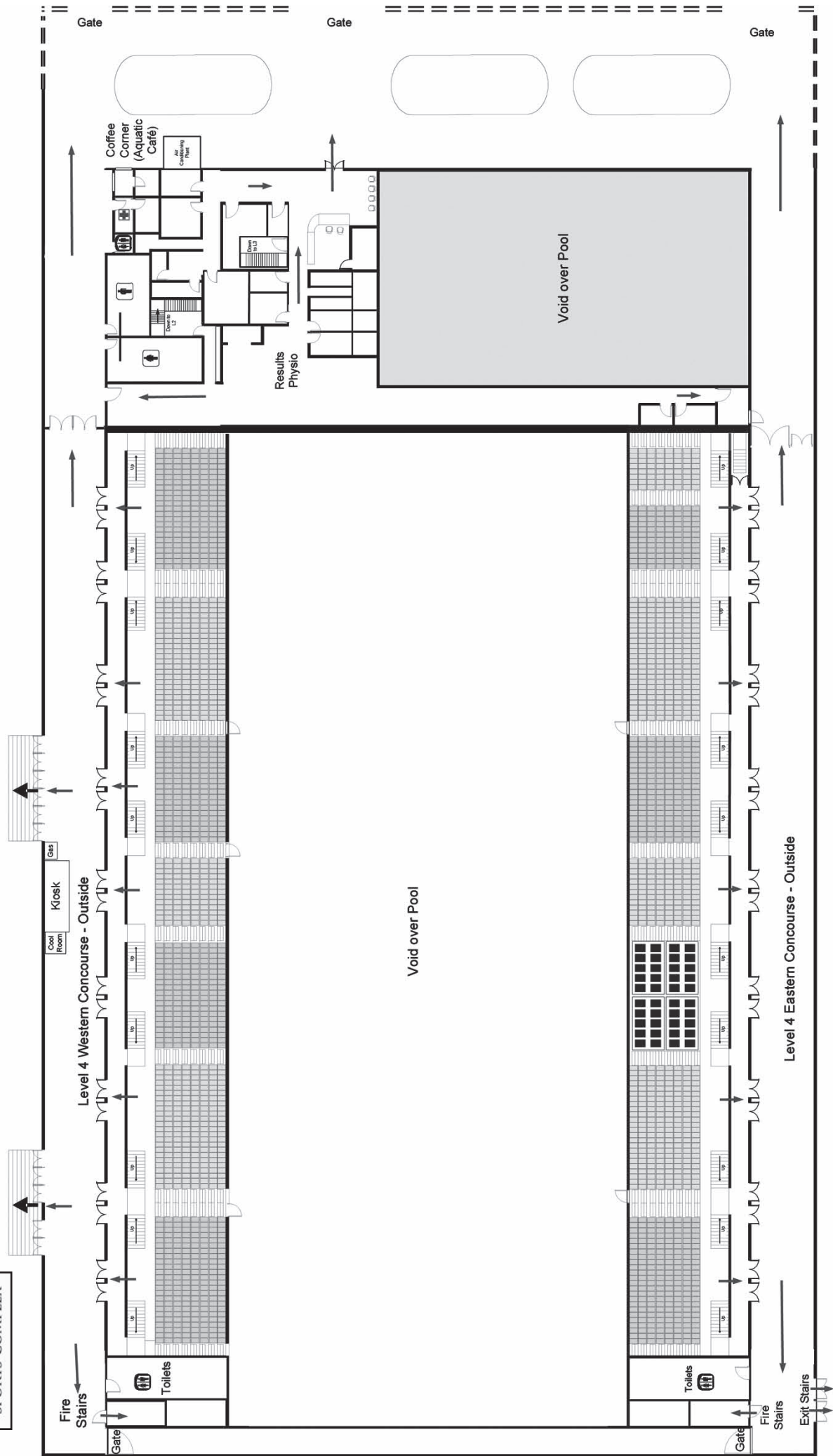
## Aquatic Events - Emergency Exit Flow



# Brisbane Aquatic Centre - Level 4



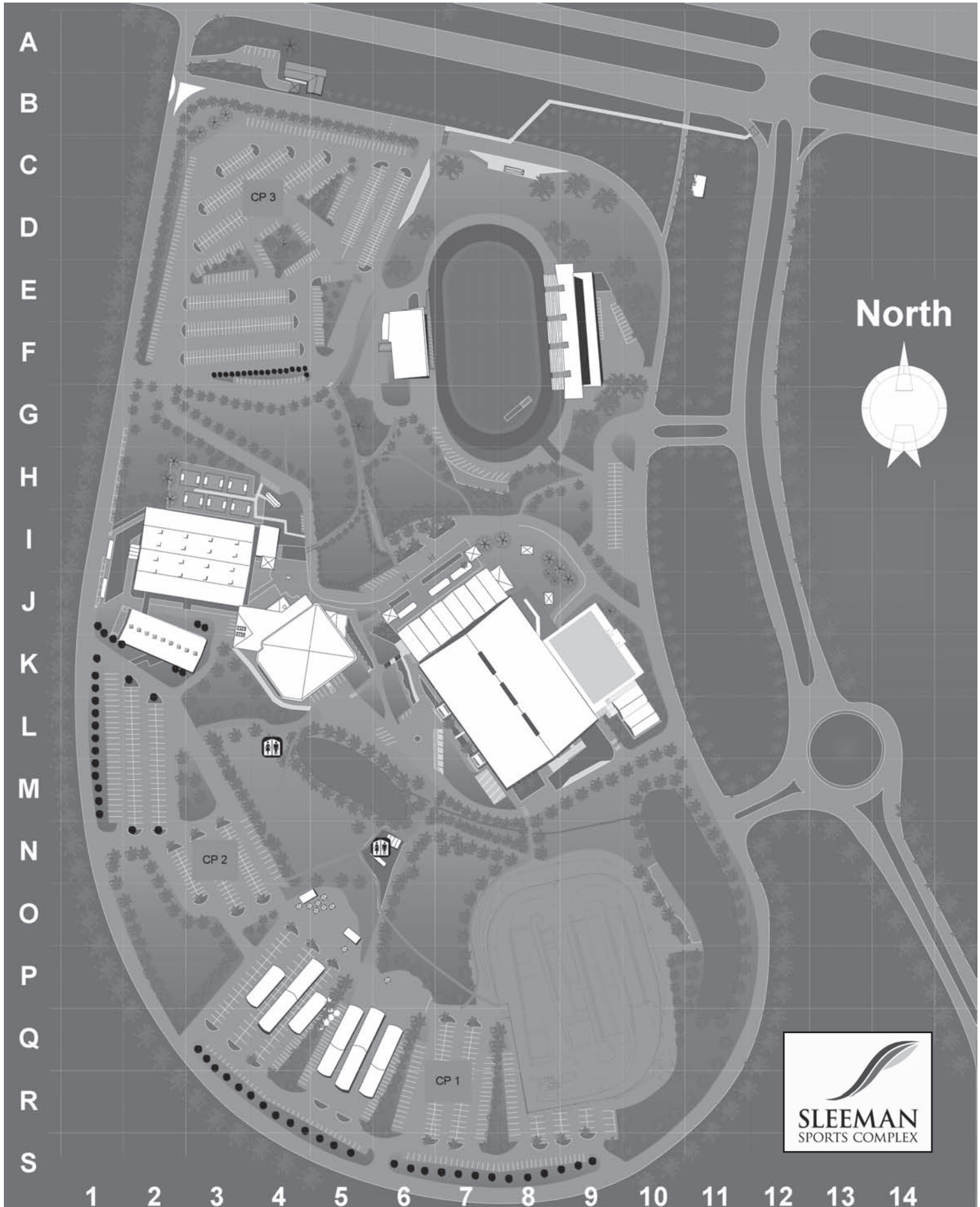
## Aquatic Events - Emergency Exit Flow





# GPS Swimming Championships - Parking Plan

## SLEEMAN SPORTS COMPLEX Pre and Event



North



# ACKNOWLEDGEMENTS

## **SPORT AND ACTIVITIES COMMITTEE**

**Chairman:** Mr. R. HENDERSON (Ipswich Grammar School)  
**Vice Chairman:** Mr. G. Mc DONALD (Brisbane Boys' College)  
**Treasurer:** Mr. B. SHORT (Brisbane Grammar School)  
Mr. J. HENSMAN (Anglican Church Grammar School)  
Mr. W. HAYNES (Brisbane State High School)  
Mr. P. CHAPMAN (Gregory Terrace)  
Mr. D. HANLY (Nudgee College)  
Mr. P. HAUSER (Toowoomba Grammar School)  
Mr. G. WAIN (The Southport School)

**Executive Officer:** Ms N. L'Efevre

## **SPORT AND ACTIVITIES COMMITTEE**

**Chairman:** Mr. N. GREIVE (Ipswich Grammar School)  
Mr. B. EATON (Anglican Church Grammar School)  
Mr. M. DWYER (Brisbane Boys' College)  
Mr. R. COCHRANE (Brisbane Grammar School)  
Mr. W. NIVEN (Brisbane State High School)  
Mr. D. WRIGHT (Gregory Terrace)  
Mr. M. ENSOR (Nudgee College)  
Mr. S. TASKER (Toowoomba Grammar School)  
Mr. B. HAIN (The Southport School)

## **GPS SWIMMING SUB-COMMITTEE**

**Chairman:** Mr. W. NIVEN (Brisbane State High School)  
Mr. D. GROGAN (Anglican Church Grammar School)  
Mr. A. HOSKING (Brisbane Boys' College)  
Mr. G. MASTERS (Brisbane Grammar School)  
Mr. A. PETERMAN (Brisbane State High School)  
Mr. M. MacDERMOTT (Gregory Terrace)  
Ms. L. DANCE (Ipswich Grammar School)  
Mr. J. CAMPBELL (Nudgee College)  
Mr. D. ORBELL (Toowoomba Grammar School)  
Mr. L. DU FEU (The Southport School)

The GPS Association acknowledges the support and co-operation of the following organizations in the conduct of this event:

- Officials provided by all GPS schools
- Emergency Medics (EM)
- Officials from Swimming Queensland
- Brisbane Aquatic Centre at the Sleeman Sports Complex;







# GPS

The Great Public Schools<sup>3</sup>  
Association of Queensland Incorporated

PO Box 465  
Spring Hill Qld 4004

P: 07 3358 1556  
F: 07 3358 2553

WWW: [www.gpsqld.org.au](http://www.gpsqld.org.au)